

Report from the Kennel Club/  
British Small Animal Veterinary Association  
Scientific Committee

Summary results of the  
Purebred Dog Health Survey  
for the Tibetan Mastiff breed

Warning: The results of this survey and particularly the breed-specific analyses should be interpreted with caution. The overall response rate was only 24% with breed-specific response rates from 4.5% to 64.7%.

## The Tibetan Mastiff breed

A total of 60 forms were sent out and 23 were returned, representing 38 live dogs. This breed had a 38.3% response rate (23/60) and it represented 0.17% of all returns (23/13,741).

### Mortality data

A total of 10 deaths were reported and this represents 0.06% of all deaths reported in the survey (10/15,881). The median age at death for the Tibetan Mastiff breed was 11 years and 11 months (min = 3 years and 7 months, max = 17 years and 2 months) and this was higher than the overall median of 11 years and 3 months (Figure 1). Table 1 shows the causes of death for the Tibetan Mastiff breed. Age at death is presented for the most common causes of death (Figure 2).

Table 1. Causes of death by organ system/category for the Tibetan Mastiff breed.

Cause of death	N	%	Most common specific causes in descending order
1 Old age	6	60.0	Old age
2 Cancer	1	10.0	Brain tumour
3 Respiratory	1	10.0	Pneumonia
4 Unknown	1	10.0	
5 Urologic	1	10.0	Kidney failure
Total	10	100.0	

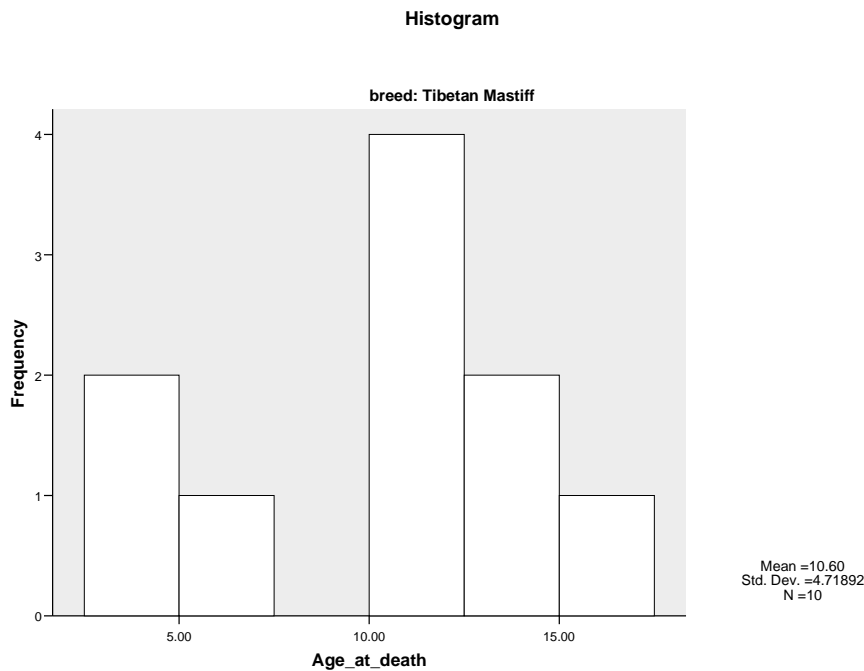


Figure 1. Histogram showing the frequency (as number of dogs) of age at death (in years) for the 10 Tibetan Mastiff deaths with age at death reported.

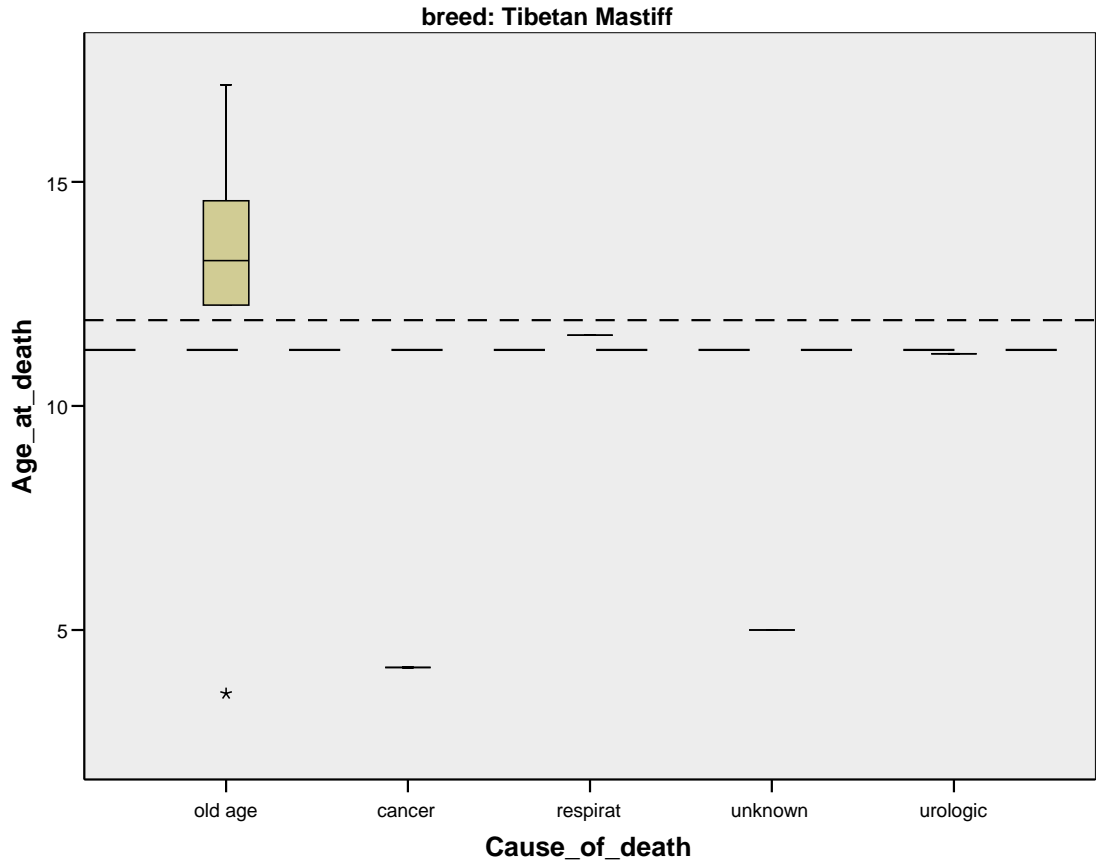


Figure 2. Box and whisker plot of age at death in years for the most common causes of death in the Tibetan Mastiff breed (N=10). The dashed line (---) is the overall median age at death for all dogs in the survey and the dotted line (----) is the overall median age of death for the Tibetan Mastiff breed. The solid line within each grey box represents the median age at death from the condition.

**Morbidity data**

The median current age of the 38 live dogs with a reported age was 3 years and 5 months (min=2 months, max=10 years and 2 months, Figure 3). Health information was reported for 38 live dogs of which 28 (74%) were healthy and 10 (26%) had at least one reported health condition, resulting in a total of 11 reported conditions with a median of 1 condition/dog (min=1, max=2).

The median current age of all healthy dogs with a reported age (N=28) was 3 years (min=2 months, max=9 years and 4 months). The distribution of gender and neuter status is shown in Table 2.

The median current age of all dogs with one or more disease conditions and a reported age (N=10) was 6 years and 8 months (min=1 year, max=10 years and 2 months). The median age at diagnosis for all disease occurrences with a reported age at diagnosis (N=11) was 1 year and 7 months (min= 6 months, max= 9 years and 4 months, Figure 4). Table 3 shows the disease conditions for the Tibetan Mastiff breed. Age at diagnosis is presented for the most common disease conditions (Figure 5).

Table 2. Distribution of gender and neuter status for 38 Tibetan Mastiffs with reported gender and neuter status.

Gender	Neuter status		Totals
	Intact	Neutered	
Female	14	4	18 (47%)
Male	20	0	20 (53%)
Totals	34 (89%)	4 (11%)	38 (100%)

Significantly more females were neutered (P=0.0258).

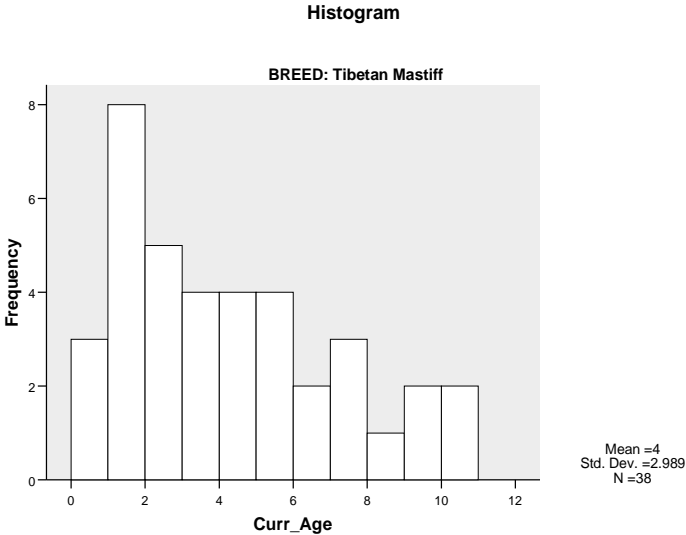


Figure 3. Histogram showing frequency of current age in years for the 38 live dogs of the Tibetan Mastiff breed with age reported.

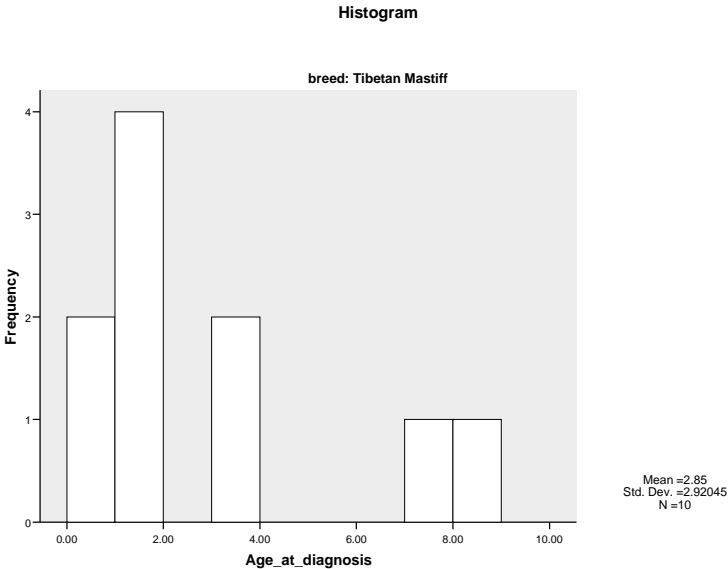


Figure 4. Histogram showing frequency of age at diagnosis for the 10 Tibetan Mastiff breed with one or more disease conditions, using the youngest age at which a disease condition was first reported for those dogs with more than one disease condition or episode.

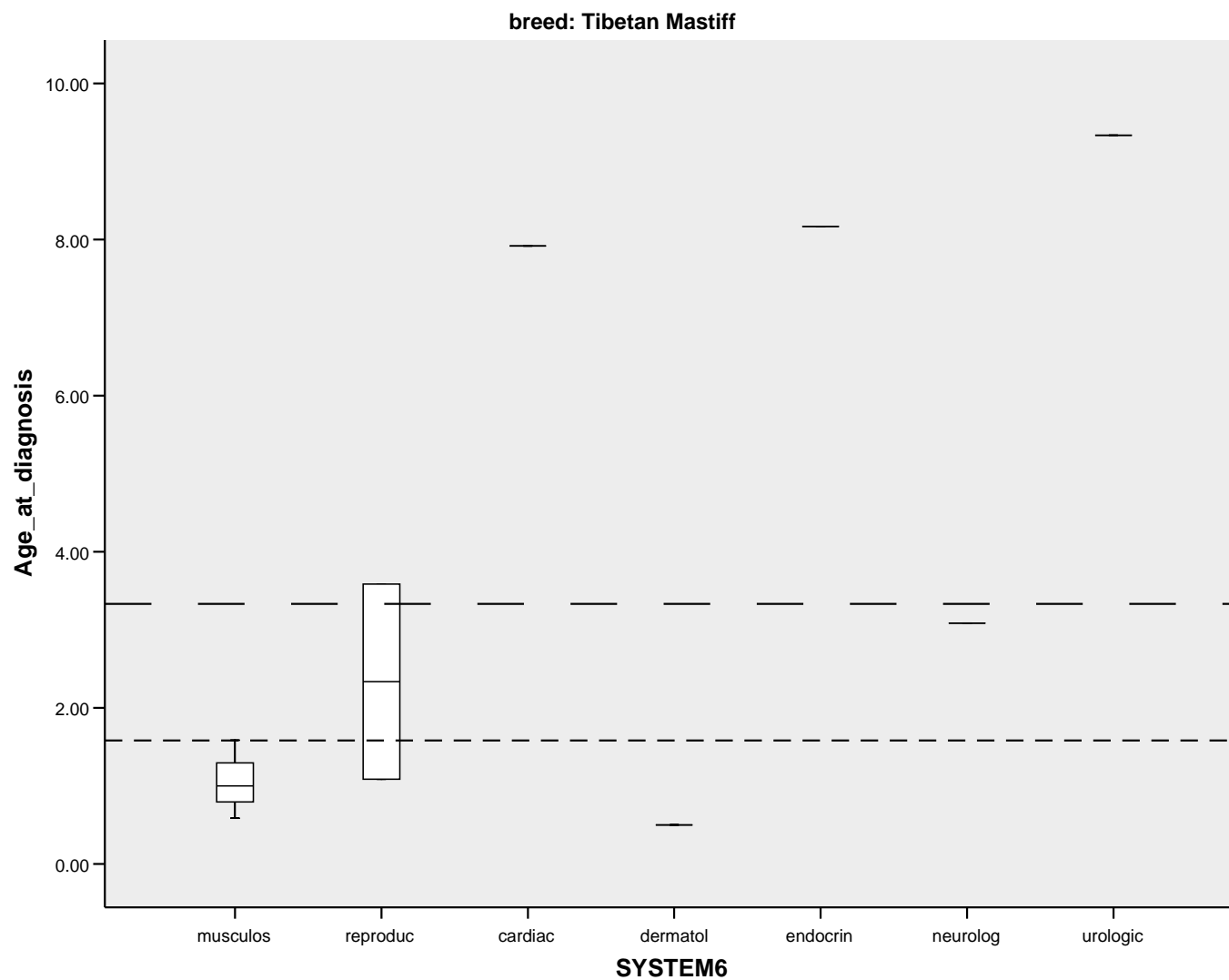


Figure 5. Box and whisker plot of age at diagnosis in years for the most common disease conditions in descending order for the Tibetan Mastiff breed (N=10 dogs with 11 conditions with age reported). The dashed line (---) is the overall median age at diagnosis for all dogs in the survey and the dotted line (----) is the overall median age at diagnosis for the Tibetan Mastiff breed. The solid line within each grey box represents the median age at diagnosis from the condition.

Table 3. Disease conditions by organ system/category for the Tibetan Mastiff breed.

Disease condition	All conditions		Most common specific conditions in descending order
	N	%	
1 Musculoskeletal	4	36.4	Arthritis (forelimb); CLR; CHD; OCD (elbow)
2 Reproductive	2	18.2	False pregnancy
3 Cardiac	1	9.1	Heart murmur (unspecified)
4 Dermatologic	1	9.1	Follicular dysplasia
5 Endocrine	1	9.1	Hypothyroidism
6 Neurologic	1	9.1	Seizures
7 Urologic	1	9.1	Cystitis
Total	11	100.0	