

Report from the Kennel Club/
British Small Animal Veterinary Association
Scientific Committee

Summary results of the
Purebred Dog Health Survey
for Sussex Spaniels

Warning: The results of this survey and particularly the breed-specific analyses should be interpreted with caution. The overall response rate was only 24% with breed-specific response rates from 4.5% to 64.7%.

Sussex Spaniels

A total of 191 forms were sent out and 60 were returned, representing 121 live dogs. This breed had a 31.4% response rate (60/191) and it represented 0.44% of all returns (60/13,741).

Mortality data

A total of 42 deaths were reported and this represents 0.26% of all deaths reported in the survey (42/15,881). The median age at death for Sussex Spaniels was 11 years and 2 months (min = 1 year and 1 month, max = 16 years and 6 months) and this was lower than the overall median of 11 years and 3 months (Figure 1). Table 1 shows the causes of death for Sussex Spaniels. Age at death is presented for the most common causes of death (Figure 2).

Table 1. Causes of death by organ system/category for Sussex Spaniels.

Cause of death	N	%	Most common specific causes in descending order
1 Cancer	8	19.0	Type unspecified (mammary)
2 Old age	8	19.0	Old age & age combinations
3 Cardiac	6	14.3	Heart defect unspecified; heart failure; cardiomegaly
4 Behaviour	2	4.8	Aggression; unspecified
5 Combinations	2	4.8	
6 Gastrointestinal	2	4.8	Gastric dilatation/volvulus (GDV)
7 Neurologic	2	4.8	Seizures; meningitis
8 Senility	2	4.8	
9 Trauma	2	4.8	Unspecified
10 Cerebral vascular	1	2.4	Stroke or cerebral vascular accident
11 Endocrine	1	2.4	Cushings disease
12 Hepatic	1	2.4	Acute liver failure
13 Other	1	2.4	Uncodeable
14 Perioperative	1	2.4	
15 Poisoning	1	2.4	
16 Respiratory	1	2.4	Pneumonia
17 Sudden death	1	2.4	
Total			

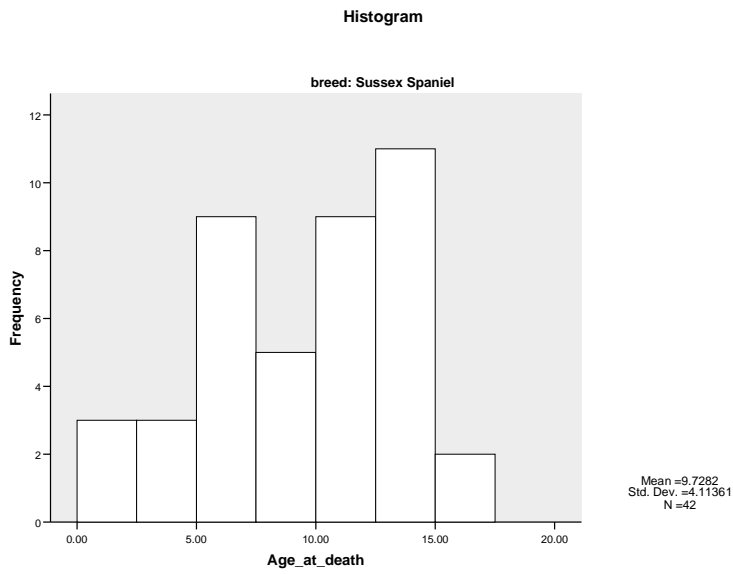


Figure 1. Histogram showing the frequency (as number of dogs) of age at death (in years) for the 42 Sussex Spaniel deaths with age at death reported.

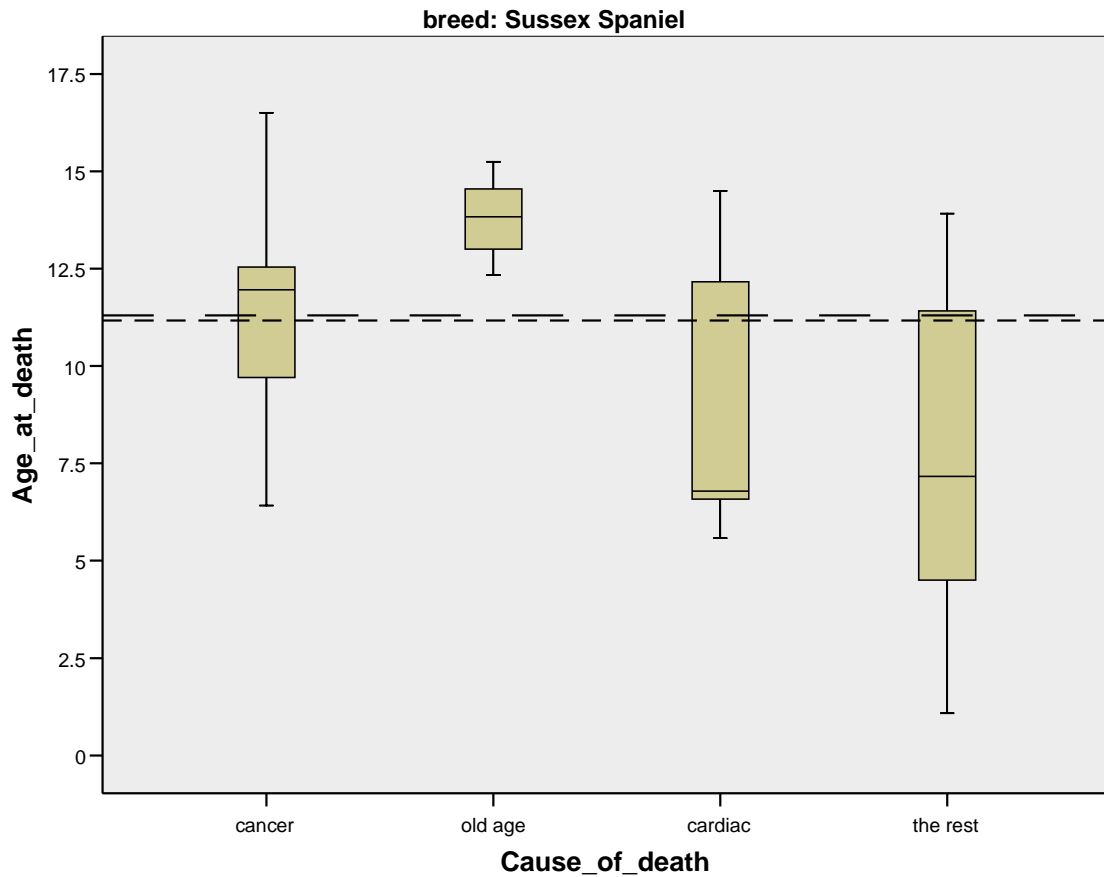


Figure 2. Box and whisker plot of age at death in years for the most common causes of death in Sussex Spaniels (N=42). The dashed line (---) is the overall median age at death for all dogs in the survey and the dotted line (----) is the overall median age of death for Sussex Spaniels. The solid line within each grey box represents the median age at death from the condition.

Morbidity data

The median current age of the 121 live dogs with a reported age was 5 years and 3 months (min=2 months, max=16 years and 11 months, Figure 3). Health information was reported for 121 live dogs of which 70 (58%) were healthy and 51 (42%) had at least one reported health condition, resulting in a total of 81 reported conditions with a median of 1 condition/dog (min=1, max=5).

The median current age of all healthy dogs with a reported age (N=70) was 4 years and 4 months (min=2 months, max=16 years and 11 months). The distribution of gender and neuter status is shown in Table 2.

The median current age of all dogs with one or more disease conditions and a reported age (N=50) was 6 years and 3 months (min=3 months, max=14 years). The median age at diagnosis for all disease occurrences with a reported age at diagnosis (N=80) was 3 years and 6 months (min= 3 months, max= 13 years and 2 months, Figure 4). Table 3 shows the disease conditions for Sussex Spaniels. Age at diagnosis is presented for the most common disease conditions (Figure 5).

Table 2. Distribution of gender and neuter status for 120 Sussex Spaniels with reported gender and neuter status.

Gender	Neuter status		Totals
	Intact	Neutered	
Female	45	20	65 (54%)
Male	39	16	55 (46%)
Totals	84 (70%)	36 (30%)	120 (100%)

There was no association between gender and neuter status (P=0.8416).

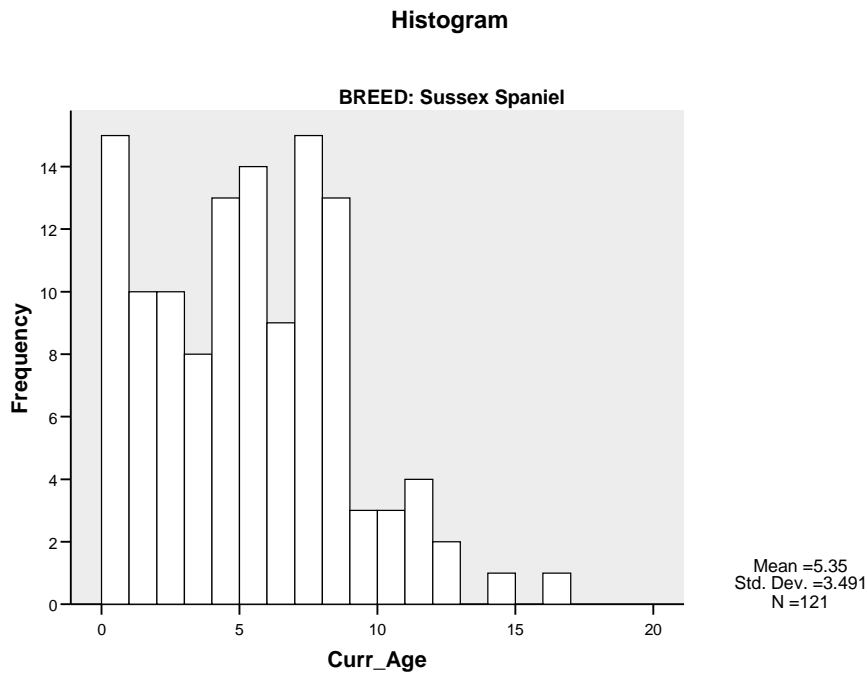


Figure 3. Histogram showing frequency of current age in years for the 121 live Sussex Spaniels with age reported.

Histogram

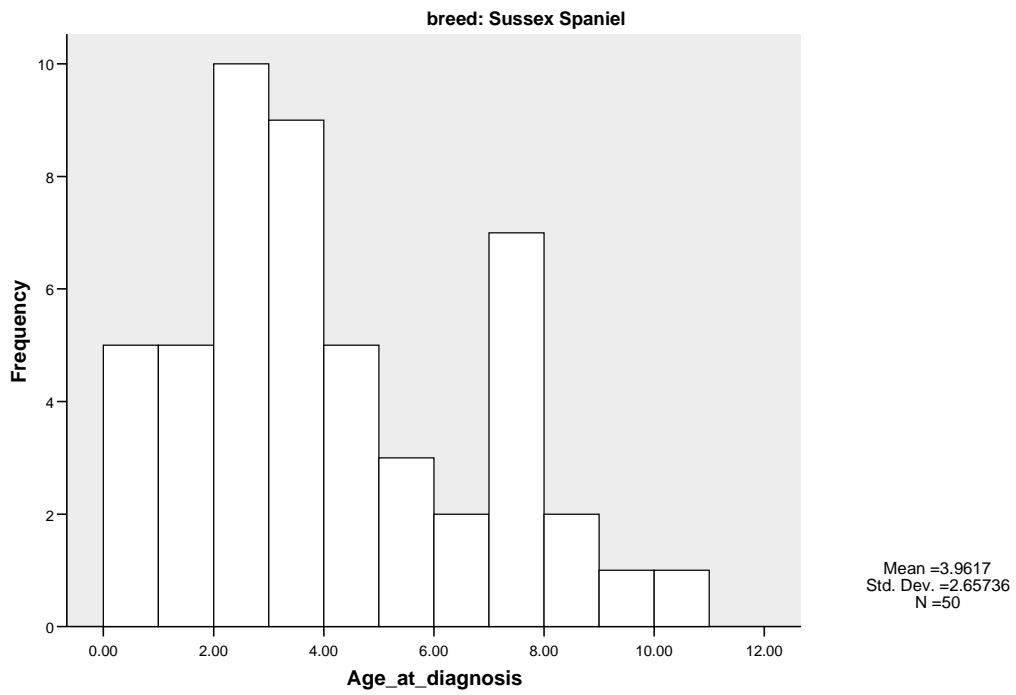


Figure 4. Histogram showing frequency of age at diagnosis for the 50 Sussex Spaniels with one or more disease conditions, using the youngest age at which a disease condition was first reported for those dogs with more than one disease condition or episode.

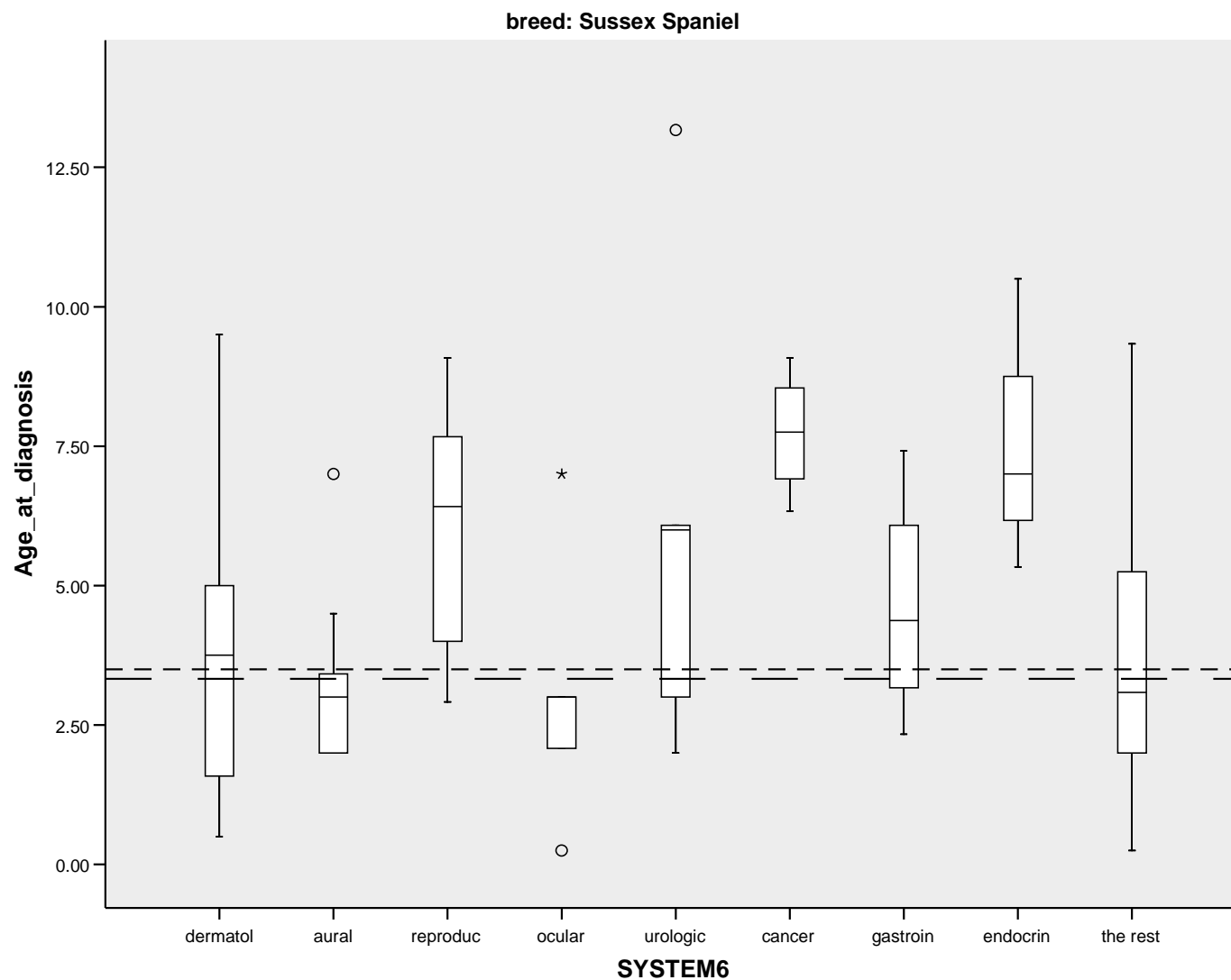


Figure 5. Box and whisker plot of age at diagnosis in years for the most common disease conditions in descending order for Sussex Spaniels (N=50 dogs with 80 conditions with age reported). The dashed line (---) is the overall median age at diagnosis for all dogs in the survey and the dotted line (----) is the overall median age at diagnosis for Sussex Spaniels. The solid line within each grey box represents the median age at diagnosis from the condition.

Table 3. Disease conditions by organ system/category for Sussex Spaniels.

Disease condition	All conditions		Most common specific conditions in descending order
	N	%	
1 Dermatologic	21	25.9	Pyotraumatic dermatitis; mites (sarcoptes>cheyletiella>unspecified); dermatitis; alopecia
2 Aural	11	13.6	Otitis externa
3 Reproductive	10	12.3	Infertility; prostatomegaly; pyometra; dystochia (uterine inertia); difficulty whelping
4 Ocular	5	6.2	Epiphora; ectropion; entropion
5 Urologic	5	6.2	Cystitis; cystinuria; incontinence
6 Cancer	4	4.9	Type unspecified (mammary>leg=womb)
7 Cardiac	4	4.9	Heart murmur (unspecified; without clinical signs); cardiomegaly; cardiomyopathy unspecified
8 Gastrointestinal	4	4.9	Gastric dilatation/volvulus (GDV); diarrhoea; bowel disorder unspecified
9 Musculoskeletal	4	4.9	CHD; brachygnathism; prognathism
10 Endocrine	3	3.7	Hypothyroidism; weight gain (unspecified)
11 Immune mediated	3	3.7	Atopy; other allergy (unspecified)
12 Neurologic	3	3.7	Seizures; IVDD (unspecified)
13 Benign neoplasia	1	1.2	Lipoma
14 Dental	1	1.2	Dental disease
15 Respiratory	1	1.2	Rhinitis
16 Unknown	1	1.2	Undiagnosed illness
Total	81	100.0	