

Report from the Kennel Club/
British Small Animal Veterinary Association
Scientific Committee

Summary results of the
Purebred Dog Health Survey
for Soft Coated Wheaten Terriers

Warning: The results of this survey and particularly the breed-specific analyses should be interpreted with caution. The overall response rate was only 24% with breed-specific response rates from 4.5% to 64.7%.

Soft Coated Wheaten Terriers

A total of 824 forms were sent out and 380 were returned, representing 505 live dogs. This breed had a 46.1% response rate (380/824) and it represented 2.77% of all returns (380/13,741).

Mortality data

A total of 111 deaths were reported and this represents 0.70% of all deaths reported in the survey (111/15,881). The median age at death for Soft Coated Wheaten Terriers was 12 years and 6 months (min = 6 months, max = 17 years) and this was higher than the overall median of 11 years and 3 months (Figure 1). Table 1 shows the causes of death for Soft Coated Wheaten Terriers. Age at death is presented for the most common causes of death (Figure 2).

Table 1. Causes of death by organ system/category for Soft Coated Wheaten Terriers.

Cause of death	N	%	Most common specific causes in descending order
1 Cancer	29	26.1	Type unspecified (liver, mammary); carcinoma
2 Old age	23	20.7	Old age & age combinations
3 Other	10	9.0	Uncodeable
4 Urologic	9	8.1	Kidney failure; PLN; glomerulonephritis; incontinence
5 Combinations	8	7.2	
6 Neurologic	5	4.5	Seizures; myelopathy; spinal paralysis
7 Behaviour	4	3.6	Aggression; unspecified behavioural problem
8 Cardiac	4	3.6	Heart attack; heart failure
9 Cerebral vascular	4	3.6	Stroke or cerebral vascular accident
10 Gastrointestinal	4	3.6	Gastric dilatation/volvulus (GDV); PLE; unspecified
11 Trauma	3	2.7	Road traffic accident
12 Unknown	3	2.7	
13 Endocrine	1	0.9	Diabetes mellitus
14 Hepatic	1	0.9	Liver failure
15 Musculoskeletal	1	0.9	Arthritis
16 Poisoning	1	0.9	
17 Respiratory	1	0.9	Respiratory disease unspecified
Total	111	100.0	

PLN=protein losing nephropathy

PLE=protein losing enteropathy

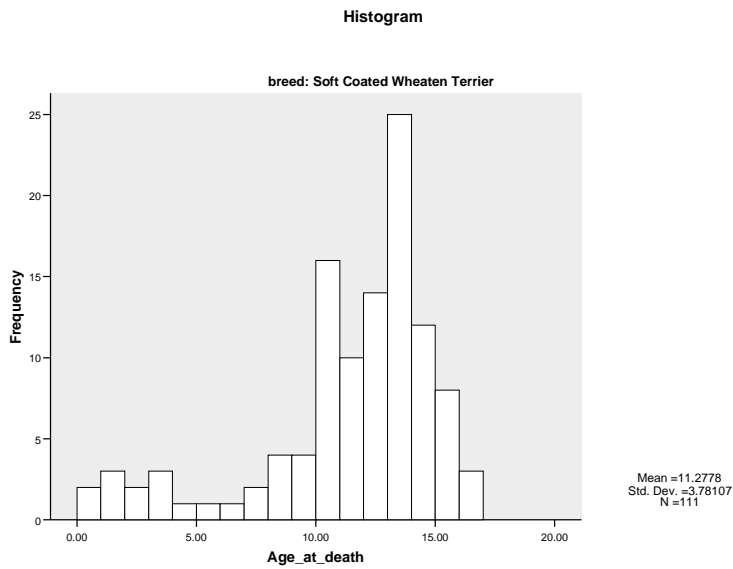


Figure 1. Histogram showing the frequency (as number of dogs) of age at death (in years) for the 111 Soft Coated Wheaten Terrier deaths with age at death reported.

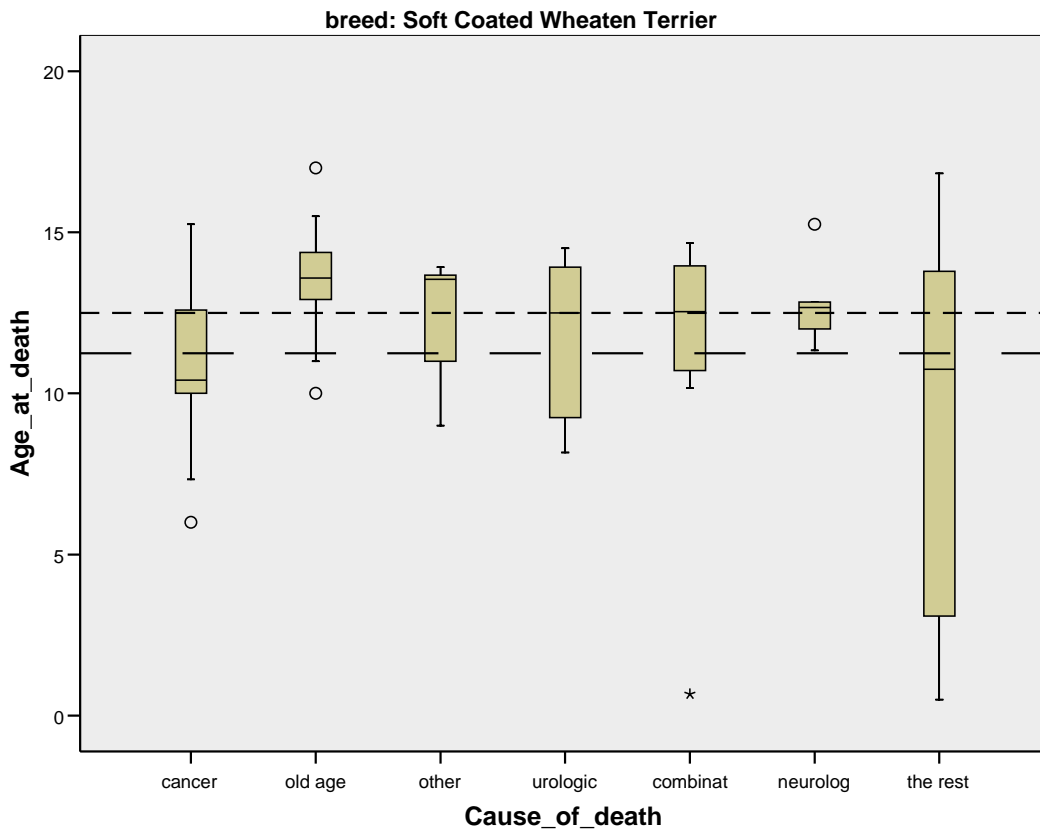


Figure 2. Box and whisker plot of age at death in years for the most common causes of death in Soft Coated Wheaten Terriers (N=111). The dashed line (---) is the overall median age at death for all dogs in the survey and the dotted line (----) is the overall median age of death for Soft Coated Wheaten Terriers. The solid line within each grey box represents the median age at death from the condition.

Morbidity data

The median current age of the 504 live dogs with a reported age was 4 years and 11 months (min=3 months, max=15 years and 9 months, Figure 3). Health information was reported for 505 live dogs of which 330 (65%) were healthy and 175 (35%) had at least one reported health condition, resulting in a total of 262 reported conditions with a median of 1 condition/dog (min=1, max=5).

The median current age of all healthy dogs with a reported age (N=330) was 4 years and 1 month (min=3 months, max=15 years and 9 months). The distribution of gender and neuter status is shown in Table 2.

The median current age of all dogs with one or more disease conditions and a reported age (N=168) was 6 years and 6 months (min=7 months, max=14 years and 4 months). The median age at diagnosis for all disease occurrences with a reported age at diagnosis (N=254) was 3 years and 3 months (min= 2 months, max= 13 years, Figure 4). Table 3 shows the disease conditions for Soft Coated Wheaten Terriers. Age at diagnosis is presented for the most common disease conditions (Figure 5).

Table 2. Distribution of gender and neuter status for 502 Soft Coated Wheaten Terriers with reported gender and neuter status.

Gender	Neuter status		Totals
	Intact	Neutered	
Female	158	135	293 (58%)
Male	116	93	209 (42%)
Totals	274 (55%)	228 (45%)	502 (100%)

There was no association between gender and neuter status (P=0.7264).

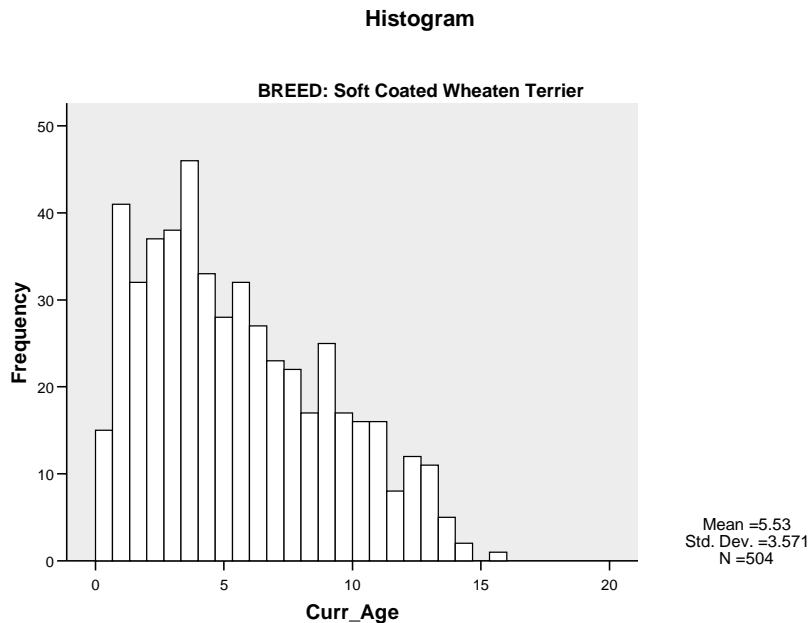


Figure 3. Histogram showing frequency of current age in years for the 504 live Soft Coated Wheaten Terriers with age reported.

Histogram

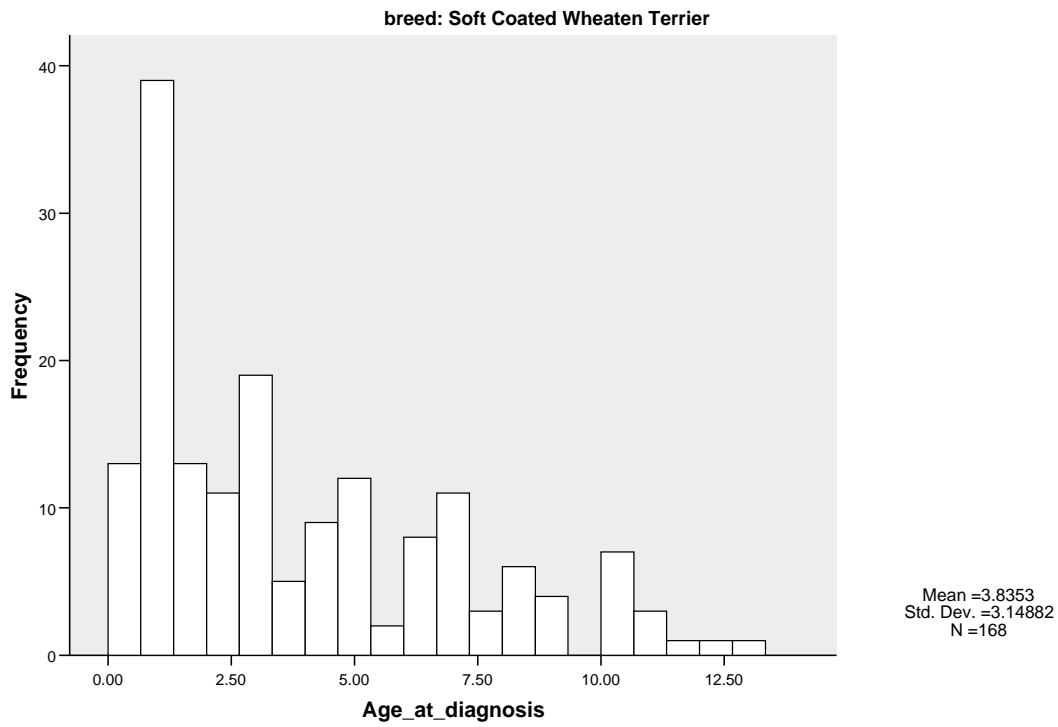


Figure 4. Histogram showing frequency of age at diagnosis for the 168 Soft Coated Wheaten Terriers with one or more disease conditions, using the youngest age at which a disease condition was first reported for those dogs with more than one disease condition or episode.

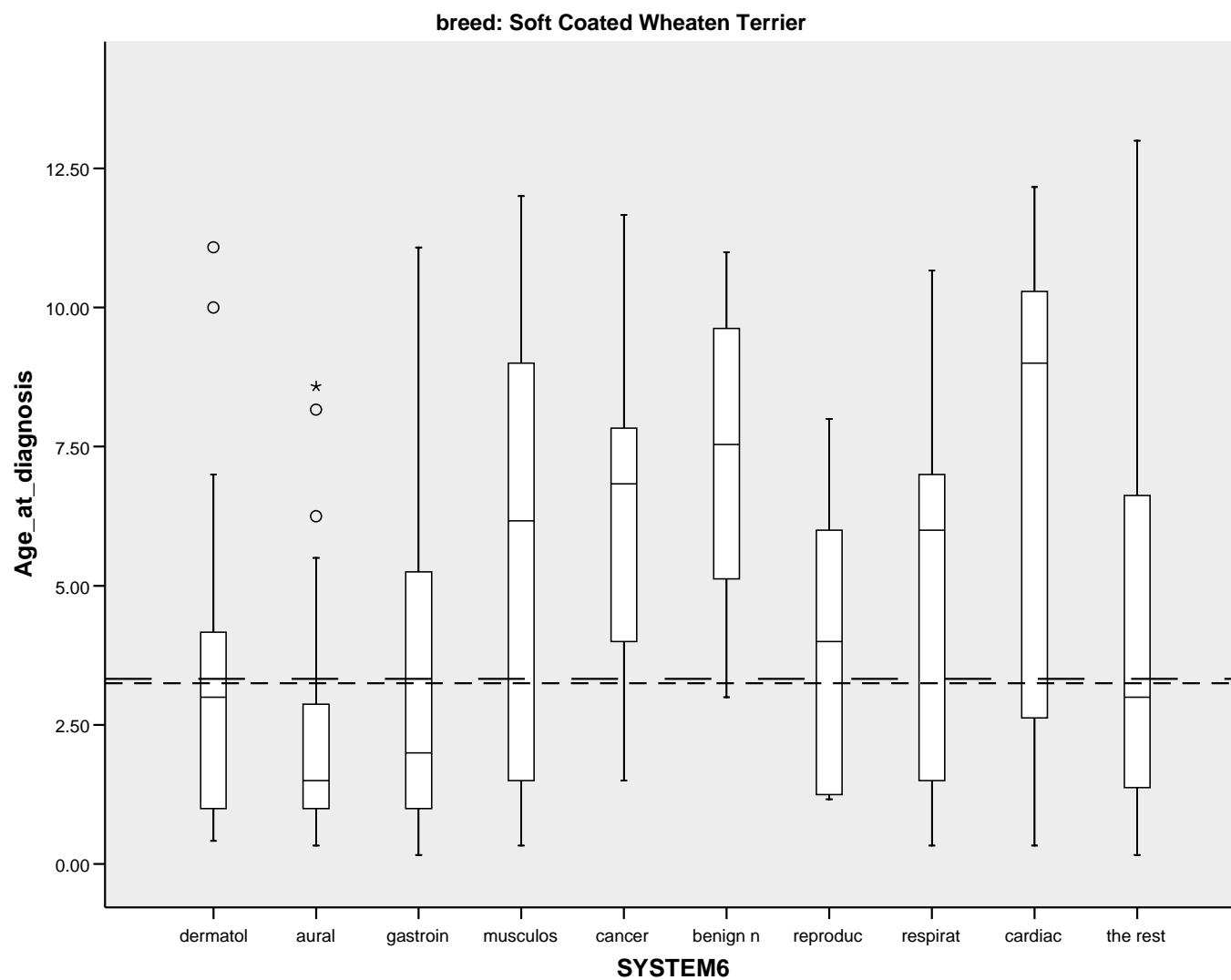


Figure 5. Box and whisker plot of age at diagnosis in years for the most common disease conditions in descending order for Soft Coated Wheaten Terriers (N=168 dogs with 254 conditions with age reported). The dashed line (---) is the overall median age at diagnosis for all dogs in the survey and the dotted line (----) is the overall median age at diagnosis for Soft Coated Wheaten Terriers. The solid line within each grey box represents the median age at diagnosis from the condition.

Table 3. Disease conditions by organ system/category for Soft Coated Wheaten Terriers.

Disease condition	All conditions		Most common specific conditions in descending order
	N	%	
1 Dermatologic	39	14.9	Dermatitis; sebaceous cysts; fading nose pigment; pyotraumatic dermatitis
2 Aural	34	13.0	Otitis externa
3 Gastrointestinal	30	11.5	Colitis; diarrhoea; inflammatory bowel disease (IBD); vomiting & diarrhoea; pancreatitis
4 Musculoskeletal	21	8.0	Arthritis (hindlimbs>shoulders=spine>rest); stiff joints; CHD; patellar luxation
5 Cancer	18	6.9	Unspecified (mammary>rest); carcinoma (mammary; tail); basal cell tumour, lymphoma
6 Immune mediated	17	6.5	Food allergy; flea allergy; atopy; gluten-sensitive enteropathy; allergy unspecified
7 Benign neoplasia	16	6.1	Lipoma; unspecified; adenoma; cysts
8 Reproductive	15	5.7	False pregnancy; dystochia (physical blockage);agalactia; inability to breed; mastitis; pyometra
9 Respiratory	14	5.3	Kennel cough; asthma; coughing; upper respiratory tract infection
10 Urologic	13	5.0	Incontinence (unspec.>after spay); cystitis; uroliths (unspecified); PLN; urethral obstruction
11 Cardiac	11	4.2	Heart murmur (unspecified>grade 2=without clinical signs); heart valve condition
12 Ocular	7	2.7	Cataracts; conjunctivitis; entropion; trichiasis; corneal ulcer
13 Unknown	7	2.7	Undiagnosed illness
14 Other	5	1.9	Uncodeable
15 Neurologic	4	1.5	IVDD; seizures
16 Behaviour	3	1.1	Unspecified; aggression
17 Trauma	3	1.1	Hindlimb; forelimb
18 Anal gland	2	0.8	Anal sacculitis
19 Endocrine	2	0.8	Hypothyroidism
20 Haematopoietic	1	0.4	Anaemia unspecified
Total	262	100.0	

PLN=protein losing nephropathy