

Report from the Kennel Club/  
British Small Animal Veterinary Association  
Scientific Committee

Summary results of the  
Purebred Dog Health Survey  
for German Longhaired Pointers

Warning: The results of this survey and particularly the breed-specific analyses should be interpreted with caution. The overall response rate was only 24% with breed-specific response rates from 4.5% to 64.7%.

## German Longhaired Pointers

A total of 42 forms were sent out and 12 were returned, representing 21 live dogs. This breed had a 28.6% response rate (12/42) and it represented 0.09% of all returns (12/13,741).

### Mortality data

A total of 2 deaths were reported and this represents 0.01% of all deaths reported in the survey (2/15,881). The median age at death for German Longhaired Pointers was 10 years and 6 months (min = 8 years, max = 13 years) and this was lower than the overall median of 11 years and 3 months (Figure 1). Table 1 shows the causes of death for German Longhaired Pointers. Age at death is presented for the most common causes of death (Figure 2).

Table 1. Causes of death by organ system/category for German Longhaired Pointers.

Cause of death	N	%	Most common specific causes in descending order
1 Gastrointestinal	1	50.0	Gastric dilatation/volvulus (GDV)
2 Respiratory	1	50.0	Pneumonia
Total	2	100.0	

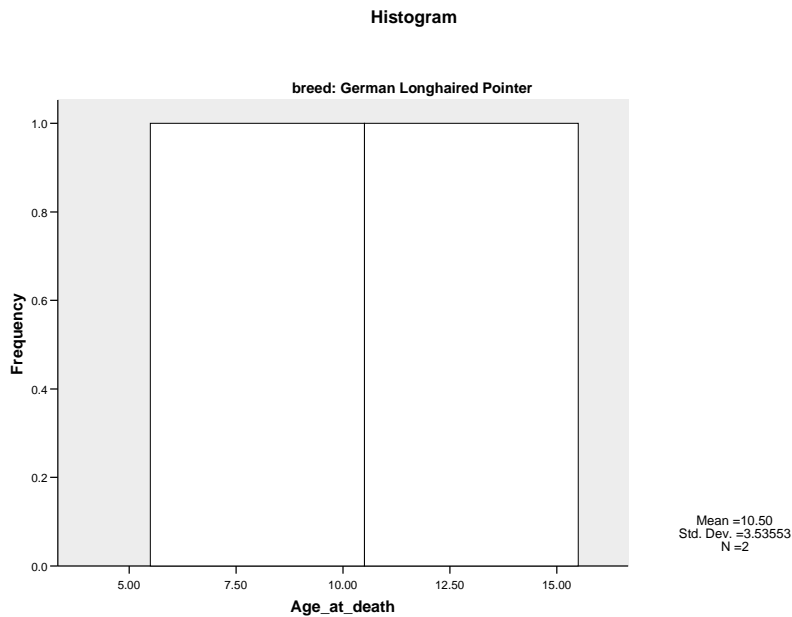


Figure 1. Histogram showing the frequency (as number of dogs) of age at death (in years) for the 2 German Longhaired Pointer deaths with age at death reported.

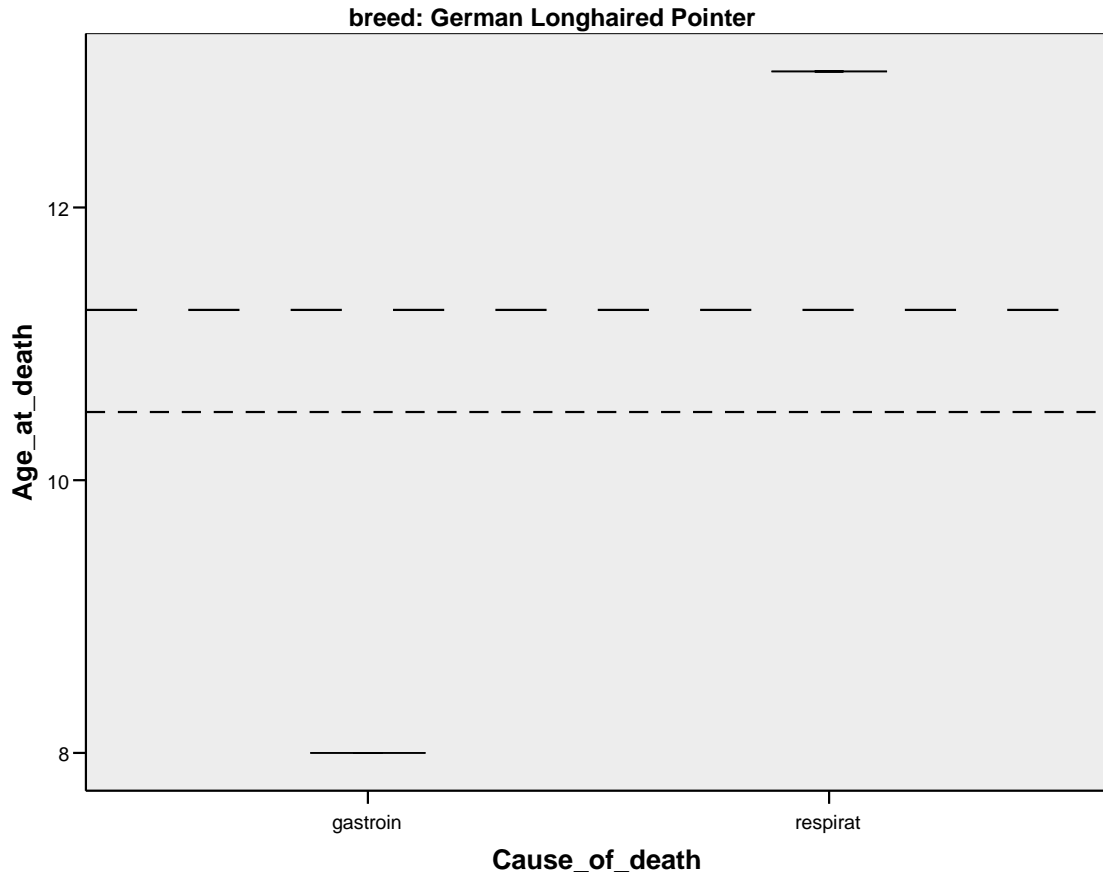


Figure 2. Box and whisker plot of age at death in years for the most common causes of death in German Longhaired Pointers (N=2). The dashed line (---) is the overall median age at death for all dogs in the survey and the dotted line (----) is the overall median age of death for German Longhaired Pointers. The solid line within each grey box represents the median age at death from the condition.

### Morbidity data

The median current age of the 21 live dogs with a reported age was 4 years and 10 months (min=4 months, max=9 years and 11 months, Figure 3). Health information was reported for 21 live dogs of which 17 (81%) were healthy and 4 (19%) had at least one reported health condition, resulting in a total of 4 reported conditions with a median of 1 condition/dog (min=1, max=1).

The median current age of all healthy dogs with a reported age (N=17) was 4 years and 10 months (min=4 months, max=9 years and 11 months). The distribution of gender and neuter status is shown in Table 2.

The median current age of all dogs with one or more disease conditions and a reported age (N=4) was 4 years and 5 months (min=1 year, max=9 years and 11 months). The median age at diagnosis for all disease occurrences with a reported age at diagnosis (N=4) was 2 years and 11 months (min= 10 months, max= 6 years and 6 months, Figure 4). Table 3 shows the disease conditions for German Longhaired Pointers. Age at diagnosis is presented for the most common disease conditions (Figure 5).

Table 2. Distribution of gender and neuter status for 21 German Longhaired Pointers with reported gender and neuter status.

Gender	Neuter status		Totals
	Intact	Neutered	
Female	11	1	12 (57%)
Male	9	0	9 (43%)
Totals	20 (95%)	1 (5%)	21 (100%)

There was no association between gender and neuter status (P=0.3749).

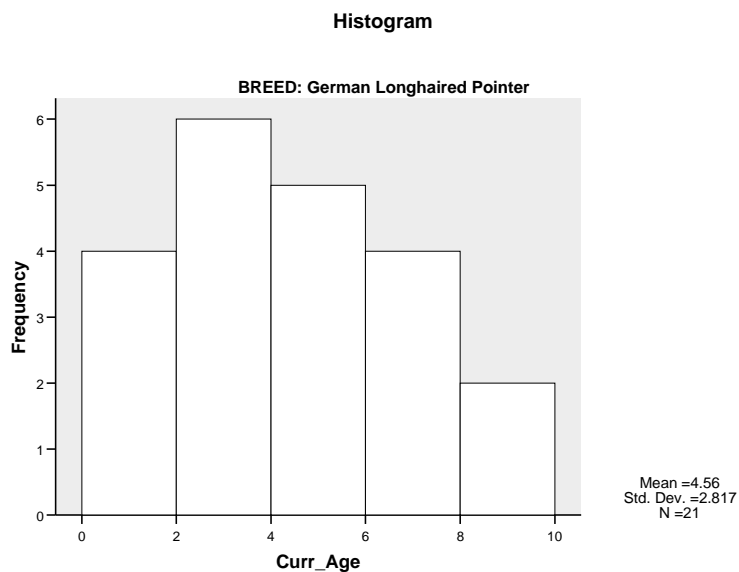


Figure 3. Histogram showing frequency of current age in years for the 21 live German Longhaired Pointers with age reported.

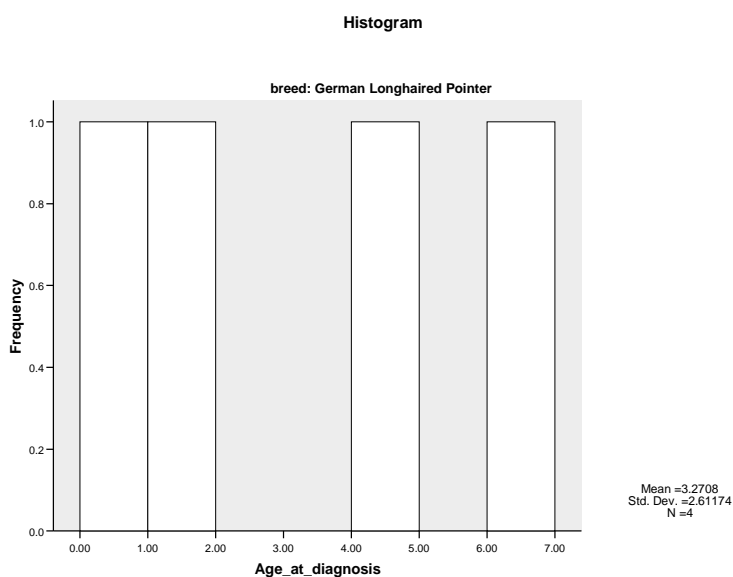


Figure 4. Histogram showing frequency of age at diagnosis for the 4 German Longhaired Pointers with one or more disease conditions, using the youngest age at which a disease condition was first reported for those dogs with more than one disease condition or episode.

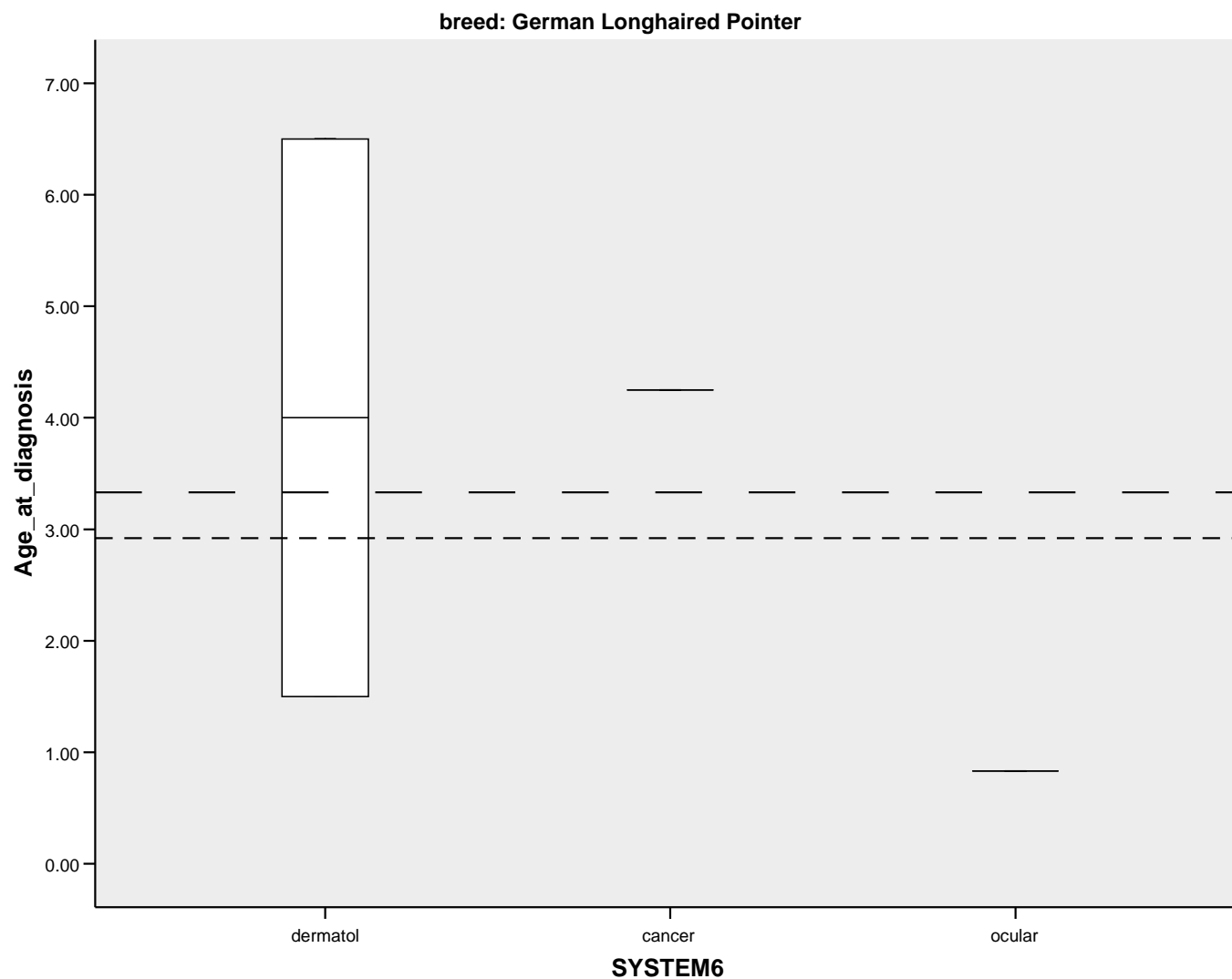


Figure 5. Box and whisker plot of age at diagnosis in years for the most common disease conditions in descending order for German Longhaired Pointers (N=4 dogs with 4 conditions with age reported). The dashed line (---) is the overall median age at diagnosis for all dogs in the survey and the dotted line (----) is the overall median age at diagnosis for German Longhaired Pointers. The solid line within each grey box represents the median age at diagnosis from the condition.

Table 3. Disease conditions by organ system/category for German Longhaired Pointers.

Disease condition	All conditions		Most common specific conditions in descending order
	N	%	
1 Dermatologic	2	50.0	Pyotraumatic dermatitis (hot spot)
2 Cancer	1	25.0	Sarcoma (shoulder)
3 Ocular	1	25.0	Ectopic cilia
Total	4	100.0	