

Report from the Kennel Club/
British Small Animal Veterinary Association
Scientific Committee

Summary results of the
Purebred Dog Health Survey
for Bull Terriers

Warning: The results of this survey and particularly the breed-specific analyses should be interpreted with caution. The overall response rate was only 24% with breed-specific response rates from 4.5% to 64.7%.

Bull Terriers

A total of 864 forms were sent out and 156 were returned, representing 293 live dogs. This breed had an 18.1 % response rate (156/864) and it represented 1.14% of all returns (156/13,741).

Mortality data

A total of 209 deaths were reported and this represents 1.32 % of all deaths reported in the survey (209/15,881). The median age at death for Bull Terriers was 10 years (min = 6 months, max = 18 years and 6 months) and this was lower than the overall median of 11 years and 3 months (Figure 1). Table 1 shows the causes of death for Bull Terriers. Age at death is presented for the most common causes of death (Figure 2).

Table 1. Causes of death by organ system/category for Bull Terriers.

Cause of death	N	%	Most common specific causes in descending order
1 Cancer	48	23.0	Unspecified; mammary (type unspecified); lymphoma
2 Urologic	31	14.8	Kidney failure (chronic>acute); juvenile nephropathy
3 Cardiac	30	14.4	Heart failure; heart defect unspecified; heart attack
4 Old age	27	12.9	Old age
5 Other	11	5.3	Uncodeable
6 Combinations	7	3.3	
7 Behaviour	6	2.9	Aggression; unspecified
8 Unknown	6	2.9	Undiagnosed illness
9 Perioperative	5	2.4	
10 Gastrointestinal	4	1.9	Campylobacter; pancreatitis; perforated stomach ulcer
11 Neurologic	4	1.9	Seizures; deafness
12 Trauma	4	1.9	Road traffic accident; unspecified
13 Cerebral vascular	3	1.4	Stroke or cerebral vascular accident
14 Dermatologic	3	1.4	Unspecified; chronic skin infections
15 Endocrine	3	1.4	Addisons disease; Cushings disease; diabetes mellitus
16 Hepatic	3	1.4	Liver failure (chronic>acute)
17 Musculoskeletal	3	1.4	Arthritis; fractured hip
18 Sudden death	3	1.4	
19 Immune mediated	2	1.0	Unspecified
20 Poisoning	2	1.0	
21 Respiratory	2	1.0	Choked; pneumonia
22 Collapse	1	0.5	
23 Died	1	0.5	
Total	209	100.0	

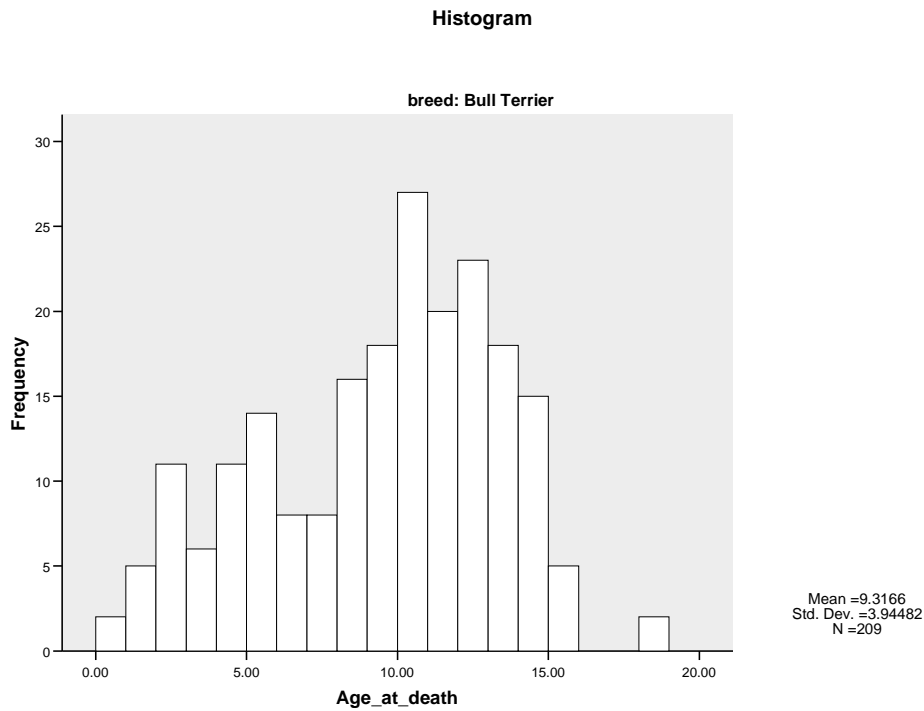


Figure 1. Histogram showing the frequency (as number of dogs) of age at death (in years) for the 209 Bull Terrier deaths with age at death reported.

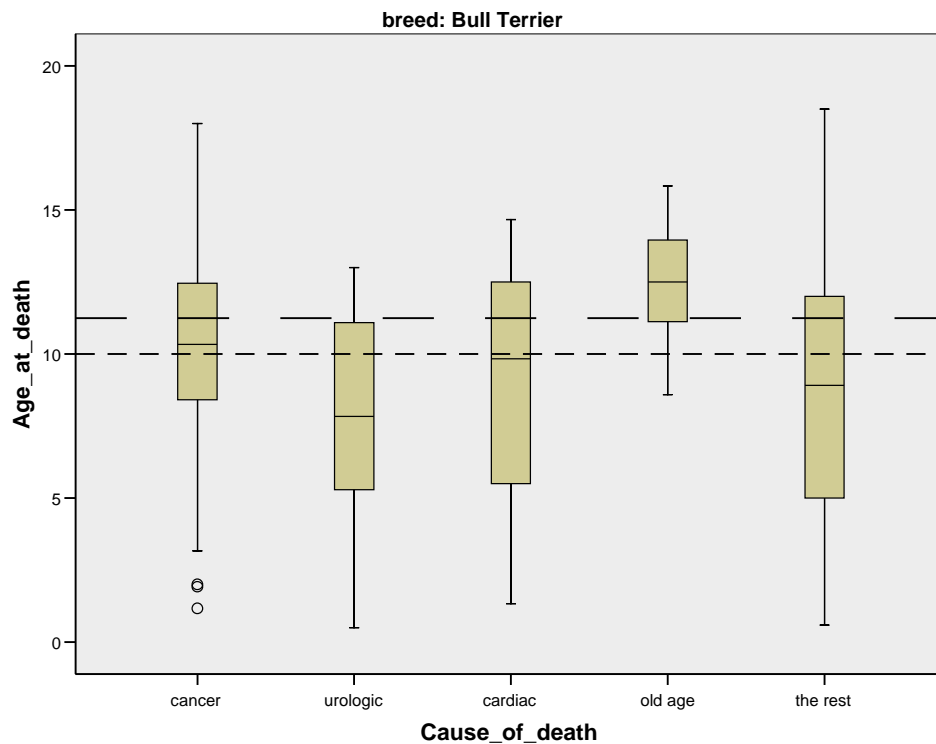


Figure 2. Box and whisker plot of age at death in years for the most common causes of death in Bull Terriers (N=209). The dashed line (---) is the overall median age at death for all dogs in the survey and the dotted line (----) is the overall median age of death for Bull Terriers. The solid line within each grey box represents the median age at death from the condition.

Morbidity data

The median current age of the 292 live dogs with a reported age was 3 years and 11 months (min=2 months, max=16 years and 3 months, Figure 3). Health information was reported for 293 live dogs of which 167 (57%) were healthy and 126 (43%) had at least one reported health condition, resulting in a total of 229 reported conditions with a median of 1 condition/dog (min=1, max=8).

The median current age of all healthy dogs with a reported age (N=167) was 2 years and 11 months (min=2 months, max=16 years and 3 months). The distribution of gender and neuter status is shown in Table 2.

The median current age of all dogs with one or more disease conditions and a reported age (N=125) was 6 years and 5 months (min=4 months, max=13 years and 5 months). The median age at diagnosis for all disease occurrences with a reported age at diagnosis (N=224) was 3 years (min= 2 months, max= 12 years and 2 months, Figure 4). Table 3 shows the disease conditions for Bull Terriers. Age at diagnosis is presented for the most common disease conditions (Figure 5).

Table 2. Distribution of gender and neuter status for 285 Bull Terriers with reported gender and neuter status.

Gender	Neuter status		Totals
	Intact	Neutered	
Female	129	63	192 (67%)
Male	68	25	93 (33%)
Totals	197 (69%)	88 (31%)	285 (100%)

There was no association between gender and neuter status (P=0.3096).

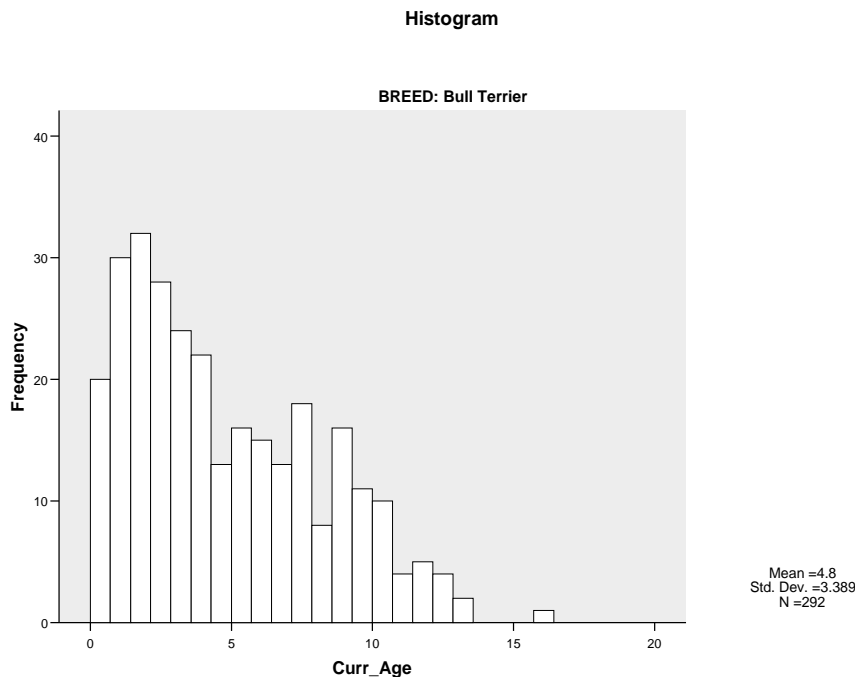


Figure 3. Histogram showing frequency of current age in years for the 292 live Bull Terriers with age reported.

Histogram

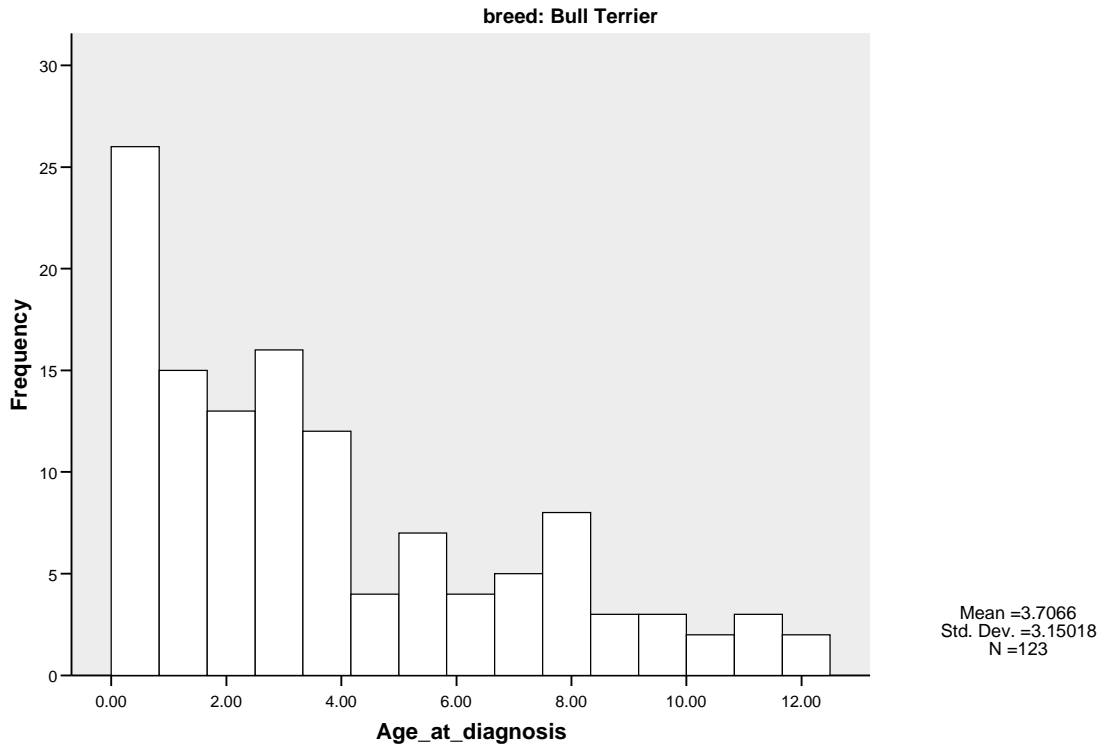


Figure 4. Histogram showing frequency of age at diagnosis for the 123 Bull Terriers with one or more disease conditions, using the youngest age at which a disease condition was first reported for those dogs with more than one disease condition or episode.

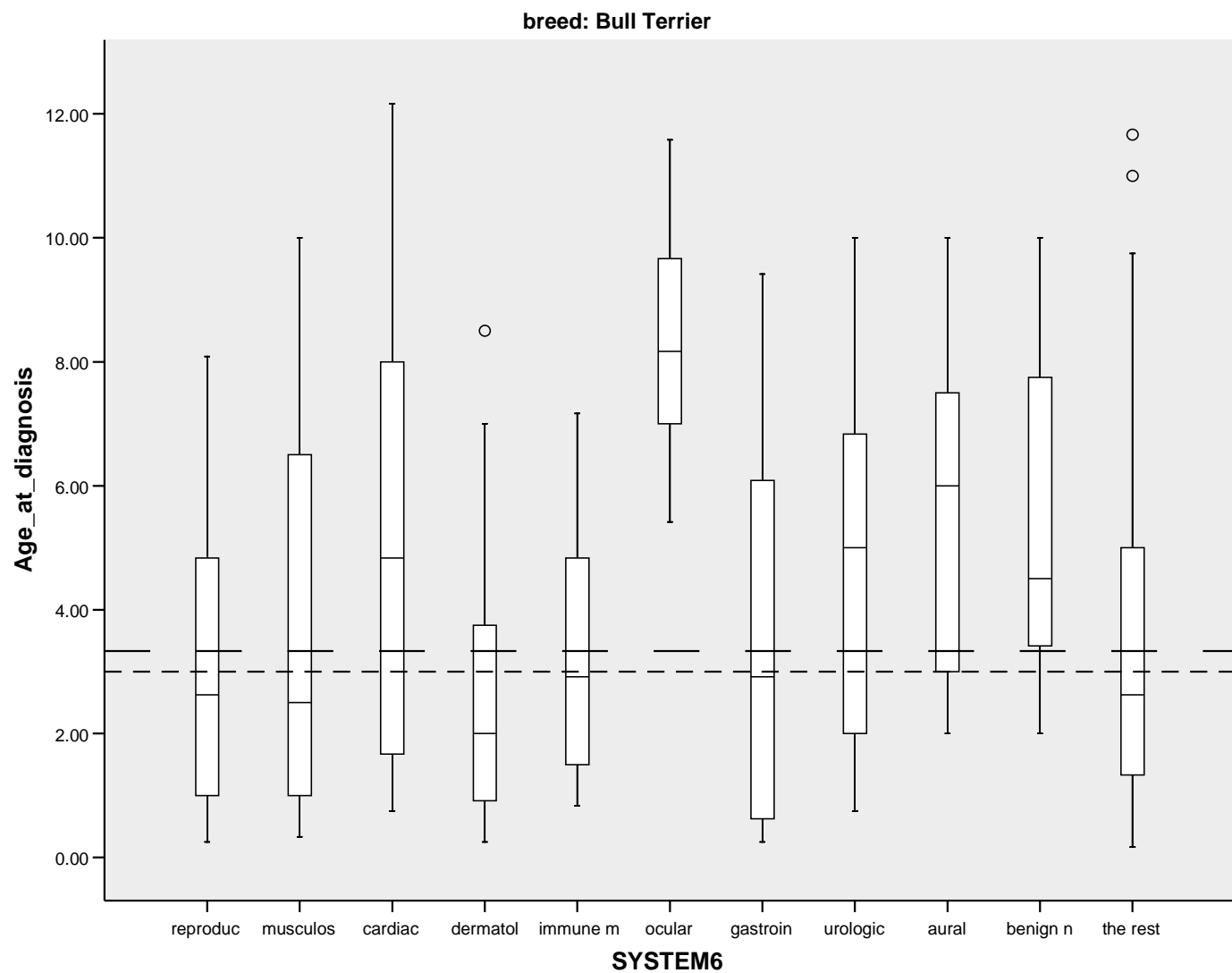


Figure 5. Box and whisker plot of age at diagnosis in years for the most common disease conditions in descending order for Bull Terriers (N=125 dogs with 224 conditions with age reported). The dashed line (---) is the overall median age at diagnosis for all dogs in the survey and the dotted line (----) is the overall median age at diagnosis for Bull Terriers. The solid line within each grey box represents the median age at diagnosis from the condition.

Table 3. Disease conditions by organ system/category for Bull Terriers.

Disease condition	All conditions		Most common specific conditions in descending order
	N	%	
1 Reproductive	35	15.3	Dystochia (uterine inertia > physical blockage); false pregnancy; pyometra
2 Musculoskeletal	33	14.4	Arthritis; patellar luxation; prognathism; CLR; stiff joints
3 Cardiac	25	10.9	Heart murmur (unspecified > grade 2 = grade 1 > other); aortic stenosis; cardiomegaly; MVD
4 Dermatologic	23	10.0	Dermatitis; recurrent pyoderma; mites (demodex);
5 Immune mediated	19	8.3	Atopy; unspecified; dust mites; immune-mediated skin disease (unspecified)
6 Ocular	15	6.6	KCS; cataracts; glaucoma; blindness; conjunctivitis; red eye
7 Gastrointestinal	12	5.2	Colitis; IBD; regurgitation; GDV; diarrhoea; foreign body obstruction; pancreatitis; vomiting
8 Urologic	10	4.4	Cystitis; incontinence (unspecified > after spay); bladder stones (struvite)
9 Aural	9	3.9	Otitis externa; aural haematoma; ear mites
10 Neurologic	9	3.9	Deafness; seizures
11 Benign neoplasia	8	3.5	Lipoma; histiocytoma; unspecified
12 Respiratory	7	3.1	Noisy breathing; bronchitis; kennel cough; rhinitis
13 Endocrine	5	2.2	Hypothyroidism; Addison's disease
14 Unknown	5	2.2	Undiagnosed illness
15 Trauma	4	1.7	Hindlimb; dermatologic; spinal
16 Behaviour	3	1.3	Unspecified
17 Cancer	2	0.9	Unspecified
18 Hepatic	2	0.9	Hepatitis; ascites
19 Anal gland	1	0.4	Anal sacculitis
20 Dental	1	0.4	Dental disease
21 Other	1	0.4	Uncodeable
Total	229	100.0	