

Report from the Kennel Club/
British Small Animal Veterinary Association
Scientific Committee

Summary results of the
Purebred Dog Health Survey
for Manchester Terriers

Warning: The results of this survey and particularly the breed-specific analyses should be interpreted with caution. The overall response rate was only 24% with breed-specific response rates from 4.5% to 64.7%.

Manchester Terriers

A total of 178 forms were sent out and 59 were returned, representing 117 live dogs. This breed had a 33.1% response rate (59/178) and it represented 0.43% of all returns (59/13,741).

Mortality data

A total of 32 deaths were reported and this represents 0.20% of all deaths reported in the survey (32/15,881). The median age at death for Manchester Terriers was 12 years and 10 months (min = 11 months, max = 17 years and 6 months) and this was higher than the overall median of 11 years and 3 months (Figure 1). Table 1 shows the causes of death for Manchester Terriers. Age at death is presented for the most common causes of death (Figure 2).

Table 1. Causes of death by organ system/category for Manchester Terriers.

Cause of death	N	%	Most common specific causes in descending order
1 Old age	10	31.3	Old age & old age combinations
2 Cancer	7	21.9	Tupe unspecified (liver, unspecified); lymphoma
3 Cerebral vascular	3	9.4	Stroke or cerebral vascular accident
4 Gastrointestinal	3	9.4	Gastric dilatation/volvulus (GDV); pancreatitis; unspecified
5 Urologic	3	9.4	Chronic kidney failure
6 Trauma	2	6.3	Road traffic accident
7 Cardiac	1	3.1	Heart defect (unspecified)
8 Neurologic	1	3.1	Seizures
9 Other	1	3.1	Uncodeable
10 Unknown	1	3.1	
Total	32	100.0	

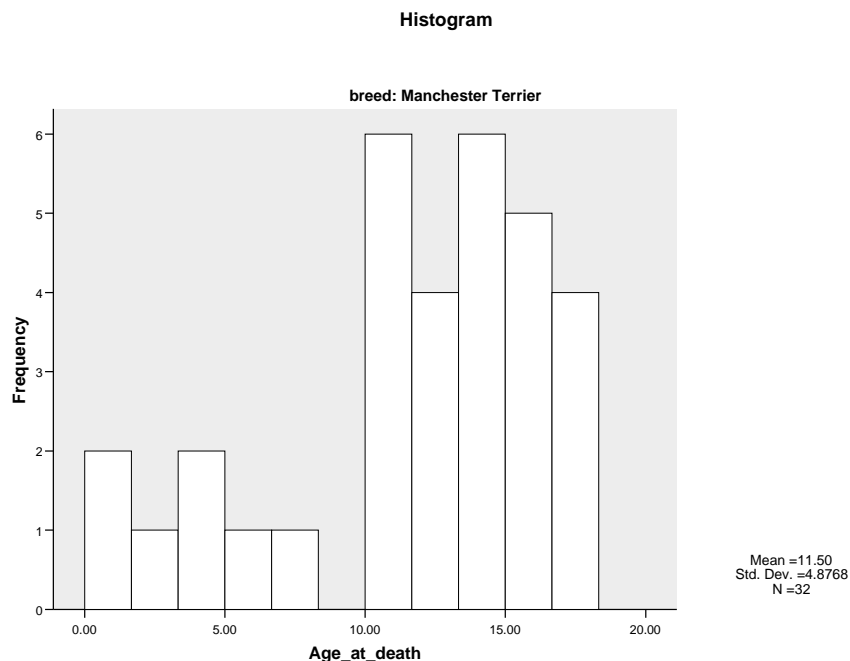


Figure 1. Histogram showing the frequency (as number of dogs) of age at death (in years) for the 32 Manchester Terrier deaths with age at death reported.

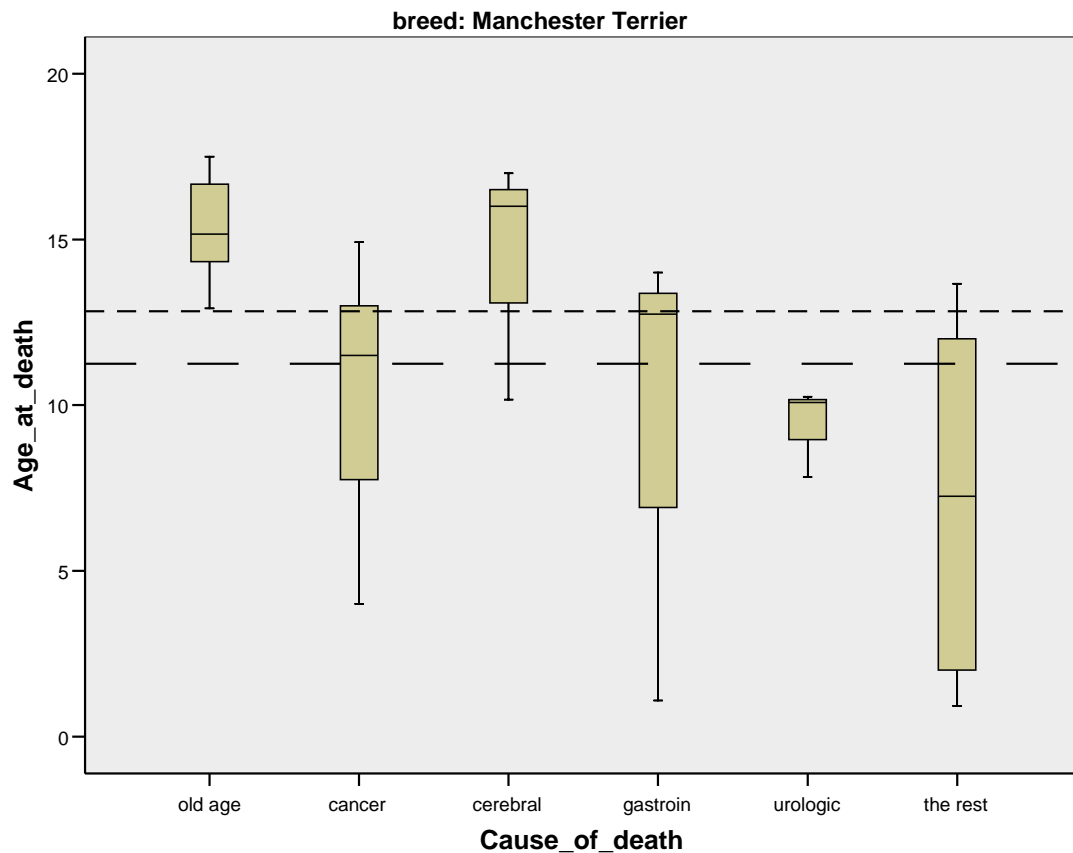


Figure 2. Box and whisker plot of age at death in years for the most common causes of death in Manchester Terriers (N=32). The dashed line (---) is the overall median age at death for all dogs in the survey and the dotted line (----) is the overall median age of death for Manchester Terriers. The solid line within each grey box represents the median age at death from the condition.

Morbidity data

The median current age of the 117 live dogs with a reported age was 4 years and 7 months (min=3 months, max=16 years and 6 months, Figure 3). Health information was reported for 117 live dogs of which 78 (67%) were healthy and 39 (33%) had at least one reported health condition, resulting in a total of 69 reported conditions with a median of 2 conditions/dog (min=1, max=5).

The median current age of all healthy dogs with a reported age (N=78) was 3 years and 8 months (min=3 months, max=14 years and 6 months). The distribution of gender and neuter status is shown in Table 2.

The median current age of all dogs with one or more disease conditions and a reported age (N=35) was 6 years and 5 months (min=1 year and 5 months, max=16 years and 6 months). The median age at diagnosis for all disease occurrences with a reported age at diagnosis (N=62) was 3 years and 6 months (min= 6 months, max= 15 years and 11 months, Figure 4). Table 3 shows the disease conditions for Manchester Terriers. Age at diagnosis is presented for the most common disease conditions (Figure 5).

Table 2. Distribution of gender and neuter status for 117 Manchester Terriers with reported gender and neuter status.

Gender	Neuter status		Totals
	Intact	Neutered	
Female	47	23	70 (60%)
Male	37	10	47 (40%)
Totals	84 (72%)	33 (28%)	117 (100%)

There was no association between gender and neuter status (P=0.1724).

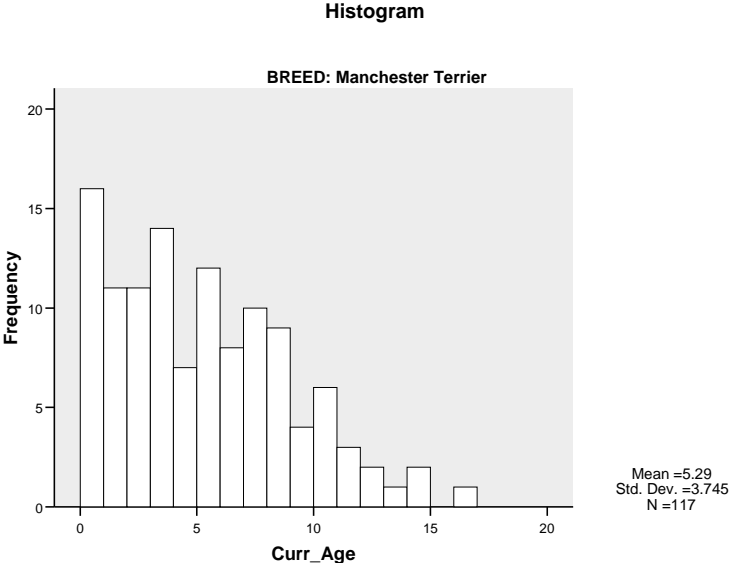


Figure 3. Histogram showing frequency of current age in years for the 117 live Manchester Terriers with age reported.

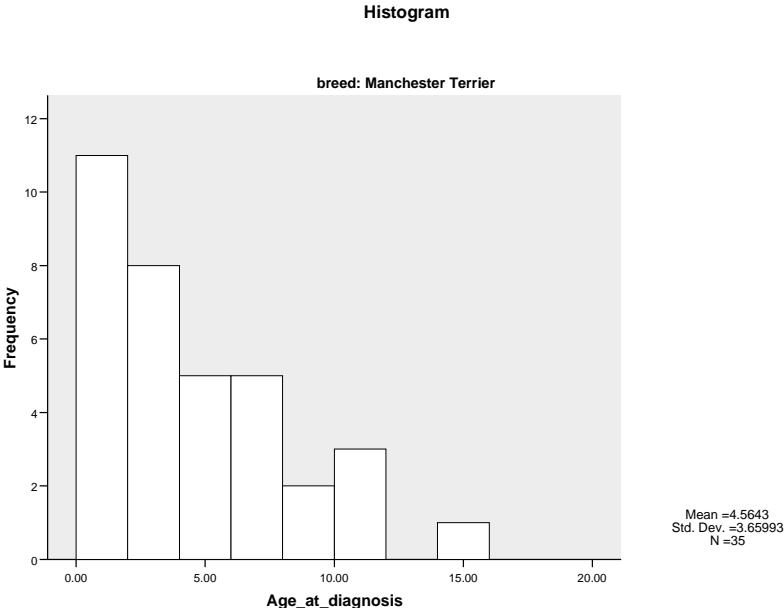


Figure 4. Histogram showing frequency of age at diagnosis for the 35 Manchester Terriers with one or more disease conditions, using the youngest age at which a disease condition was first reported for those dogs with more than one disease condition or episode.

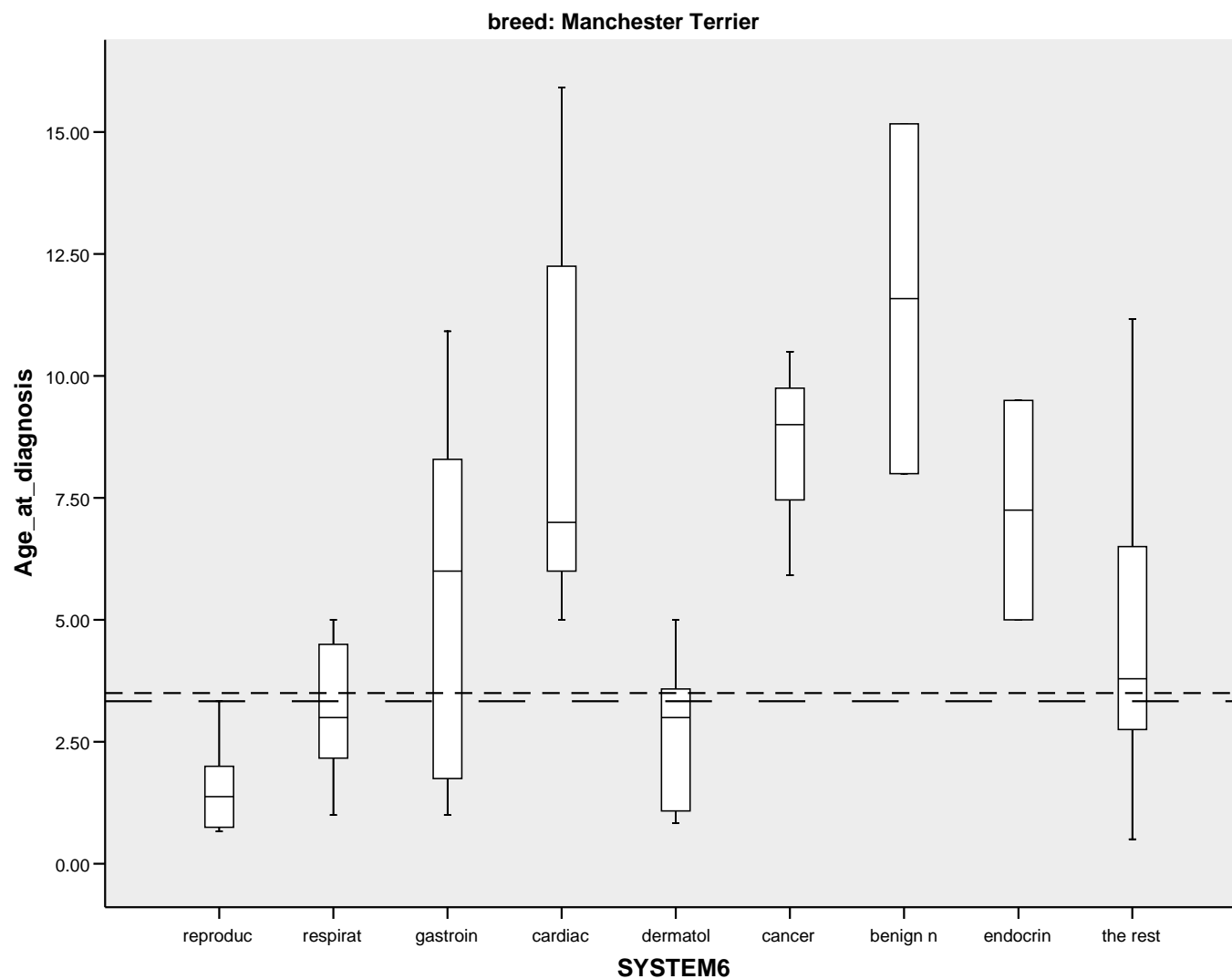


Figure 5. Box and whisker plot of age at diagnosis in years for the most common disease conditions in descending order for Manchester Terriers (N=35 dogs with 62 conditions with age reported). The dashed line (---) is the overall median age at diagnosis for all dogs in the survey and the dotted line (----) is the overall median age at diagnosis for Manchester Terriers. The solid line within each grey box represents the median age at diagnosis from the condition.

Table 3. Disease conditions by organ system/category for Manchester Terriers.

Disease condition	All conditions		Most common specific conditions in descending order
	N	%	
1 Reproductive	17	24.6	False pregnancy; irregular heat cycles; eclampsia; uterine inertia; pyometra; prostatic cyst
2 Respiratory	9	13.0	Kennel cough
3 Gastrointestinal	8	11.6	Vomiting & diarrhoea; GDV; campylobacter; colitis; gastroenteritis (acute); diarrhoea
4 Cardiac	5	7.2	Heart murmur (grade 1=without clinical signs>unspecified)
5 Dermatologic	5	7.2	Ringworm; follicular dysplasia; mites (demodex); other (unspecified)
6 Anal gland	4	5.8	Anal sacculitis
7 Immune mediated	4	5.8	Gluten-sensitive enteropathy; atopy
8 Cancer	3	4.3	Unspecified (oral); mast cell tumour (MCT) (flank)
9 Benign neoplasia	2	2.9	Lipoma
10 Endocrine	2	2.9	Addisons disease; hypothyroidism
11 Musculoskeletal	2	2.9	Lameness (hind limb); patellar luxation
12 Trauma	2	2.9	Skin; spinal cord
13 Urologic	2	2.9	Cystitis; incontinence after spay
14 Cerebrovascular	1	1.4	Stroke or cerebral vascular accident
15 Dental	1	1.4	Dental disease
16 Haematopoietic	1	1.4	Von Willebrands disease (VWD)
17 Ocular	1	1.4	Conjunctivitis
Total	69	100.0	