

Report from the Kennel Club/
British Small Animal Veterinary Association
Scientific Committee

Summary results of the
Purebred Dog Health Survey
for Glen of Imaal Terriers

Warning: The results of this survey and particularly the breed-specific analyses should be interpreted with caution. The overall response rate was only 24% with breed-specific response rates from 4.5% to 64.7%.

Glen of Imaal Terriers

A total of 93 forms were sent out and 35 were returned, representing 55 live dogs. This breed had a 37.6% response rate (35/93) and it represented 0.25% of all returns (35/13,741).

Mortality data

A total of 6 deaths were reported and this represents 0.04% of all deaths reported in the survey (6/15,881). The median age at death for Glen of Imaal Terriers was 10 years and 5 months (min = 7 years and 9 months, max = 14 years and 6 months) and this was lower than the overall median of 11 years and 3 months (Figure 1). Table 1 shows the causes of death for Glen of Imaal Terriers. Age at death is presented for the most common causes of death (Figure 2).

Table 1. Causes of death by organ system/category for Glen of Imaal Terriers.

Cause of death	N	%	Most common specific causes in descending order
1 Cancer	2	33.3	Lymphoma; type unspecified (liver)
2 Combinations	2	33.3	Cushings disease & liver cancer; liver & kidney failure
3 Cardiac	1	16.7	Heart failure
4 Old age	1	16.7	Old age
Total	6	100.0	

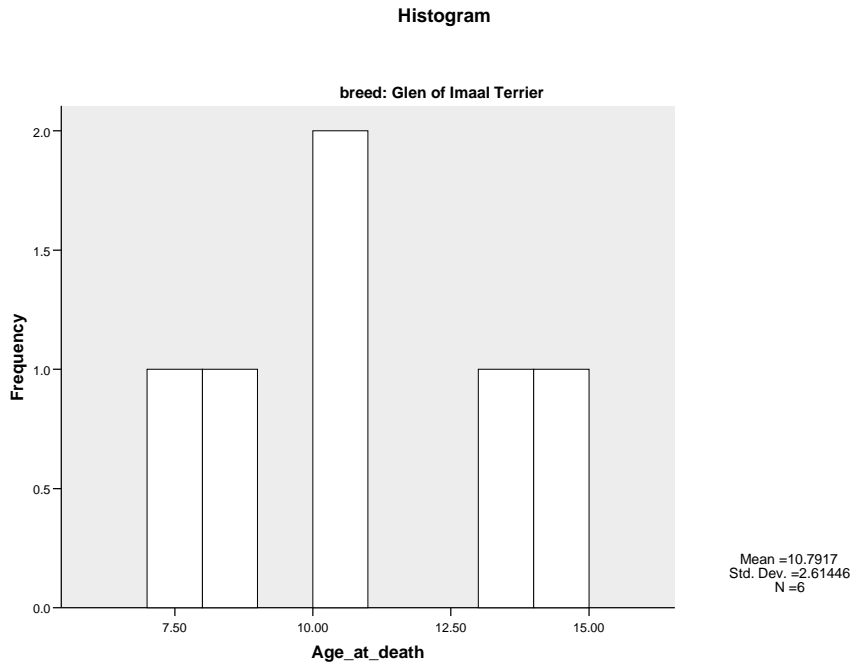


Figure 1. Histogram showing the frequency (as number of dogs) of age at death (in years) for the 6 Glen of Imaal Terrier deaths with age at death reported.

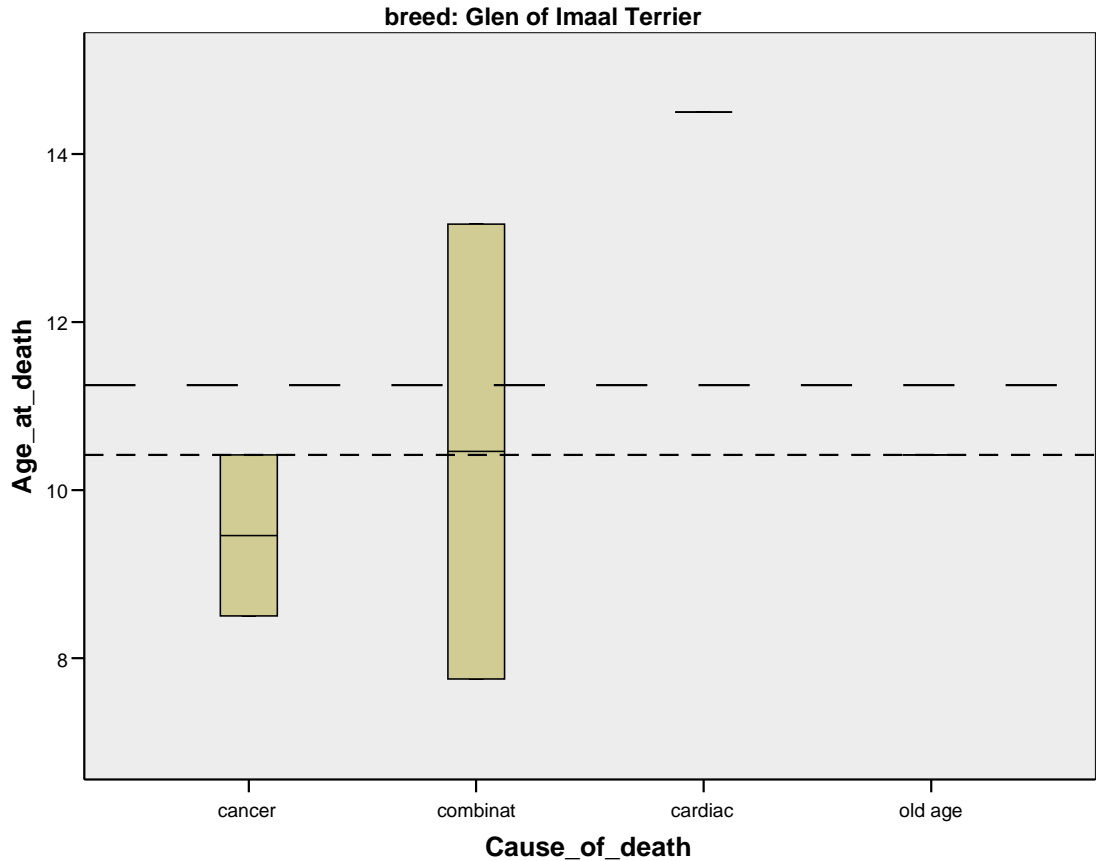


Figure 2. Box and whisker plot of age at death in years for the most common causes of death in Glen of Imaal Terriers (N=6). The dashed line (---) is the overall median age at death for all dogs in the survey and the dotted line (----) is the overall median age of death for Glen of Imaal Terriers. The solid line within each grey box represents the median age at death from the condition.

Morbidity data

The median current age of the 55 live dogs with a reported age was 4 years and 10 months (min=11 months, max=14 years and 4 months, Figure 3). Health information was reported for 55 live dogs of which 33 (60%) were healthy and 22 (40%) had at least one reported health condition, resulting in a total of 32 reported conditions with a median of 1 condition/dog (min=1, max=3).

The median current age of all healthy dogs with a reported age (N=33) was 4 years and 8 months (min=11 months, max=14 years and 4 months). The distribution of gender and neuter status is shown in Table 2.

The median current age of all dogs with one or more disease conditions and a reported age (N=22) was 4 years and 12 months (min=1 year and 2 months, max=13 years and 1 month). The median age at diagnosis for all disease occurrences with a reported age at diagnosis (N=32) was 2 years and 2 months (min= 3 months, max= 12 years, Figure 4). Table 3 shows the disease conditions for Glen of Imaal Terriers. Age at diagnosis is presented for the most common disease conditions (Figure 5).

Table 2. Distribution of gender and neuter status for 54 Glen of Imaal Terriers with reported gender and neuter status.

Gender	Neuter status		Totals
	Intact	Neutered	
Female	15	11	26 (48%)
Male	18	10	28 (52%)
Totals	33 (61%)	21 (39%)	54 (100%)

There was no association between gender and neuter status (P=0.6195).

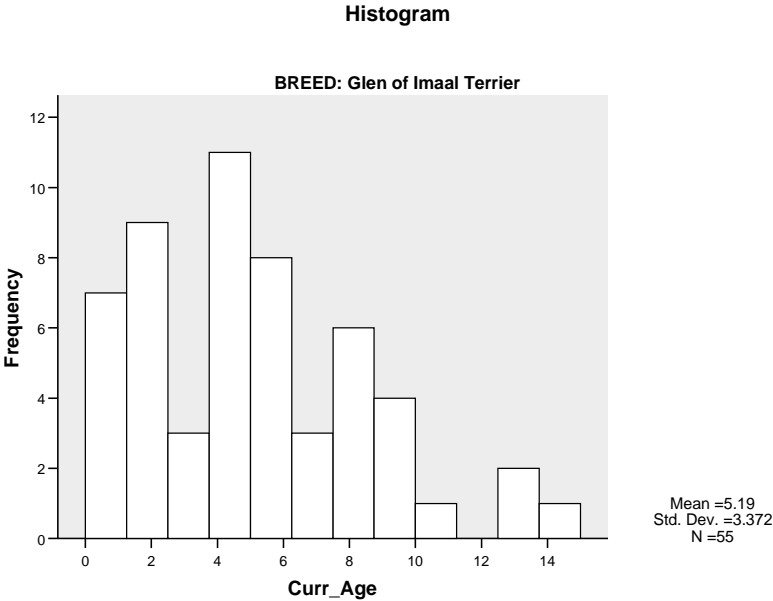


Figure 3. Histogram showing frequency of current age in years for the 55 live Glen of Imaal Terriers with age reported.

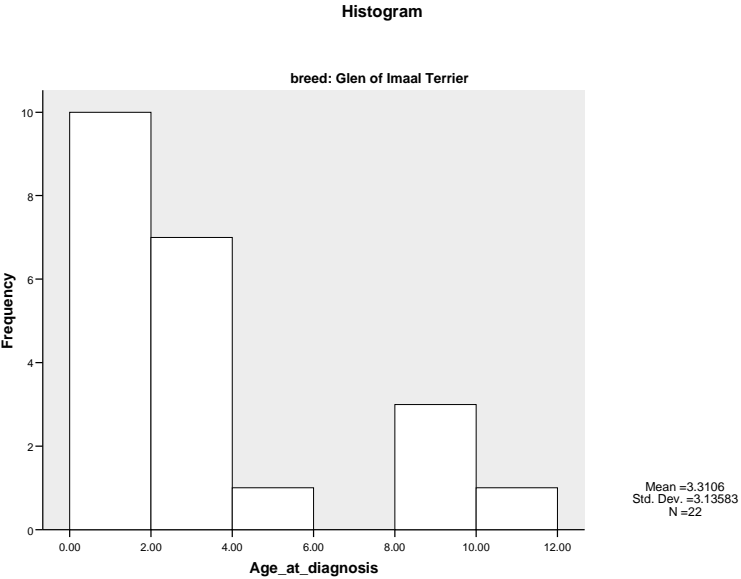


Figure 4. Histogram showing frequency of age at diagnosis for the 22 Glen of Imaal Terriers with one or more disease conditions, using the youngest age at which a disease condition was first reported for those dogs with more than one disease condition or episode.

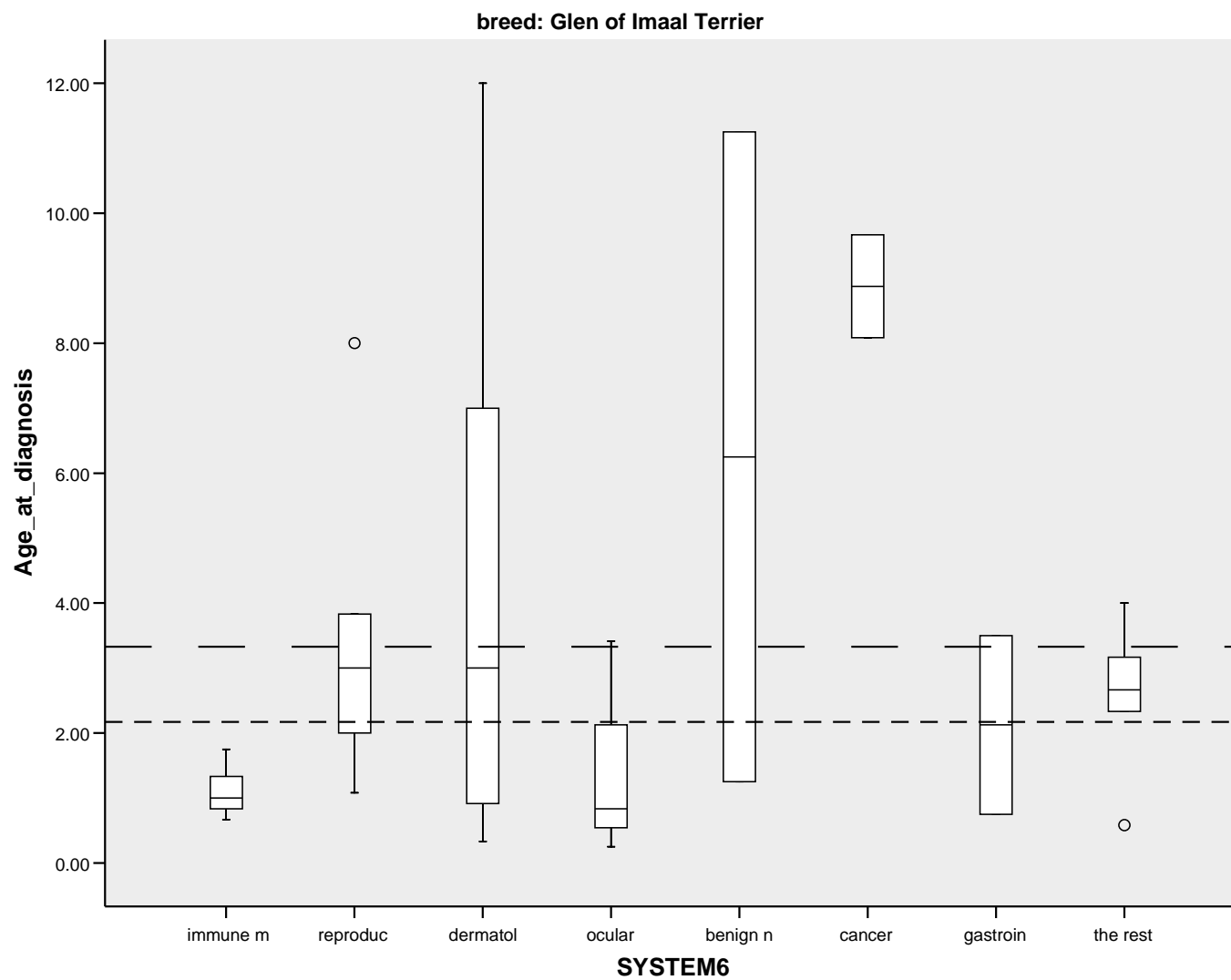


Figure 5. Box and whisker plot of age at diagnosis in years for the most common disease conditions in descending order for Glen of Imaal Terriers (N=22 dogs with 32 conditions with age reported). The dashed line (---) is the overall median age at diagnosis for all dogs in the survey and the dotted line (----) is the overall median age at diagnosis for Glen of Imaal Terriers. The solid line within each grey box represents the median age at diagnosis from the condition.

Table 3. Disease conditions by organ system/category for Glen of Imaal Terriers.

Disease condition	All conditions		Most common specific conditions in descending order
	N	%	
1 Immune mediated	7	21.9	Atopy; food hypersensitivity; dust mite allergy
2 Reproductive	6	18.8	False pregnancy; infertility; prostatomegaly; dystochia (physical blockage)
3 Dermatologic	5	15.6	Dermatitis; pyotraumatic dermatitis; recurrent pyoderma
4 Ocular	3	9.4	Entropion; progressive retinal atrophy (PRA); unspecified
5 Benign neoplasia	2	6.3	Lipoma, mammary cysts
6 Cancer	2	6.3	Carcinoma (unspecified); squamous cell carcinoma (SCC) (oral)
7 Gastrointestinal	2	6.3	Colitis; foreign body obstruction
8 Musculoskeletal	2	6.3	Lameness (hindlimb; unspecified)
9 Aural	1	3.1	Otitis externa; ear mites
10 Cardiac	1	3.1	Aortic stenosis
11 Urologic	1	3.1	Cystitis
Total	32	100.0	