

Report from the Kennel Club/
British Small Animal Veterinary Association
Scientific Committee

Summary results of the
Purebred Dog Health Survey
for Dandie Dinmont Terriers

Warning: The results of this survey and particularly the breed-specific analyses should be interpreted with caution. The overall response rate was only 24% with breed-specific response rates from 4.5% to 64.7%.

Dandie Dinmont Terriers

A total of 207 forms were sent out and 65 were returned, representing 138 live dogs. This breed had a 31.4% response rate (65/207) and it represented 0.47% of all returns (65/13,741).

Mortality data

A total of 62 deaths were reported and this represents 0.39% of all deaths reported in the survey (62/15,881). The median age at death for Dandie Dinmont Terriers was 12 years and 2 months (min = 4 years, max = 17 years and 9 months) and this was higher than the overall median of 11 years and 3 months (Figure 1). Table 1 shows the causes of death for Dandie Dinmont Terriers. Age at death is presented for the most common causes of death (Figure 2).

Table 1. Causes of death by organ system/category for Dandie Dinmont Terriers.

Cause of death	N	%	Most common specific causes in descending order
1 Cancer	14	22.6	Lymphoma; brain tumour; liver; stomach
2 Endocrine	8	12.9	Cushings disease
3 Old age	7	11.3	Old age
4 Cardiac	6	9.7	Heart failure; heart attack; cardiomegaly
5 Combinations	5	8.1	
6 Behaviour	4	6.5	Aggression; unspecified
7 Ocular	3	4.8	Blindness; glaucoma
8 Reproductive	3	4.8	Pyometra
9 Collapse	2	3.2	
10 Gastrointestinal	2	3.2	Haemorrhagic gastroenteritis; pancreatitis
11 Trauma	2	3.2	Road traffic accident
12 Urologic	2	3.2	Chronic kidney failure; unspecified
13 Cerebral vascular	1	1.6	Stroke or cerebral vascular accident
14 Hepatic	1	1.6	Liver disease unspecified
15 Musculoskeletal	1	1.6	Arthritis
16 Unknown	1	1.6	
Total	62	100.0	

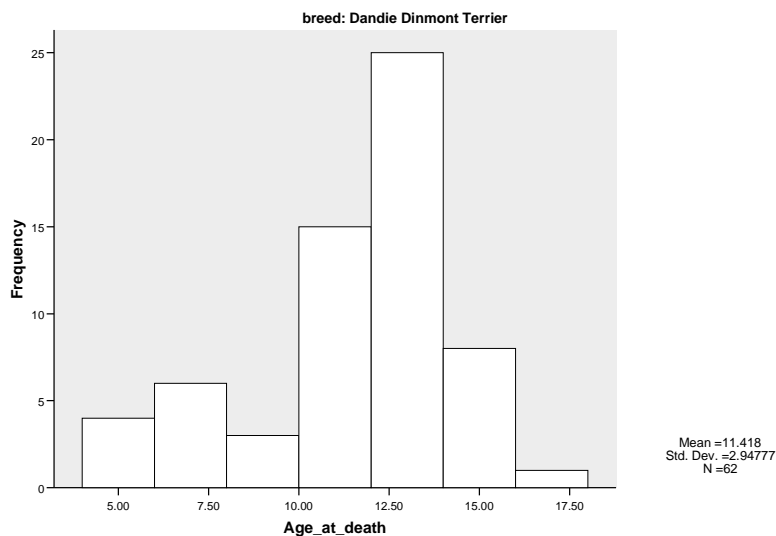


Figure 1. Histogram showing the frequency (as number of dogs) of age at death (in years) for the 62 Dandie Dinmont Terrier deaths with age at death reported.

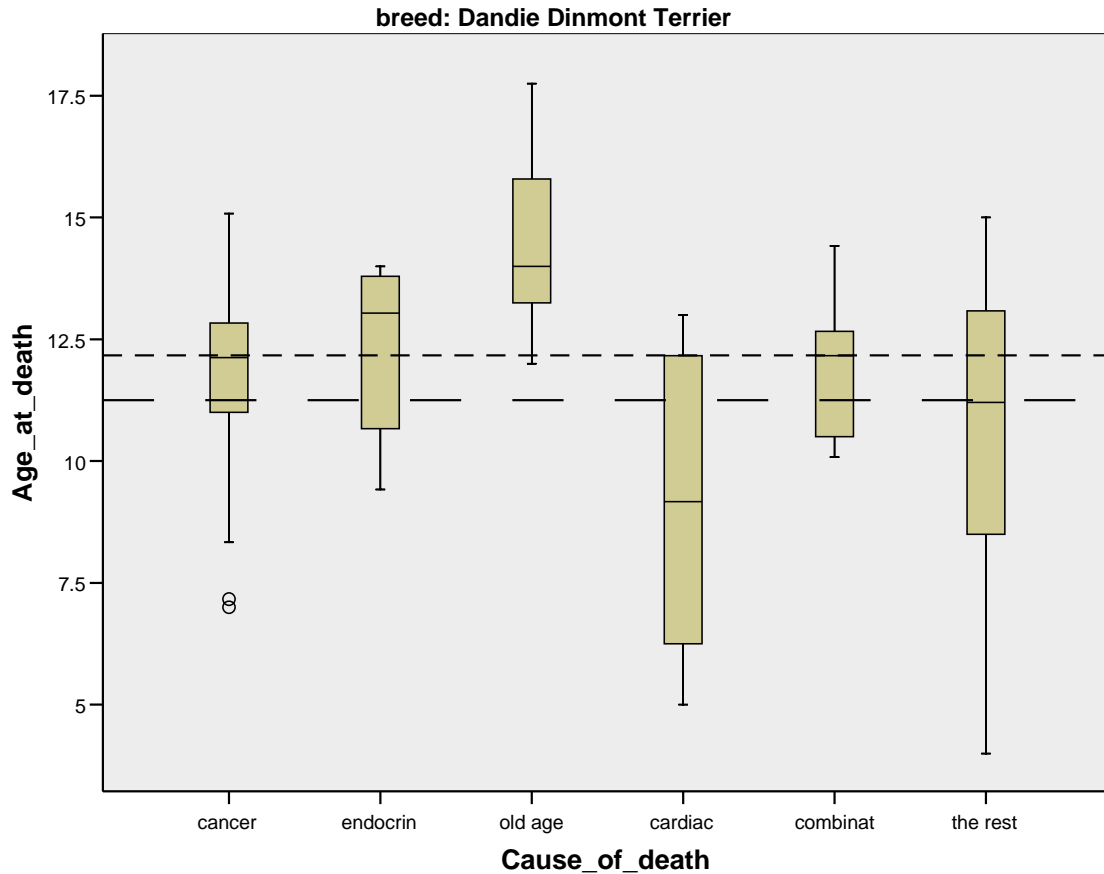


Figure 2. Box and whisker plot of age at death in years for the most common causes of death in Dandie Dinmont Terriers (N=62). The dashed line (---) is the overall median age at death for all dogs in the survey and the dotted line (----) is the overall median age of death for Dandie Dinmont Terriers. The solid line within each grey box represents the median age at death from the condition.

Morbidity data

The median current age of the 138 live dogs with a reported age was 4 years and 10 months (min=5 months, max=15 years and 5 months, Figure 3). Health information was reported for 138 live dogs of which 83 (60%) were healthy and 55 (40%) had at least one reported health condition, resulting in a total of 104 reported conditions with a median of 2 conditions/dog (min=1, max=5).

The median current age of all healthy dogs with a reported age (N=83) was 3 years and 10 months (min=5 months, max=15 years and 5 months). The distribution of gender and neuter status is shown in Table 2.

The median current age of all dogs with one or more disease conditions and a reported age (N=55) was 6 years and 4 months (min=1 year and 7 months, max=13 years and 11 months). The median age at diagnosis for all disease occurrences with a reported age at diagnosis (N=96) was 4 years (min= 1 month, max= 13 years and 4 months, Figure 4). Table 3 shows the disease conditions for Dandie Dinmont Terriers. Age at diagnosis is presented for the most common disease conditions (Figure 5).

Table 2. Distribution of gender and neuter status for 132 Dandie Dinmont Terriers with reported gender and neuter status.

Gender	Neuter status		Totals
	Intact	Neutered	
Female	49	33	82 (62%)
Male	35	15	50 (38%)
Totals	84 (64%)	48 (36%)	132 (100%)

There was no association between gender and neuter status (P=0.2353).

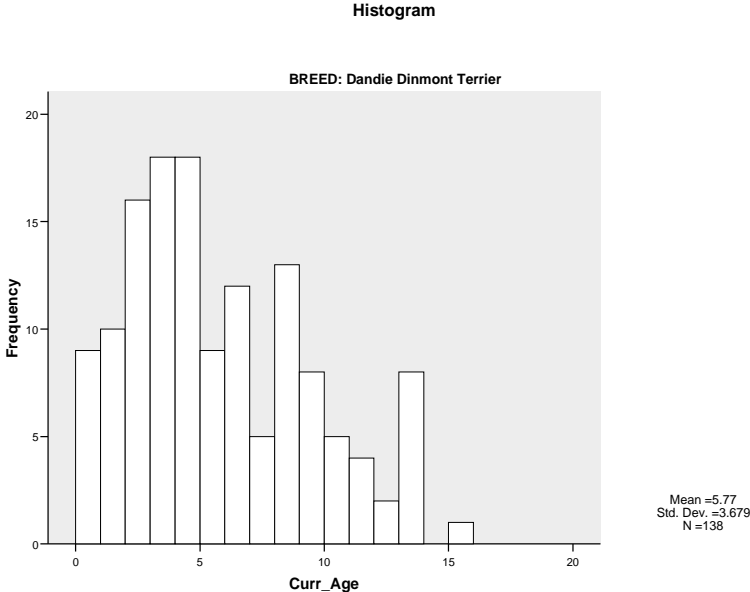


Figure 3. Histogram showing frequency of current age in years for the 138 live Dandie Dinmont Terriers with age reported.

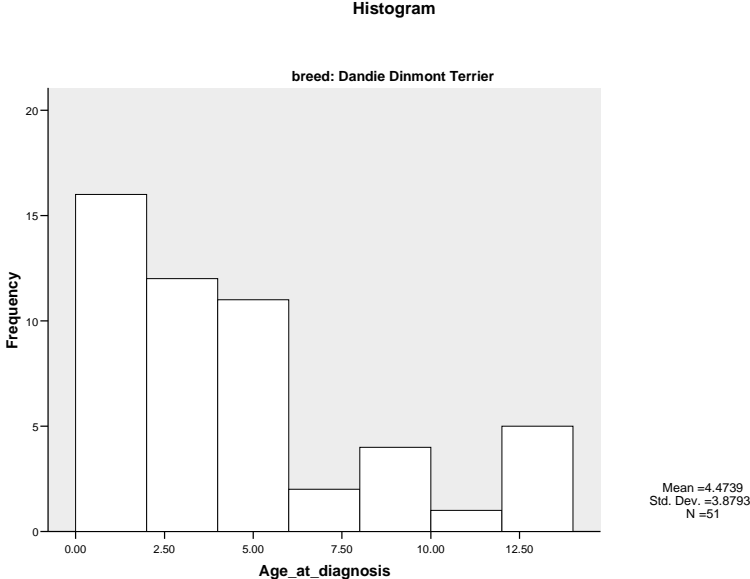


Figure 4. Histogram showing frequency of age at diagnosis for the 51 Dandie Dinmont Terriers with one or more disease conditions, using the youngest age at which a disease condition was first reported for those dogs with more than one disease condition or episode.

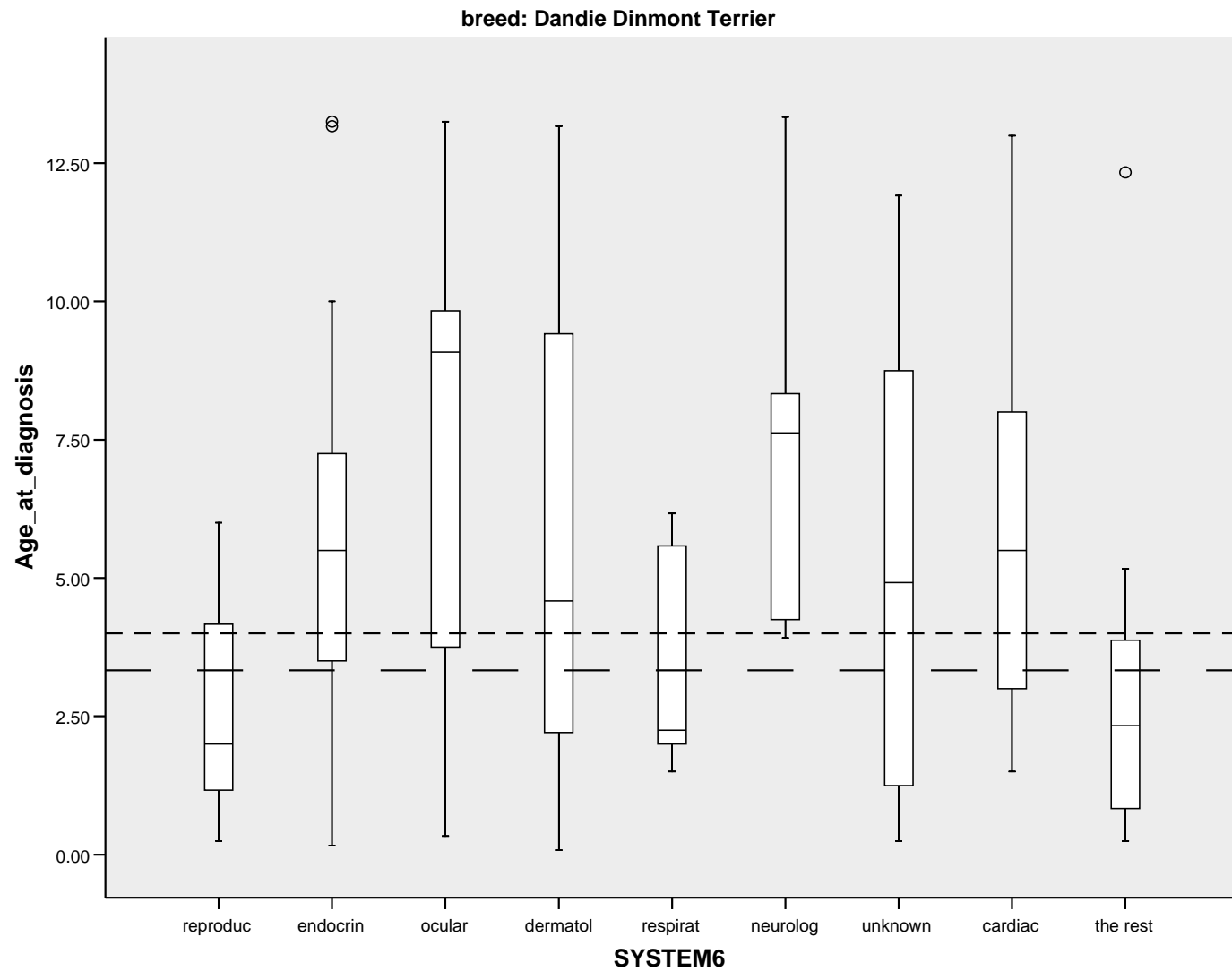


Figure 5. Box and whisker plot of age at diagnosis in years for the most common disease conditions in descending order for Dandie Dinmont Terriers (N=55 dogs with 96 conditions with age reported). The dashed line (---) is the overall median age at diagnosis for all dogs in the survey and the dotted line (----) is the overall median age at diagnosis for Dandie Dinmont Terriers. The solid line within each grey box represents the median age at diagnosis from the condition.

Table 3. Disease conditions by organ system/category for Dandie Dinmont Terriers.

Disease condition	All conditions		Most common specific conditions in descending order
	N	%	
1 Reproductive	21	20.2	Dystochia (uterine inertia=physical blockage; false pregnancy; pyometra; cryptorchid; infertility)
2 Endocrine	16	15.4	Hypothyroidism; Cushing's disease; acromegaly
3 Ocular	13	12.5	Cherry eye; glaucoma; corneal ulcer
4 Dermatologic	7	6.7	Recurrent pyoderma; mites (cheyletiella); alopecia; puppy pyoderma; sebaceous cysts
5 Respiratory	7	6.7	Snoring; long soft palate; coughing; noisy breathing
6 Neurologic	6	5.8	IVDD; seizures; vestibular disease
7 Unknown	6	5.8	Unknown; spine disease unspecified; liver disease undiagnosed
8 Cardiac	5	4.8	Heart rhythm disorder; hear murmur; heart valve condition (unspecified)
9 Gastrointestinal	5	4.8	Colitis; foreign body obstruction; haemorrhagic gastroenteritis; gastroenteritis
10 Immune mediated	4	3.8	Atopy; gluten-sensitive enteropathy; unspecified
11 Musculoskeletal	4	3.8	Cruciate ligament rupture (CLR); hip dysplasia (CHD); osteochondrosis dissecans (OCD); patellar luxation
12 Aural	3	2.9	Otitis externa; excessive ear wax
13 Anal gland	2	1.9	Anal sacculitis
14 Urologic	2	1.9	Cystouroliths (struvite); pyelonephritis
15 Cancer	1	1.0	Unspecified (skin)
16 Cardiopulmonary	1	1.0	Pleural effusion
17 Hepatic	1	1.0	Portosystemic shunt (PSS)
Total	104	100.0	