

Report from the Kennel Club/  
British Small Animal Veterinary Association  
Scientific Committee

Summary results of the  
Purebred Dog Health Survey  
for Curly Coated Retrievers

Warning: The results of this survey and particularly the breed-specific analyses should be interpreted with caution. The overall response rate was only 24% with breed-specific response rates from 4.5% to 64.7%.

## Curly Coated Retrievers

A total of 100 forms were sent out and 35 were returned, representing 81 live dogs. This breed had a 35.0% response rate (35/100) and it represented 0.25% of all returns (35/13,741).

### **Mortality data**

A total of 40 deaths were reported and this represents 0.25% of all deaths reported in the survey (40/15,881). The median age at death for Curly Coated Retrievers was 10 years and 9 months (min = 11 months, max = 15 years) and this was lower than the overall median of 11 years and 3 months (Figure 1). Table 1 shows the causes of death for Curly Coated Retrievers. Age at death is presented for the most common causes of death (Figure 2).

Table 1. Causes of death by organ system/category for Curly Coated Retrievers.

Cause of death	No. of deaths	% of deaths	Most common specific causes in descending order
1 Cancer	12	30.0	Brain tumour; unspecified; lymphoma; leukaemia
2 Old age	7	17.5	Old age
3 Other	6	15.0	Uncodeable
4 Gastrointestinal	5	12.5	Gastric dilatation/volvulus (GDV); intussusception; pancreatitis
5 Neurologic	4	10.0	Spinal disease unspecified; seizures
6 Cardiac	2	5.0	Heart attack; heart failure
7 Cerebral vascular	1	2.5	Stroke or cerebral vascular accident
8 Infection	1	2.5	Unspecified
9 Trauma	1	2.5	Road traffic accident
10 Urologic	1	2.5	Kidney failure
Total	40	100.0	

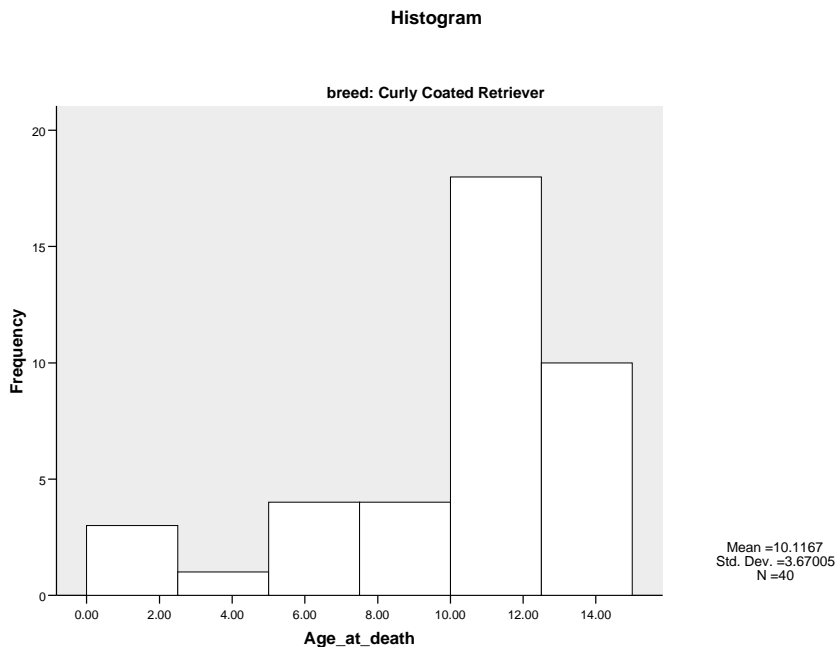


Figure 1. Histogram showing the frequency (as number of dogs) of age at death (in years) for the 40 Curly Coated Retriever deaths with age at death reported.

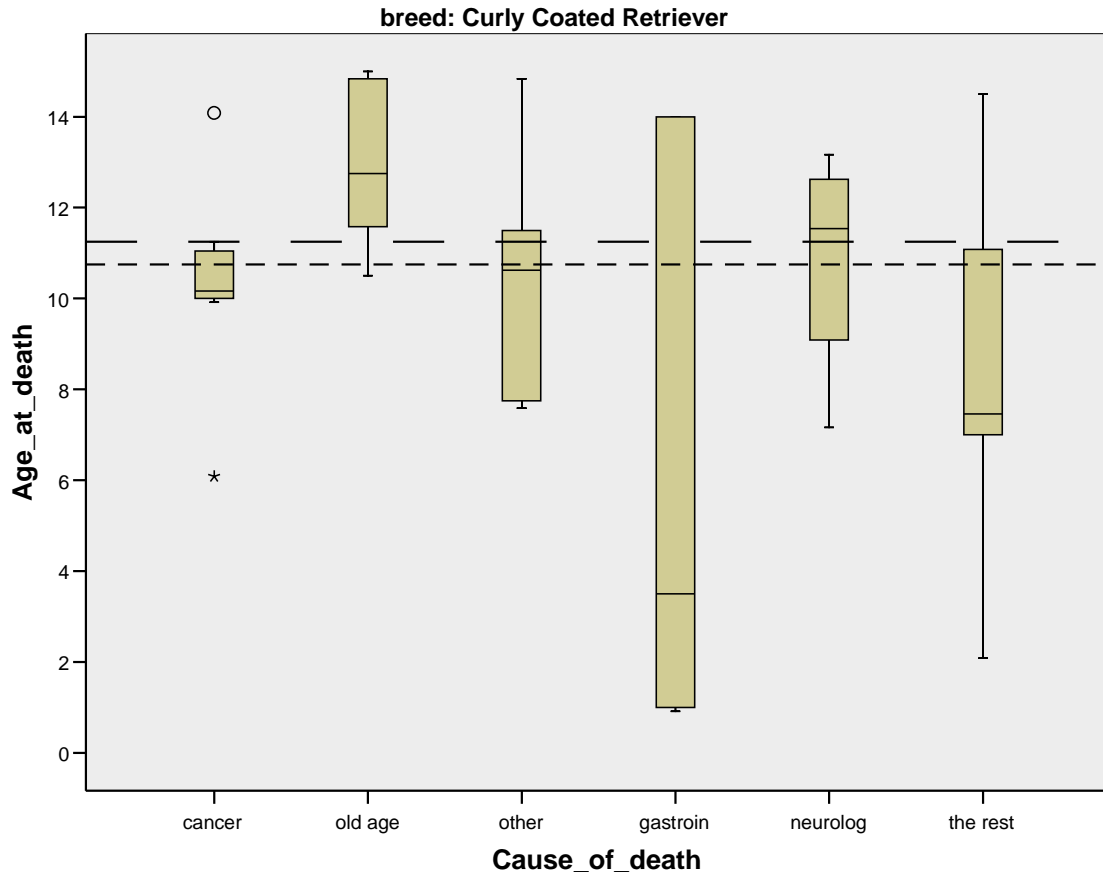


Figure 2. Box and whisker plot of age at death in years for the most common causes of death in Curly Coated Retrievers (N=40). The dashed line (---) is the overall median age at death for all dogs in the survey and the dotted line (----) is the overall median age of death for Curly Coated Retrievers. The solid line within each grey box represents the median age at death from the condition.

### Morbidity data

The median current age of the 81 live dogs with a reported age was 4 years and 5 months (min=3 months, max=11 years and 10 months, Figure 3). Health information was reported for 81 live dogs of which 60 (74%) were healthy and 21 (26%) had at least one reported health condition, resulting in a total of 33 reported conditions with a median of 1 condition/dog (min=1, max=5).

The median current age of all healthy dogs with a reported age (N=60) was 3 years and 5 months (min=3 months, max=10 years and 6 months). The distribution of gender and neuter status is shown in Table 2.

The median current age of all dogs with one or more disease conditions and a reported age (N=21) was 6 years and 2 months (min=8 months, max=11 years and 10 months). The median age at diagnosis for all disease occurrences with a reported age at diagnosis (N=33) was 3 years and 1 month (min= 2 months, max= 11 years and 6 months, Figure 4). Table 3 shows the disease conditions for Curly Coated Retrievers. Age at diagnosis is presented for the most common disease conditions (Figure 5).

Table 2. Distribution of gender and neuter status for 81 Curly Coated Retrievers with reported gender and neuter status.

Gender	Neuter status		Totals
	Intact	Neutered	
Female	33	9	42 (52%)
Male	31	8	39 (48%)
Totals	64 (79%)	17 (21%)	81 (100%)

There was no association between gender and neuter status (P=0.9195).

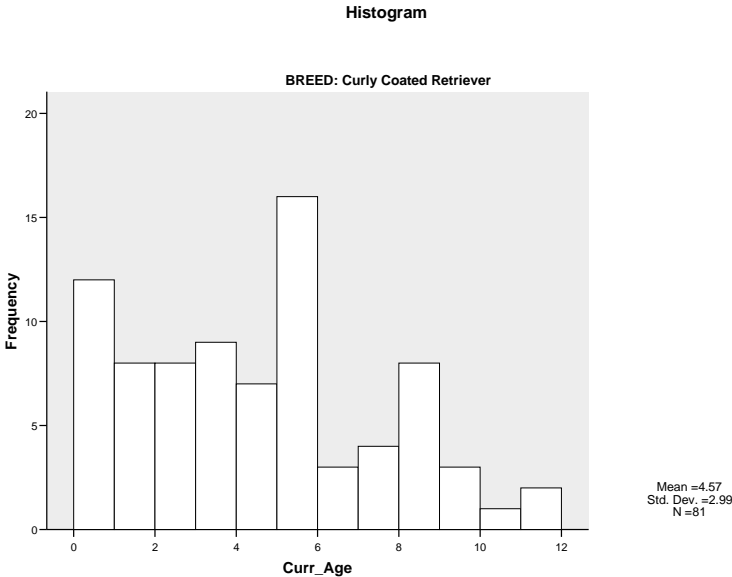


Figure 3. Histogram showing frequency of current age in years for the 81 live Curly Coated Retrievers with age reported.

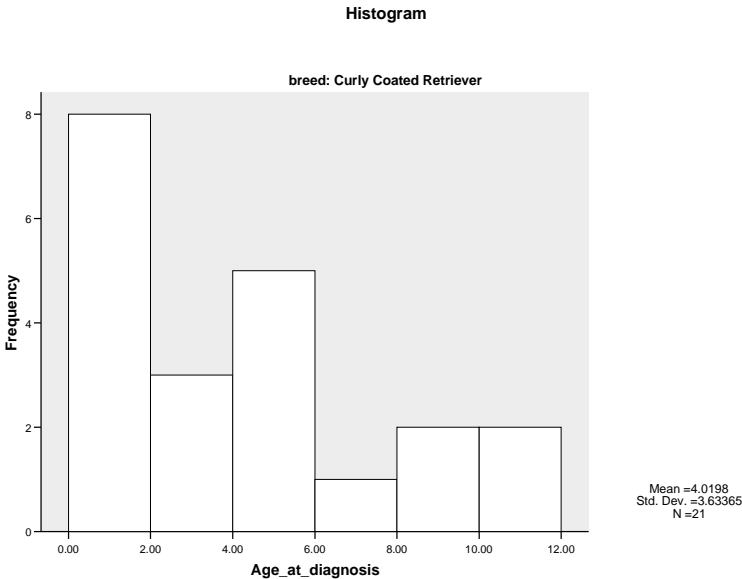


Figure 4. Histogram showing frequency of age at diagnosis for the 21 Curly Coated Retrievers with one or more disease conditions, using the youngest age at which a disease condition was first reported for those dogs with more than one disease condition or episode.

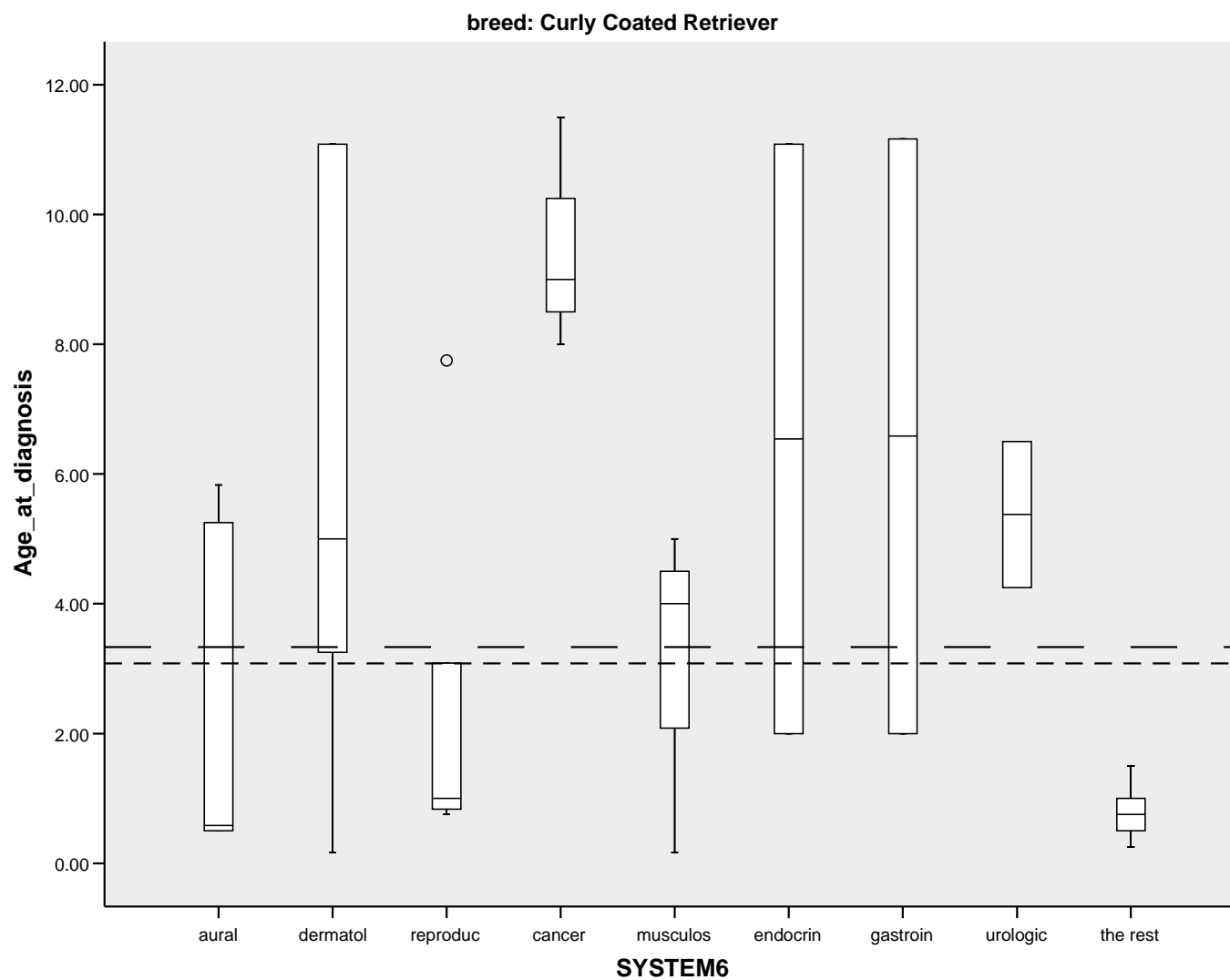


Figure 5. Box and whisker plot of age at diagnosis in years for the most common disease conditions in descending order for Curly Coated Retrievers (N=33 conditions with age reported). The dashed line (---) is the overall median age at diagnosis for all dogs in the survey and the dotted line (----) is the overall median age at diagnosis for Curly Coated Retrievers. The solid line within each grey box represents the median age at diagnosis from the condition.

Table 3. Disease conditions by organ system/category for Curly Coated Retrievers.

Disease condition	All conditions		Most common specific conditions in descending order
	N	%	
1 Aural	5	15.2	Otitis externa
2 Dermatologic	5	15.2	Alopecia; mites (demodex)
3 Reproductive	5	15.2	Vaginitis; false pregnancy; infertility; pyometra
4 Cancer	3	9.1	Unspecified; mast cell tumour (MCT) (leg)
5 Musculoskeletal	3	9.1	Hip dysplasia (CHD); stiff joints; prognathism
6 Endocrine	2	6.1	Cushing's disease; hypothyroidism
7 Gastrointestinal	2	6.1	Gastric dilatation/volvulus (GDV); vomiting
8 Ocular	2	6.1	Entropion; distichiasis
9 Urologic	2	6.1	Cystitis; incontinence (after spay)
10 Cardiac	1	3.0	Mitral valve disease (MVD)
11 Immune mediated	1	3.0	Atopy
12 Neurologic	1	3.0	Seizures
13 Unknown	1	3.0	Undiagnosed illness
Total	33	100.0	