

Report from the Kennel Club/  
British Small Animal Veterinary Association  
Scientific Committee

Summary results of the  
Purebred Dog Health Survey  
for Briards

Warning: The results of this survey and particularly the breed-specific analyses should be interpreted with caution. The overall response rate was only 24% with breed-specific response rates from 4.5% to 64.7%.

## Briards

A total of 238 forms were sent out and 75 were returned, representing 123 live dogs. This breed had a 31.5 % response rate (75/238) and it represented 0.55% of all returns (75/13,741).

### Mortality data

A total of 71 deaths were reported and this represents 0.45 % of all deaths reported in the survey (71/15,881). The median age at death for Briards was 11 years and 2 months (min = 1 year, max = 16 years and 9 months) and this was lower than the overall median of 11 years and 3 months (Figure 1). Table 1 shows the causes of death for Briards. Age at death is presented for the most common causes of death (Figure 2).

Table 1. Causes of death by organ system/category for Briards.

Cause of death	N	%	Most common specific causes in descending order
1 Cancer	27	38.0	Spleen (type unspecified); unspecified;
2 Old age	6	8.5	Old age
3 Cardiac	5	7.0	Heart failure; unspecified cardiomyopathy; cardiomegaly
4 Combinations	4	5.6	Cancer & various; hip dysplasia & various
5 Hepatic	4	5.6	Liver disease unspecified; chronic liver failure
6 Perioperative	4	5.6	
7 Urologic	4	5.6	Kidney failure (chronic > acute)
8 Gastrointestinal	3	4.2	GDV; Parvovirus; megaesophagus
9 Internal bleeding	3	4.2	
10 Other	3	4.2	Uncodeable
11 Cerebral vascular	2	2.8	Stroke or cerebral vascular accident
12 Neurologic	2	2.8	Seizures; spinal lumbar spondylosis
13 Behaviour	1	1.4	Unspecified
14 Dermatologic	1	1.4	Chronic ear infections
15 Endocrine	1	1.4	Diabetes mellitus
16 Musculoskeletal	1	1.4	Hip dysplasia
Total	71	100.0	

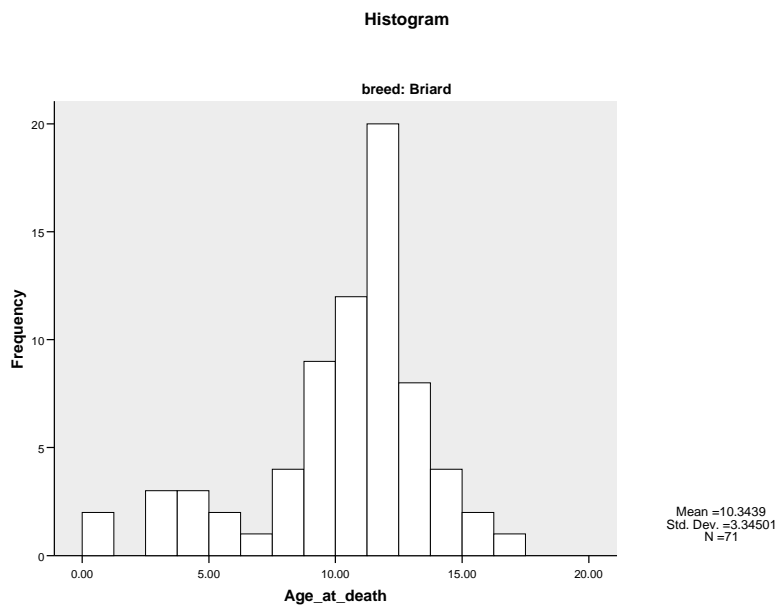


Figure 1. Histogram showing the frequency (as number of dogs) of age at death (in years) for the 71 Briard deaths with age at death reported.

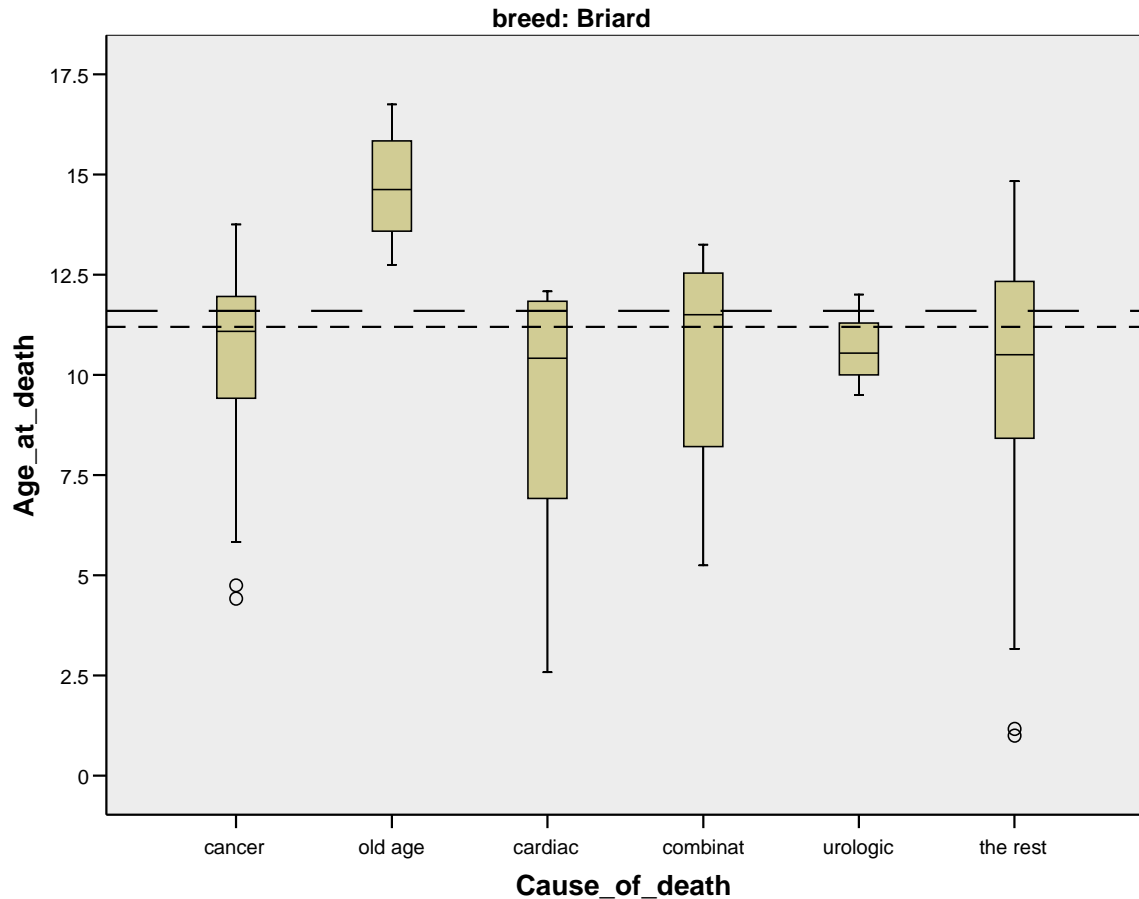


Figure 2. Box and whisker plot of age at death in years for the most common causes of death in Briards (N=71). The dashed line (---) is the overall median age at death for all dogs in the survey and the dotted line (----) is the overall median age of death for Briards. The solid line within each grey box represents the median age at death from the condition.

### Morbidity data

The median current age of the 123 live dogs with a reported age was 4 years and 2 months (min=3 months, max=13 years and 6 months, Figure 3). Health information was reported for 123 live dogs of which 73 (59%) were healthy and 50 (41%) had at least one reported health condition, resulting in a total of 81 reported conditions with a median of 1 condition/dog (min=1, max=6).

The median current age of all healthy dogs with a reported age (N=73) was 2 years and 11 months (min=3 months, max=11 years). The distribution of gender and neuter status is shown in Table 2.

The median current age of all dogs with one or more disease conditions and a reported age (N=50) was 6 years and 3 months (min=10 months, max=13 years and 6 months). The median age at diagnosis for all disease occurrences with a reported age at diagnosis (N=79) was 2 years and 8 months (min= 2 months, max= 12 years and 6 months, Figure 4). Table 3 shows the disease conditions for Briards. Age at diagnosis is presented for the most common disease conditions (Figure 5).

Table 2. Distribution of gender and neuter status for 123 Briards with reported gender and neuter status.

Gender	Neuter status		Totals
	Intact	Neutered	
Female	47	23	70 (57%)
Male	39	14	53 (43%)
Totals	86 (70%)	37 (30%)	123 (100%)

There was no association between gender and neuter status (P=0.4404).

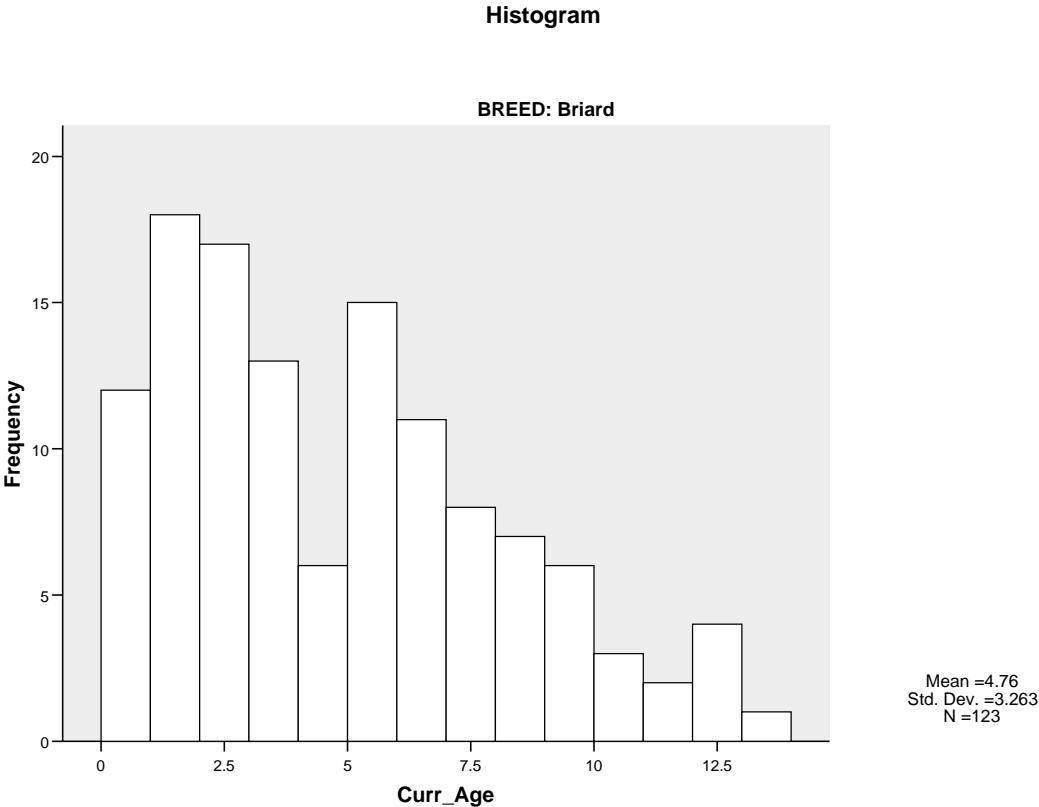


Figure 3. Histogram showing frequency of current age in years for the 123 live Briards with age reported.

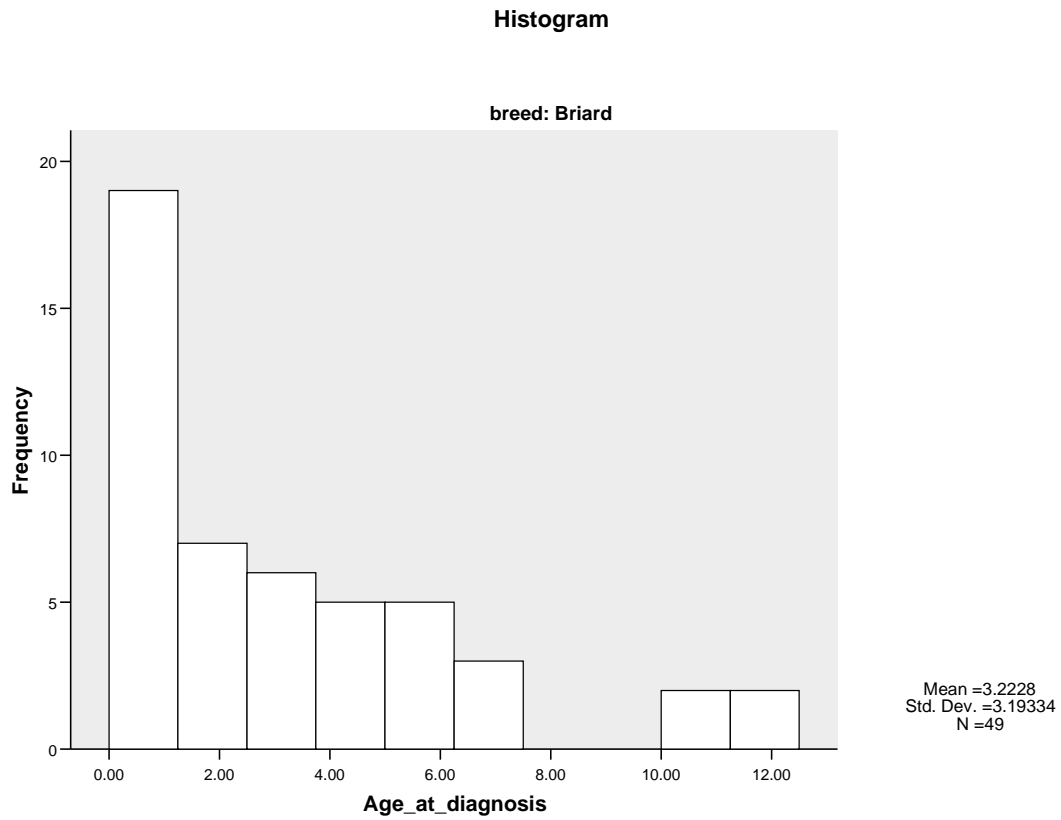


Figure 4. Histogram showing frequency of age at diagnosis for the 49 Briards with one or more disease conditions, using the youngest age at which a disease condition was first reported for those dogs with more than one disease condition or episode.

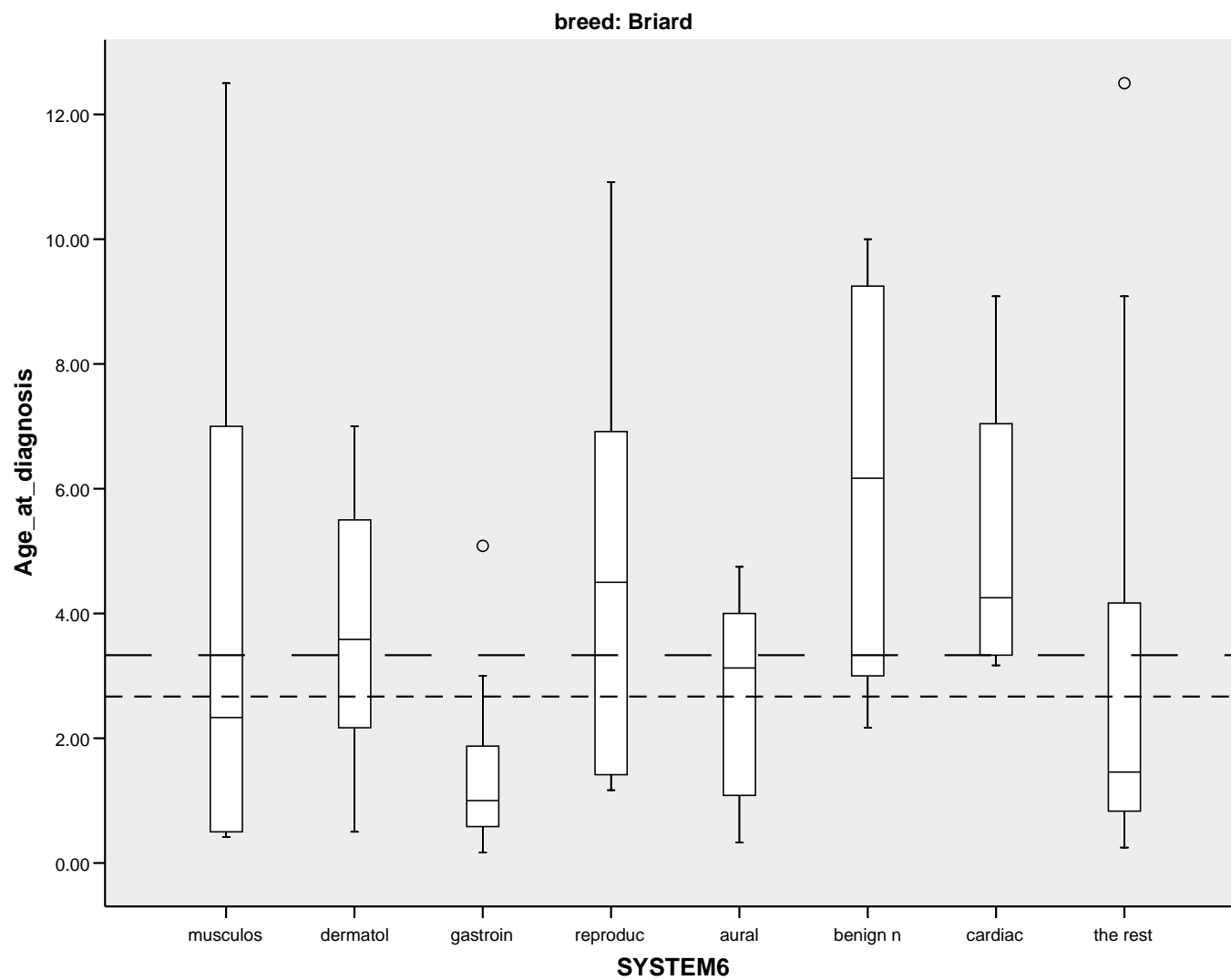


Figure 5. Box and whisker plot of age at diagnosis in years for the most common disease conditions in descending order for Briards (N=50 dogs with 79 conditions with age reported). The dashed line (---) is the overall median age at diagnosis for all dogs in the survey and the dotted line (----) is the overall median age at diagnosis for Briards. The solid line within each grey box represents the median age at diagnosis from the condition.

Table 3. Disease conditions by organ system/category for Briards.

Disease condition	All conditions		Most common specific conditions in descending order
	N	%	
1 Musculoskeletal	13	16.0	Lameness (forelimbs); arthritis (hindlimbs, hips); CHD
2 Dermatologic	12	14.8	Dermatitis; mites (sarcoptes)
3 Gastrointestinal	11	13.6	Gastroenteritis; intestinal bacterial overgrowth; IBD; colitis; diarrhoea; EPI
4 Reproductive	9	11.1	Infertility; false pregnancy; pyometra; cryptorchid; irregular heat cycles
5 Aural	6	7.4	Otitis externa
6 Immune mediated	5	6.2	Atopy; food hypersensitivity; flea allergy
7 Benign neoplasia	4	4.9	Lipoma; histiocytoma (skin)
8 Cardiac	4	4.9	Heart murmur
9 Urologic	3	3.7	Cystitis; cysturoliths (unspecified); incontinence after spay
10 Anal gland	2	2.5	Anal sacculitis
11 Endocrine	2	2.5	Hypothyroidism
12 Ocular	2	2.5	Eye infection; night blindness
13 Respiratory	2	2.5	Kennel cough
14 Uncode and other	2	2.5	Hypocalcaemia
15 Dental	1	1.2	Dental disease
16 Neurologic	1	1.2	Seizures or fits
17 Trauma	1	1.2	Spinal cord injury
18 Unknown	1	1.2	Undiagnosed illness
Total	81	100.0	