

Report from the Kennel Club/
British Small Animal Veterinary Association
Scientific Committee Report

Summary results of the
Purebred Dog Health Survey:
for the Bichon Frise breed

Warning: The results of this survey and particularly the breed-specific analyses should be interpreted with caution. The overall response rate was only 24% with breed-specific response rates from 4.5% to 64.7%.

The Bichon Frise breed

A total of 161 forms were sent out and 34 were returned, representing 105 live dogs. This breed had a 21.1 % response rate (34/161) and it represented 0.25% of all returns (34/13,741).

Mortality data

A total of 34 deaths were reported and this represents 0.21 % of all deaths reported in the survey (34/15,881). The median age at death for the Bichon Frise breed was 12 years and 11 months (min = 3 years and 3 months, max = 16 years and 5 months) and this was higher than the overall median of 11 years and 3 months (Figure 1). Table 1 shows the causes of death for the Bichon Frise breed. Age at death is presented for the most common causes of death (Figure 2).

Table 1. Causes of death by organ system/category for the Bichon Frise breed.

Cause of death	No. of deaths	% of deaths	Most common specific causes in descending order
1 Old age	8	23.5	Old age
2 Cancer	7	20.6	Type unspecified
3 Combinations	4	11.8	
4 Urologic	4	11.8	Chronic kidney failure chronic
5 Cardiac	2	5.9	Heart defect unspecified; heart failure
6 Gastrointestinal	2	5.9	Unspecified
7 Cardiovascular	1	2.9	Unspecified
8 Cerebral vascular	1	2.9	Stroke or cerebral vascular accident
9 Endocrine	1	2.9	Diabetes mellitus
10 Immune mediated	1	2.9	Haemolytic anaemia
11 Infection	1	2.9	Viral infection
12 Neurologic	1	2.9	IVDD
13 Perioperative	1	2.9	
Total	34	100.0	

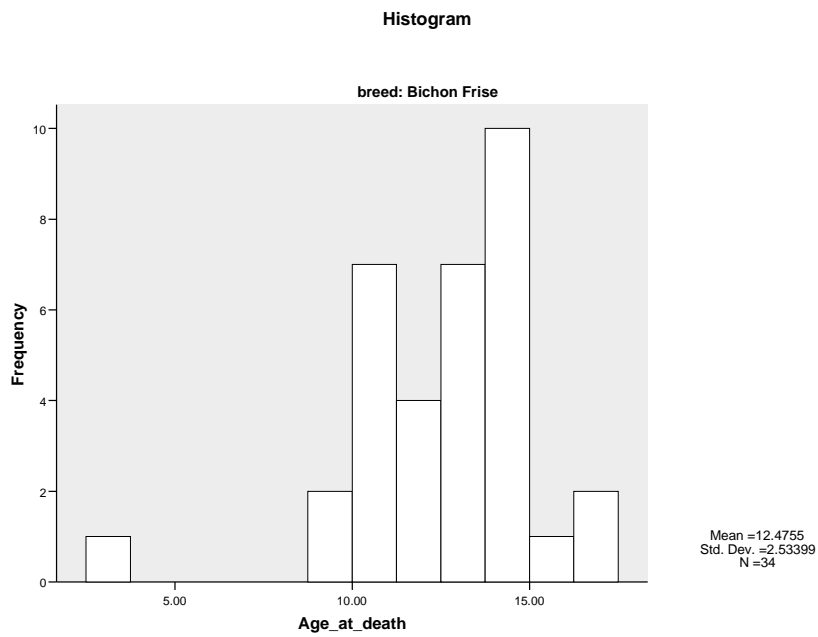


Figure 1. Histogram showing the frequency (as number of dogs) of age at death (in years) for the 34 Bichon Frise deaths with age at death reported.

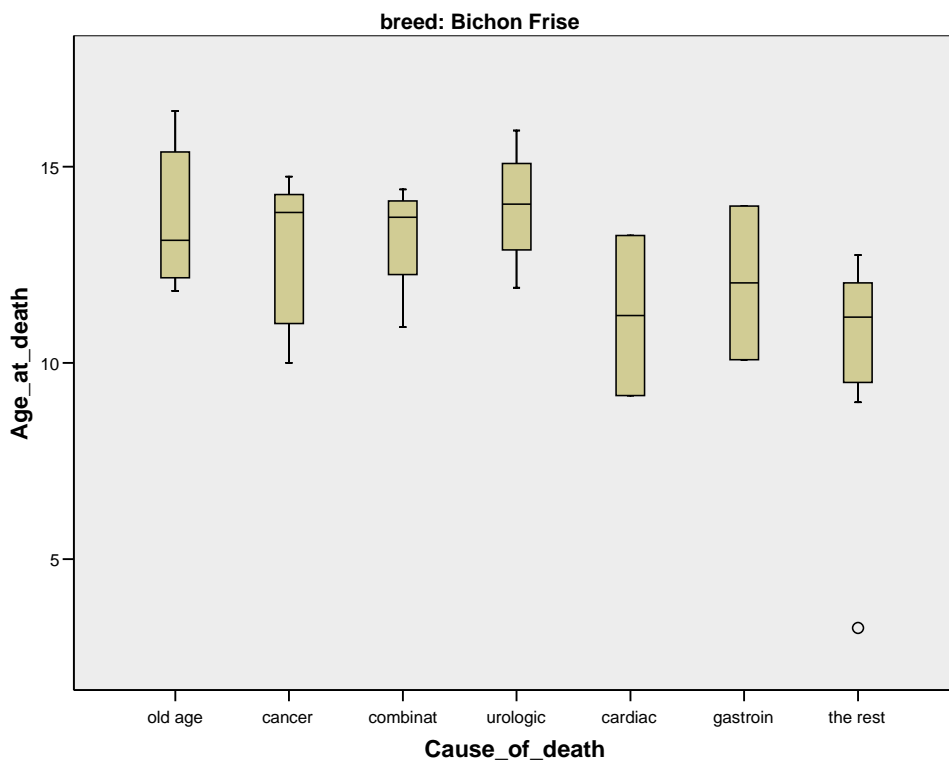


Figure 2. Box and whisker plot of age at death in years for the most common causes of death in the Bichon Frise breed (N=34). The dashed line (---) is the overall median age at death for all dogs in the survey and the dotted line (----) is the overall median age of death for the Bichon Frise breed. The solid line within each grey box represents the median age at death from the condition.

Morbidity data

The median current age of the 105 live dogs with a reported age was 6 years and 1 month (min=3 months, max=18 years and 4 months, Figure 3). Health information was reported for 105 live dogs of which 69 (66%) were healthy and 36 (34%) had at least one reported health condition, resulting in a total of 57 reported conditions with a median of 1 condition/dog (min=1, max=5).

The median current age of all healthy dogs with a reported age (N=69) was 4 years and 1 month (min=3 months, max=15 years and 2 months). The distribution of gender and neuter status is shown in Table 2.

The median current age of all dogs with one or more disease conditions and a reported age (N=36) was 8 years and 8 months (min=1 year and 1 month, max=18 years and 4 months). The median age at diagnosis for all disease occurrences with a reported age at diagnosis (N=55) was 5 years (min= 2 months, max= 14 years, Figure 4). Table 3 shows the disease conditions for the Bichon Frise breed. Age at diagnosis is presented for the most common disease conditions (Figure 5).

Table 2. Distribution of gender and neuter status for 103 the Bichon Frise breed with reported gender and neuter status.

Gender	Neuter status		Totals
	Intact	Neutered	
Female	41	22	63 (61%)
Male	26	14	40 (39%)
Totals	67 (65%)	36 (35%)	103 (100%)

There was no association between gender and neuter status (P=0.9934).

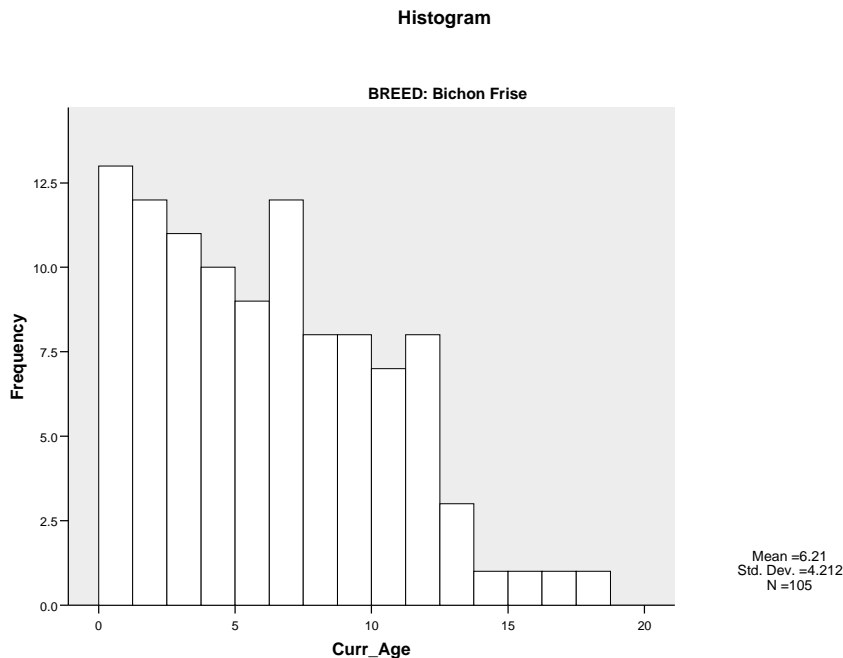


Figure 3. Histogram showing frequency of current age in years for the 105 live the Bichon Frise breed with age reported.

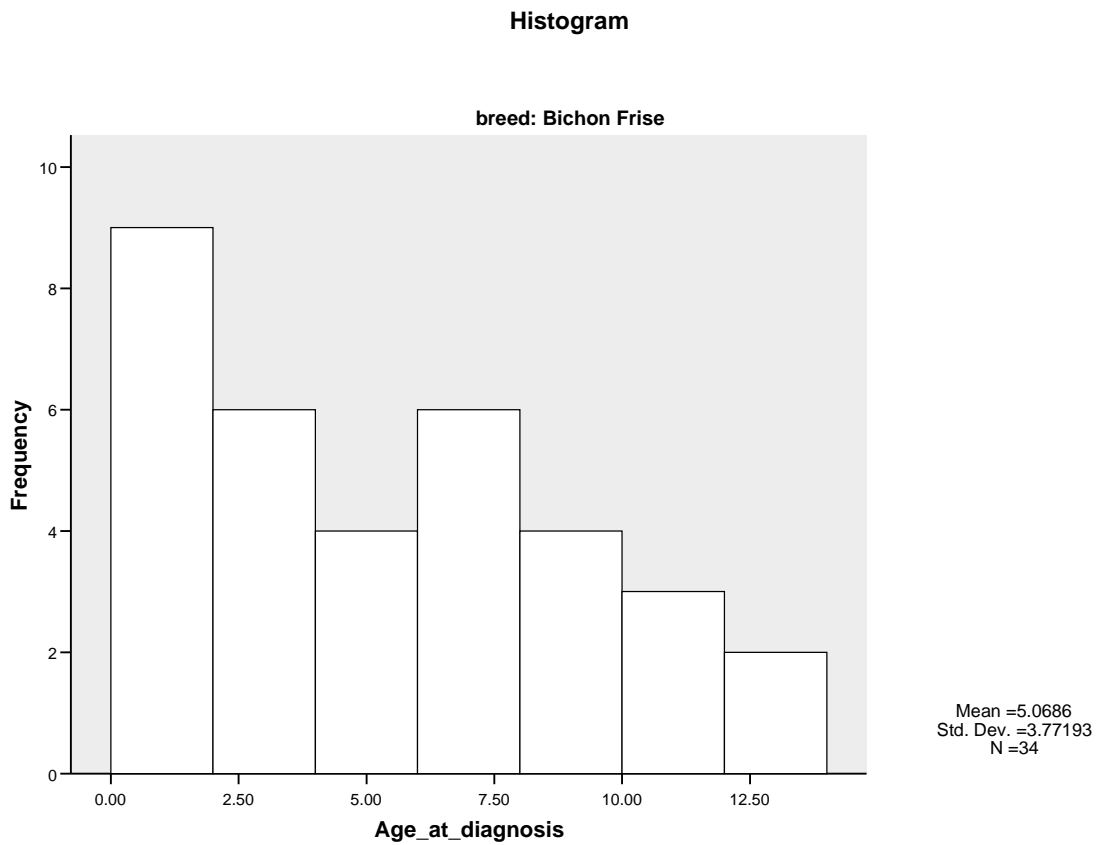


Figure 4. Histogram showing frequency of age at diagnosis for the 34 dogs in the Bichon Frise breed with one or more disease conditions, using the youngest age at which a disease condition was first reported for those dogs with more than one disease condition or episode.

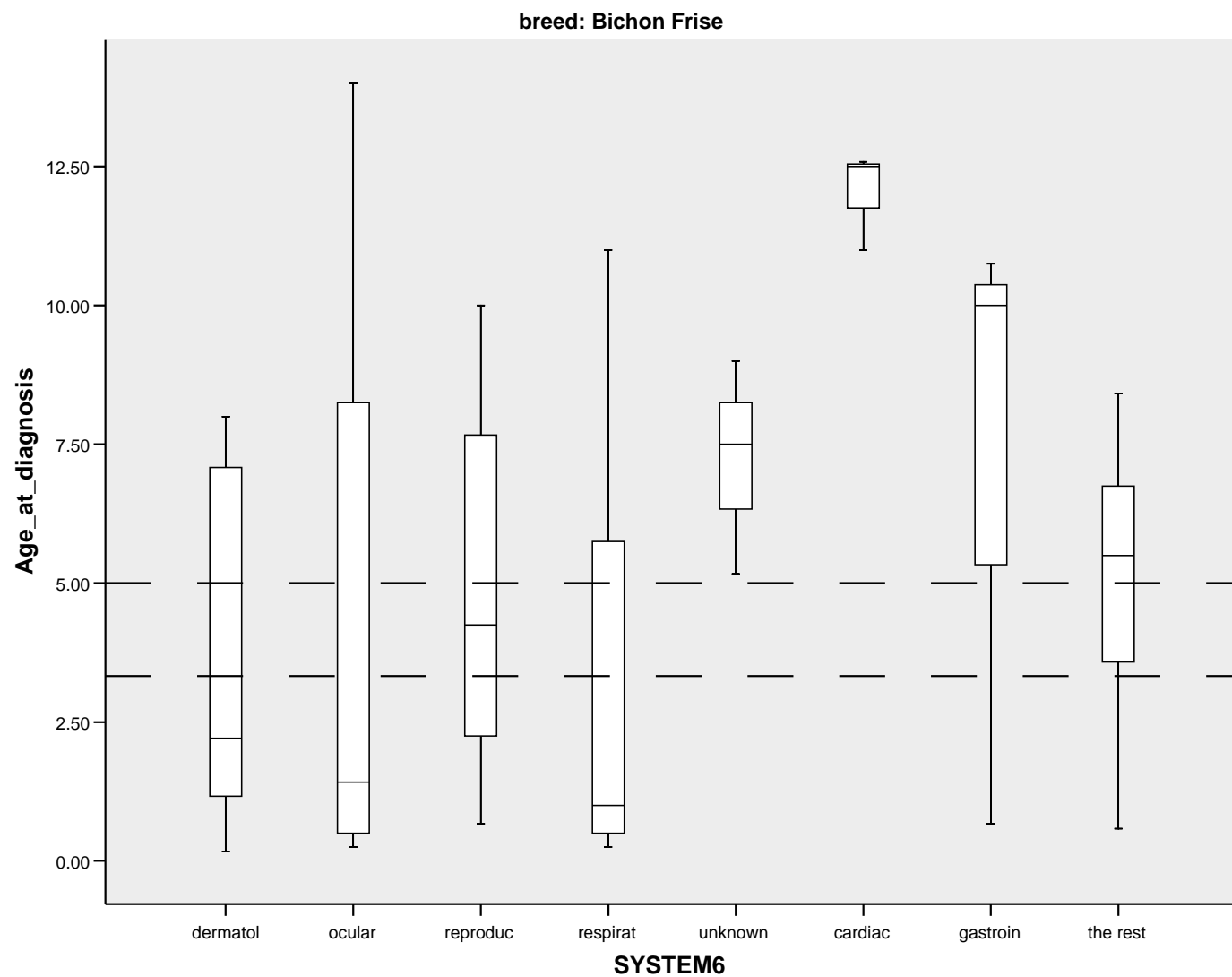


Figure 5. Box and whisker plot of age at diagnosis in years for the most common disease conditions in descending order for the Bichon Frise breed (N=55 conditions with age reported). The dashed line (---) is the overall median age at diagnosis for all dogs in the survey and the dotted line (----) is the overall median age at diagnosis for the Bichon Frise breed. The solid line within each grey box represents the median age at diagnosis from the condition.

Table 3. Disease conditions by organ system/category for the Bichon Frise breed.

Disease condition	All conditions		Prevalence	Most common specific conditions in descending order
	N	%	%	
1 Dermatologic	11	19.3	7.14	Fading nose pigment; dermatitis; pyotraumatic dermatitis
2 Ocular	11	19.3	4.56	Epiphora; blocked tear duct; cherry eye
3 Reproductive	8	14.0	3.77	Pyometra; dystochia (uterine inertia)
4 Respiratory	5	8.8	2.78	Coughing; long soft palate; rhinitis; noisy breathing
5 Unknown	4	7.0	2.58	Undiagnosed illness
6 Cardiac	3	5.3	2.18	Heart murmur
7 Dental	3	5.3	1.79	Dental disease; retained puppy teeth
8 Gastrointestinal	3	5.3	1.39	Colitis; diarrhoea; haemorrhagic gastroenteritis (HGE)
9 Neurologic	2	3.5	1.39	IVDD
10 Benign neoplasia	1	1.8	1.19	Lipoma
11 Cancer	1	1.8	1.19	Type unspecified
12 Haematopoietic	1	1.8	0.99	Platelet disorder (unspecified)
13 Hepatic	1	1.8	0.79	Chronic liver disease or failure
14 Musculoskeletal	1	1.8	0.60	Arthritis
15 Trauma	1	1.8	0.60	Musculoskeletal
16 Other	1	1.8	0.40	IUncodeable
Total	57	100.0	35.12	