

Report from the Kennel Club/  
British Small Animal Veterinary Association  
Scientific Committee

Summary results of the  
Purebred Dog Health Survey  
for the Bergamasco breed

Warning: The results of this survey and particularly the breed-specific analyses should be interpreted with caution. The overall response rate was only 24% with breed-specific response rates from 4.5% to 64.7%.

## The Bergamasco breed

A total of 14 forms were sent out and 4 were returned, representing 10 live dogs. This breed had a 28.6 % response rate (4/14) and it represented 0.03% of all returns (4/13,741).

### Mortality data

No deaths were reported for this breed.

### Morbidity data

The median current age of the 10 live dogs with a reported age was 5 years and 2 months (min=3 years and 2 months, max=13 years and 9 months, Figure 3). Health information was reported for 10 live dogs of which 7 (70%) were healthy and 3 (30%) had at least one reported health condition, resulting in a total of 3 reported conditions with a median of 1 condition/dog (min=1, max=1).

The median current age of all healthy dogs with a reported age (N=7) was 4 years and 8 months (min=3 years and 2 months, max=13 years and 9 months). The distribution of gender and neuter status is shown in Table 2.

The median current age of all dogs with one or more disease conditions and a reported age (N=3) was 6 years and 9 months (min=3 years and 2 months, max=9 years and 2 months). The median age at diagnosis for all disease occurrences with a reported age at diagnosis (N=3) was 4 years and 6 months (min= 2 months, max= 9 years and 1 month, Figure 4). Table 3 shows the disease conditions for the Bergamasco breed. Age at diagnosis is presented for the most common disease conditions (Figure 5).

Table 2. Distribution of gender and neuter status for 10 the Bergamasco breed with reported gender and neuter status.

Gender	Neuter status		Totals
	Intact	Neutered	
Female	1	1	2 (20%)
Male	7	1	8 (80%)
Totals	8 (80%)	2 (20%)	10 (100%)

There was no association between gender and neuter status (P=0.2357).

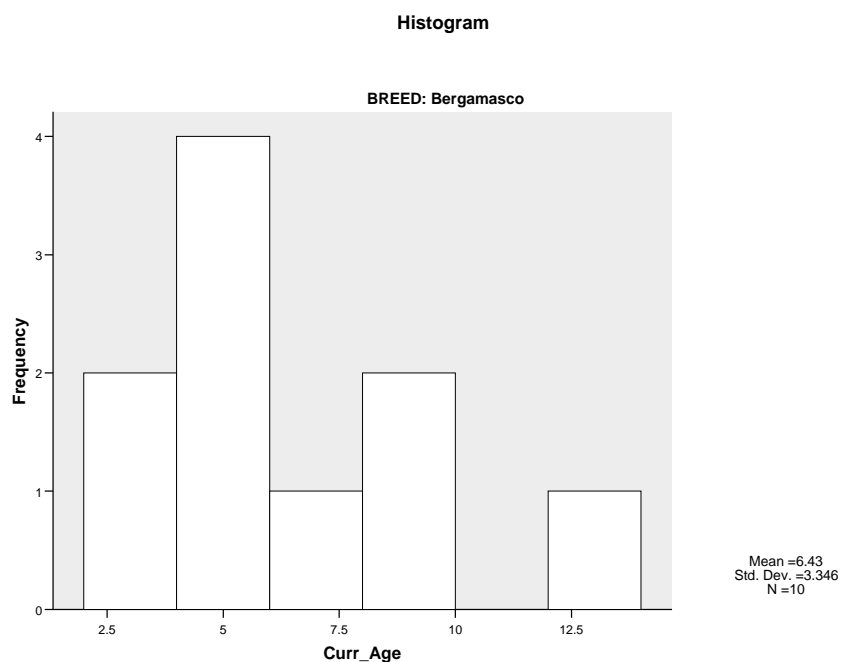


Figure 3. Histogram showing frequency of current age in years for the 10 live the Bergamasco breed with age reported.

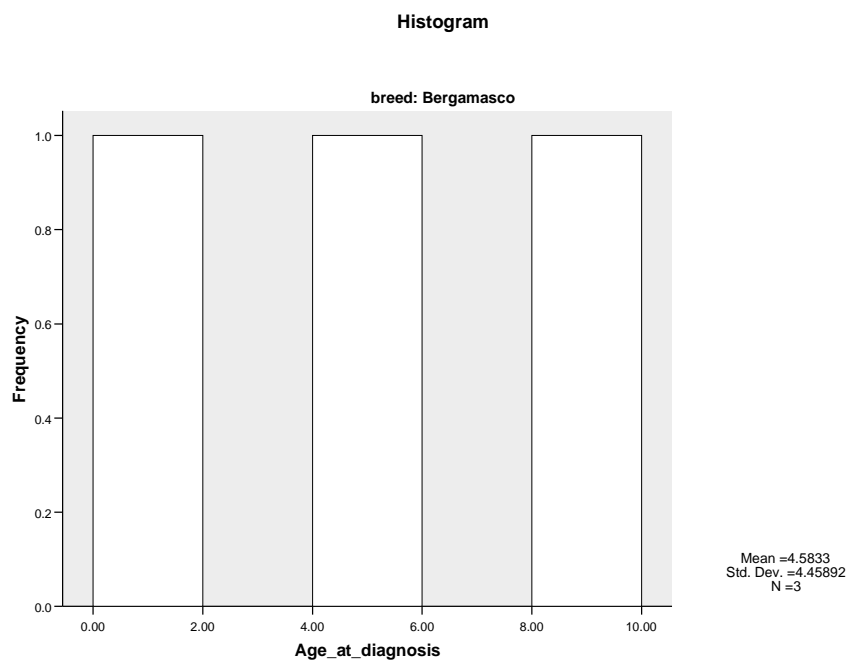


Figure 4. Histogram showing frequency of age at diagnosis for the 3 Bergamasco breed with one or more disease conditions, using the youngest age at which a disease condition was first reported for those dogs with more than one disease condition or episode.

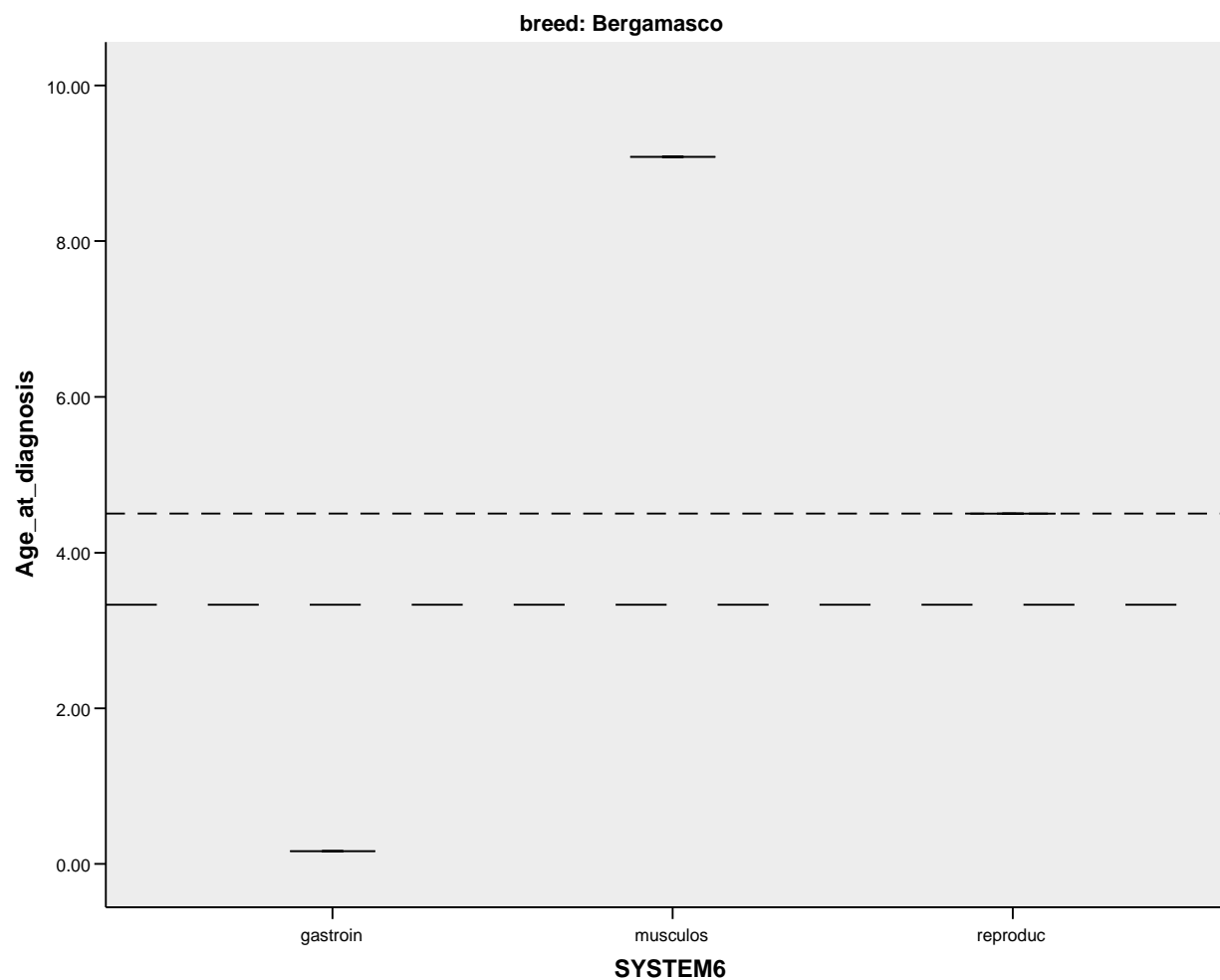


Figure 5. Box and whisker plot of age at diagnosis in years for the most common disease conditions in descending order for the Bergamasco breed (N=3 dogs with 3 conditions with age reported). The dashed line (---) is the overall median age at diagnosis for all dogs in the survey and the dotted line (----) is the overall median age at diagnosis for the Bergamasco breed. The solid line within each grey box represents the median age at diagnosis from the condition.

Table 3. Disease conditions by organ system/category for the Bergamasco breed.

Disease condition	All conditions		Most common specific conditions in descending order
	N	%	
1 Gastrointestinal	1	33.3	IBD
2 Musculoskeletal	1	33.3	Arthritis (hindlimbs)
3 Reproductive	1	33.3	False pregnancy
Total	3	100.0	