

Report from the Kennel Club/
British Small Animal Veterinary Association
Scientific Committee

Summary results of the
Purebred Dog Health Survey
for Basset Hounds

Warning: The results of this survey and particularly the breed-specific analyses should be interpreted with caution. The overall response rate was only 24% with breed-specific response rates from 4.5% to 64.7%.

Basset Hounds

A total of 500 forms were sent out and 88 were returned, representing 226 live dogs. This breed had a 17.6 % response rate (88/500) and it represented 0.64% of all returns (88/13,741).

Mortality data

A total of 142 deaths were reported and this represents 0.89 % of all deaths reported in the survey (142/15,881). The median age at death for Basset Hounds was 11 years and 4 months (min = 3 months, max = 16 years and 8 months) and this was higher than the overall median of 11 years and 3 months (Figure 1). Table 1 shows the causes of death for Basset Hounds. Age at death is presented for the most common causes of death (Figure 2).

Table 1. Causes of death by organ system/category for Basset Hounds.

Cause of death	N	%	Most common specific causes in descending order
1 Cancer	44	31.0	Unspecified
2 Old age	19	13.4	Old age unspecified; old age euthanased
3 Gastrointestinal	16	11.3	Gastric dilatation/volvulus (GDV)
4 Cardiac	11	7.7	Heart failure; heart attack
5 Neurologic	8	5.6	Seizures; spinal or back or vertebral disease unspecified
6 Urologic	8	5.6	Chronic kidney failure
7 Cerebral vascular	7	4.9	Stroke or cerebral vascular accident
8 Combinations	5	3.5	
9 Other	5	3.5	Uncodeable
10 Trauma	5	3.5	Road traffic accident
11 Dermatologic	2	1.4	Skin disease unspecified
12 Hepatic	2	1.4	Liver failure chronic or unspecified
13 Musculoskeletal	2	1.4	Arthritis; hip dysplasia and spondylitis
14 Reproductive	2	1.4	Prostatomegaly; pyometra
15 Respiratory	2	1.4	Pneumonia; respiratory failure
16 Senility	2	1.4	
17 Ocular	1	0.7	Glaucoma
18 Perioperative	1	0.7	
Total	142	100.0	

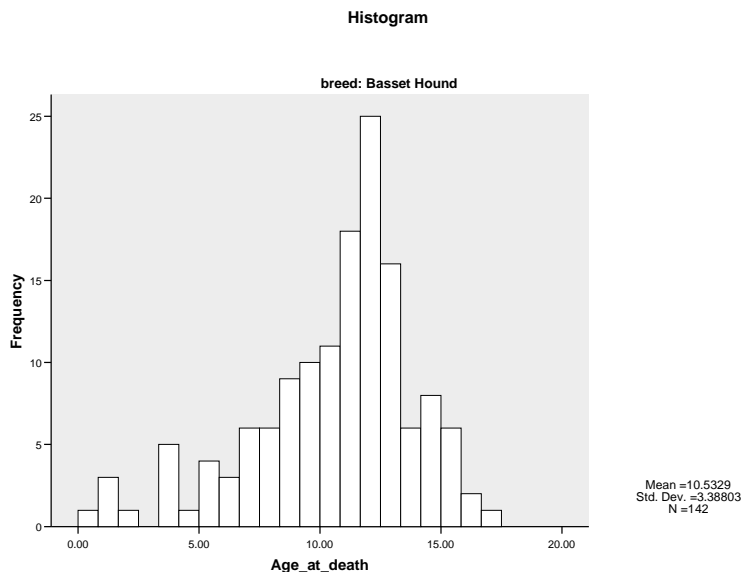


Figure 1. Histogram showing the frequency (as number of dogs) of age at death (in years) for the 142 Basset Hound deaths with age at death reported.

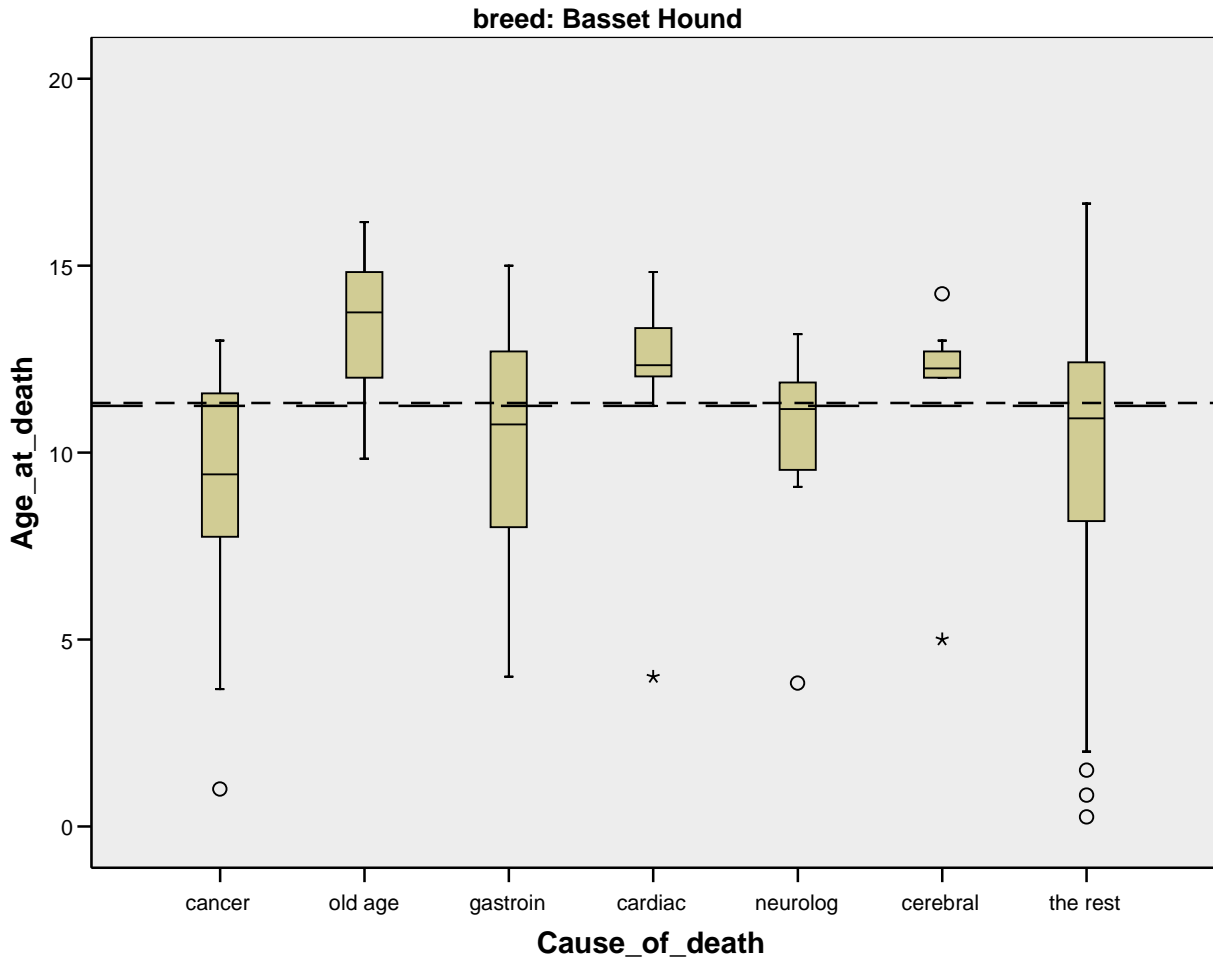


Figure 2. Box and whisker plot of age at death in years for the most common causes of death in Basset Hounds (N=142). The dashed line (---) is the overall median age at death for all dogs in the survey and the dotted line (----) is the overall median age of death for Basset Hounds. The solid line within each grey box represents the median age at death from the condition.

Morbidity data

The median current age of the 226 live dogs with a reported age was 6 years and 3 months (min=3 months, max=15 years and 3 months, Figure 3). Health information was reported for 226 live dogs of which 109 (48%) were healthy and 117 (52%) had at least one reported health condition, resulting in a total of 251 reported conditions with a median of 2 conditions/dog (min=1, max=9).

The median current age of all healthy dogs with a reported age (N=109) was 5 years (min=3 months, max=13 years and 6 months). The distribution of gender and neuter status is shown in Table 2.

The median current age of all dogs with one or more disease conditions and a reported age (N=117) was 7 years and 4 months (min=10 months, max=15 years and 3 months). The median age at diagnosis for all disease occurrences with a reported age at diagnosis (N=236) was 3 years and 8 months (min= 2 months, max= 15 years, Figure 4). Table 3 shows the disease conditions for Basset Hounds. Age at diagnosis is presented for the most common disease conditions (Figure 5).

Table 2. Distribution of gender and neuter status for 222 Basset Hounds with reported gender and neuter status.

Gender	Neuter status		Totals
	Intact	Neutered	
Female	58	72	130 (59%)
Male	59	33	92 (41%)
Totals	117 (53%)	105 (47%)	222 (100%)

Significantly more females were neutered (P=0.0041).

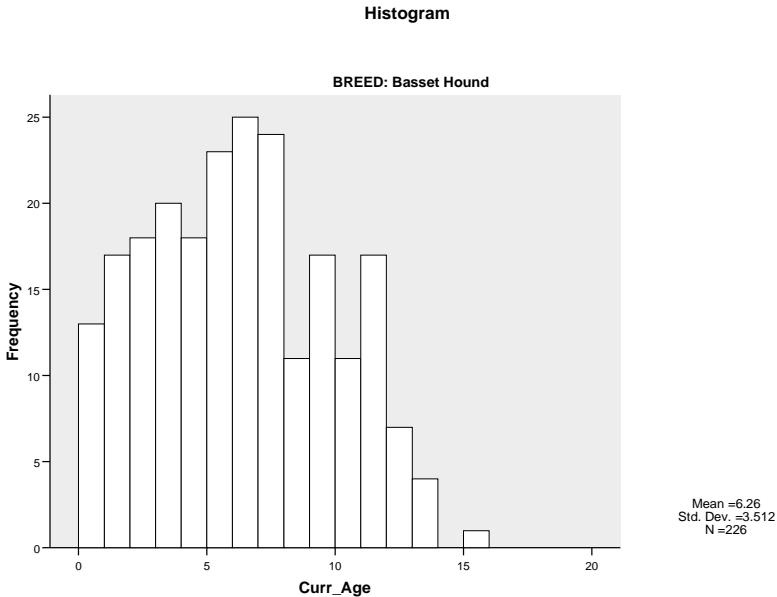


Figure 3. Histogram showing frequency of current age in years for the 226 live Basset Hounds with age reported.

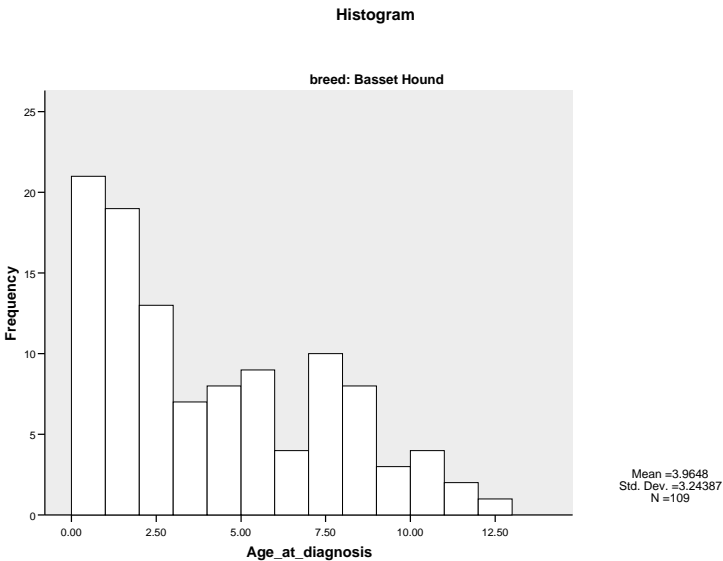


Figure 4. Histogram showing frequency of age at diagnosis for the 109 Basset Hounds with one or more disease conditions, using the youngest age at which a disease condition was first reported for those dogs with more than one disease condition or episode.

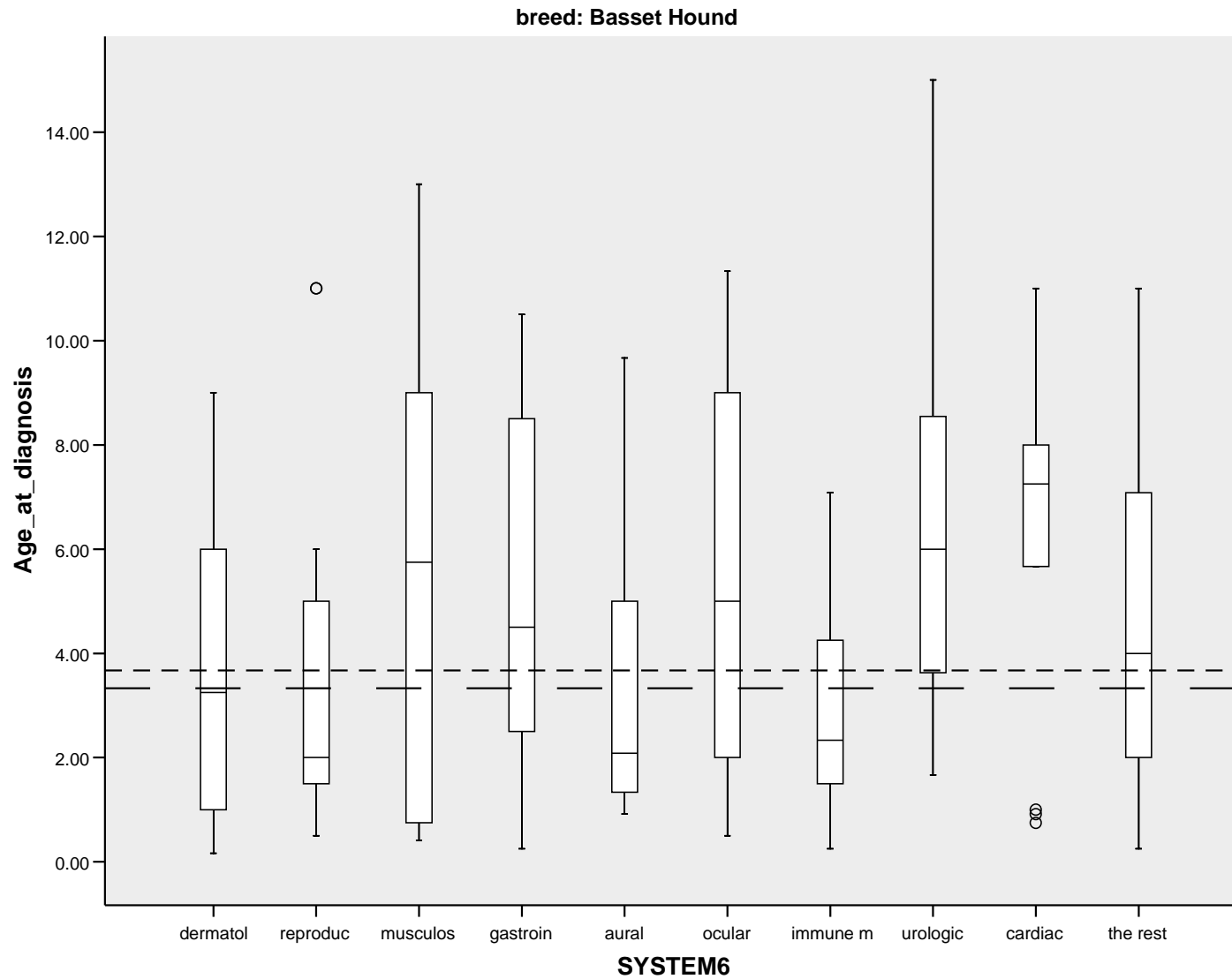


Figure 5. Box and whisker plot of age at diagnosis in years for the most common disease conditions in descending order for Basset Hounds (N=117 dogs with 236 conditions with age reported). The dashed line (---) is the overall median age at diagnosis for all dogs in the survey and the dotted line (----) is the overall median age at diagnosis for Basset Hounds. The solid line within each grey box represents the median age at diagnosis from the condition.

Table 3. Disease conditions by organ system/category for Basset Hounds.

Disease condition	All conditions		Most common specific conditions in descending order
	N	%	
1 Dermatologic	45	17.9	Dermatitis; fungal skin infection; sebaceous cyst; recurrent pyoderma
2 Reproductive	34	13.5	False pregnancy; pyometra; prostatomegaly; dystochia (physical blockage>uterine inertia)
3 Musculoskeletal	28	11.2	Arthritis; lameness (unspecified>forelimb); CLR; panosteitis; prognathism
4 Gastrointestinal	21	8.4	GDV; colitis; foreign body obstruction; IBD; pancreatitis; vomiting
5 Aural	18	7.2	Otitis externa; aural haematoma; excessive ear wax
6 Ocular	18	7.2	Cataracts; glaucoma; cherry eye; entropion; lens luxation
7 Immune mediated	16	6.4	Food allergy; gluten-sensitive enteropathy; atopy; dust mites; DLE; flea allergy
8 Cardiac	13	5.2	Heart murmur
9 Urologic	10	4.0	Cystitis; cystouroliths (mixed=unspecified=struvite); incontinence
10 Neurologic	8	3.2	Seizures or fits or idiopathic epilepsy
11 Unknown	7	2.8	Undiagnosed illness
12 Endocrine	6	2.4	Hypothyroidism; Addison's disease; diabetes insipidus; diabetes mellitus
13 Respiratory	6	2.4	Kennel cough; rhinitis; long soft palate; tracheal collapse
14 Benign neoplasia	5	2.0	Lipoma
15 Cancer	5	2.0	Type unspecified
16 Dental	4	1.6	Retained puppy teeth; dental disease
17 Behaviour	3	1.2	Aggression; unspecified
18 Trauma	2	0.8	Musculoskeletal; neurologic
19 Anal gland	1	0.4	Anal sacculitis
20 Hepatic	1	0.4	Hepatitis
Total	251	100.0	

DLE=discoid lupus erythematosus