



**THE KENNEL CLUB
DOG HEALTH**

Weimaraner

Pedigree Breed Health Survey

Forms were received representing 372 living dogs & 76 deceased dogs.

Mortality results

A total of 76 deaths were reported, representing 1.35% of all deaths reported in the Pedigree Breed Health survey. The median longevity for the Weimaraner was 10 years (Figure 1). Table 1 shows the causes of death for the breed. Age at death is presented for the most common causes in Figure 2.

Table 1 The twenty most common causes of death/reasons for euthanasia (N = 76 deceased dogs).

Cause of death	Number of cases	Proportion (%)
Old Age	13	17.57
Cancer - unspecified	9	12.16
Cardiac heart Failure	7	9.46
Gastric dilation-volvulus syndrome GDV Bloat	6	8.11
Unknown	6	8.11
Brain tumour	4	5.41
Lymphoma	4	5.41
Aggression	2	2.70
Bladder tumour	2	2.70
Cardiomyopathy	2	2.70
Pancreatitis	2	2.70
Seizure	2	2.70
Aural Ear tumour	1	1.35
Bone tumour	1	1.35
Cushing's Disease	1	1.35
Gastric tumour	1	1.35
Ingested Foreign Object	1	1.35
Liver Failure	1	1.35
Liver tumour	1	1.35
Mast cell tumour	1	1.35

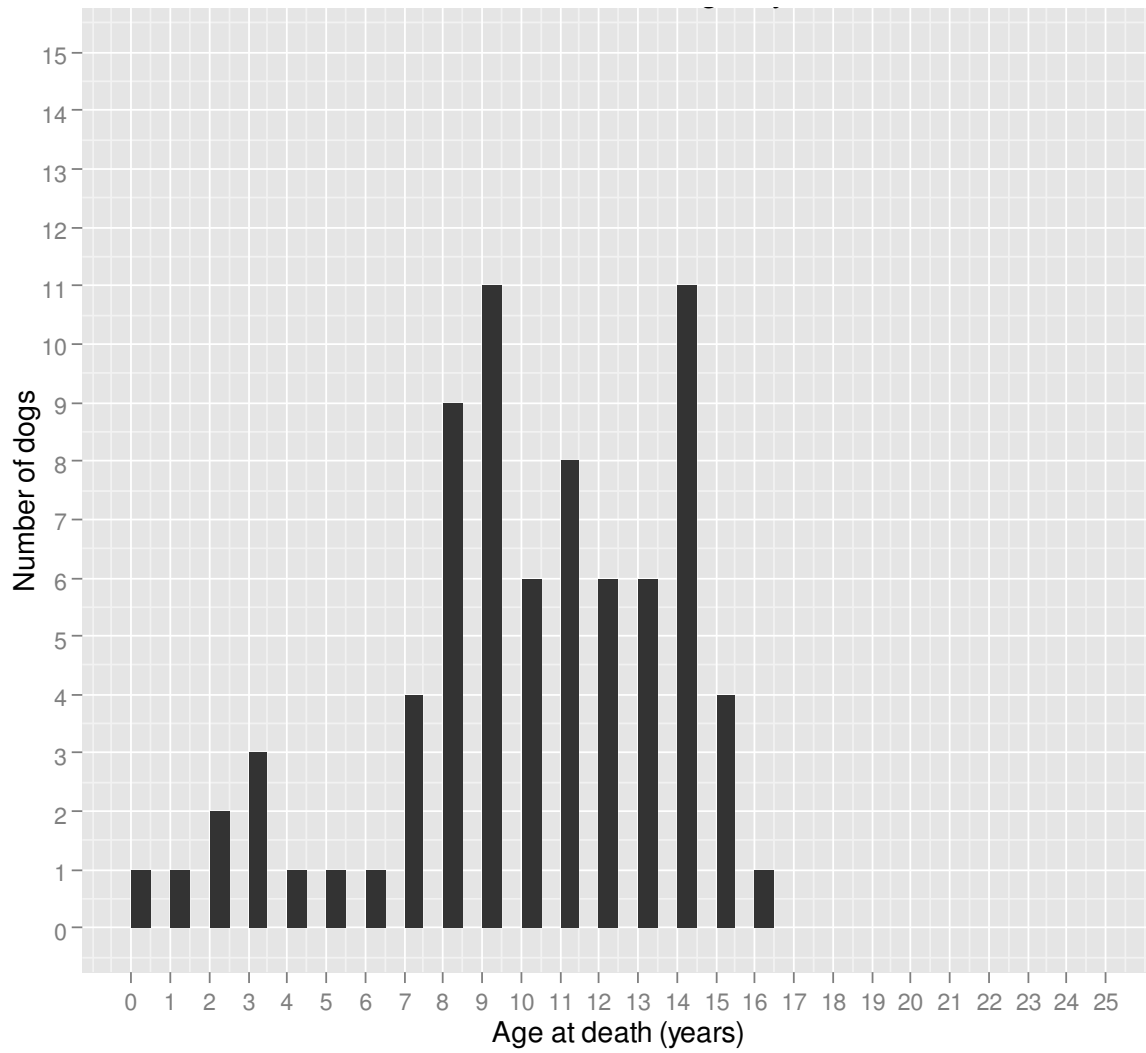


Figure 1: Histogram of the longevity for 76 reported deaths: overall median age at death was 10 years (minimum= 0 years, maximum= 16 years); mean age at death was 9.95 years

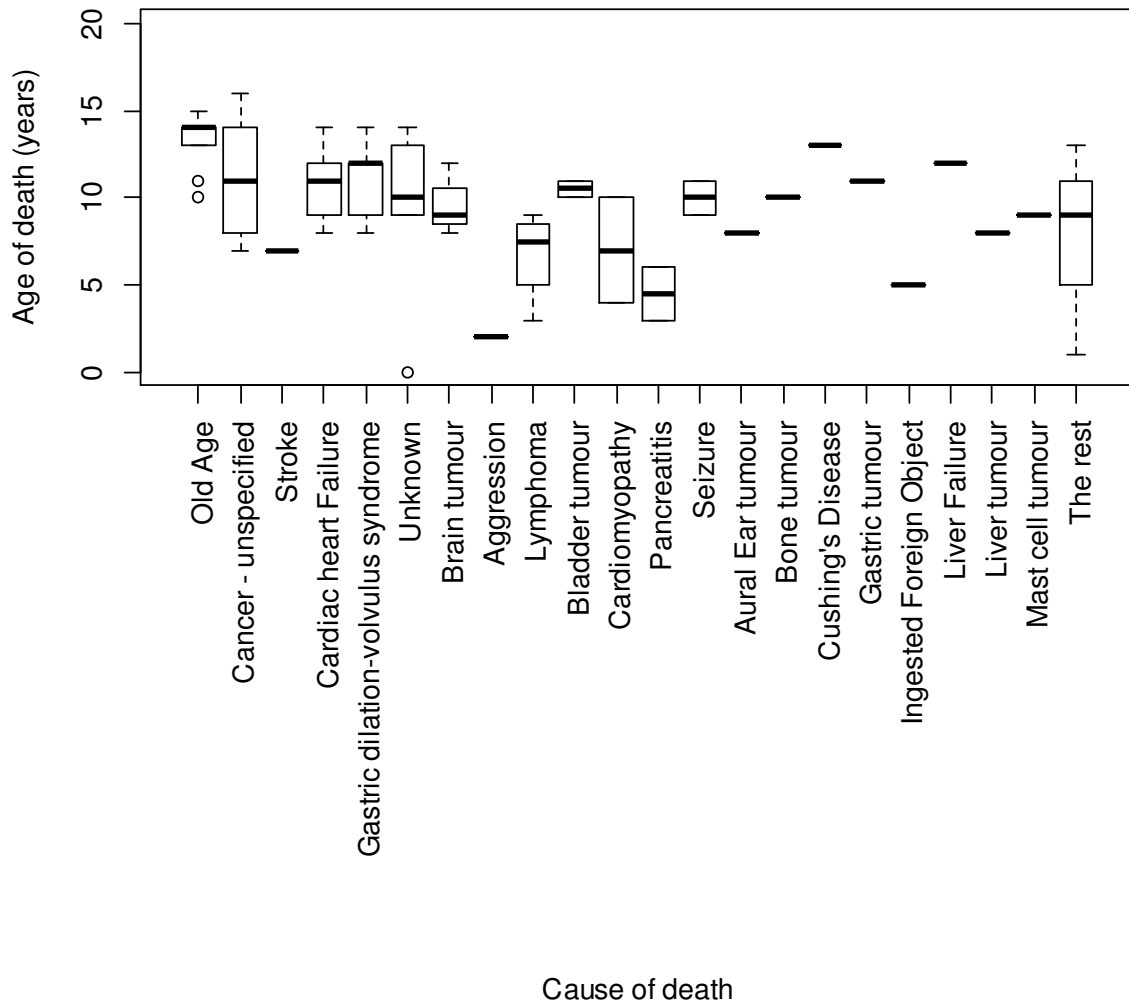


Figure 2: Box and whisker plot of age at death in years for the twenty most common causes of death (N= 76). The solid line within each box represents the median age of death from the condition. The box represents 50% of the dogs and the whiskers represent 95% of the dogs for each condition. The circles (o) represent possible outliers

Morbidity results

The 372 live Weimaraners represented 0.86% of total dogs in the survey. The median age of live dogs for the breed was 5 years (Table 2). Of the 372 Weimaraners which the survey covers, 209 had reported no conditions and 163 reported affected by at least one condition (min = 1 condition(s), max = 8 conditions), giving a total of 342 incidents of conditions.

The gender, neuter status and age of neutering summary statistics for Weimaraners are shown in Table 3. There were 313 dogs with responses for Body Condition displayed in Table 4.

The median age the dogs were first affected by a condition was 4 years (min = 0 years, max= 12 years, Figure 3). The ages for the most common conditions is displayed in Figure 4. Table 5 shows the frequency of occurrence of all reported disease conditions for the Weimaraner.

Table 2: The summary statics for the dogs' current age when survey was completed

Number of Dogs	Mean age (years)	Median age (years)	Min age (years)	Max age (years)
372	5.08	5	0	20

Table 3: Gender, neuter status and age summary statistics for dogs where gender and neuter status was reported

Sex	Neuter status	Age known	Count	Mean age neutered (years)	Median age neutered (years)	Min age neutered (years)	Max age neutered (years)
Female	Neutered	Yes	122	1.80	1	0	10
Female	Neutered	No	1	NA	NA	NA	NA
Female	Not neutered	No	58	NA	NA	NA	NA
Female	Unknown	No	7	NA	NA	NA	NA
Male	Neutered	Yes	90	1.3	1	0	9
Male	Neutered	No	1	NA	NA	NA	NA
Male	Not neutered	No	87	NA	NA	NA	NA
Male	Unknown	No	6	NA	NA	NA	NA

Table 4: The body condition comment and the age of the dog when this comment was made

Body condition	Count	Mean age (years)	Median age (years)	Min age (years)	Max age (years)
No comment was made by vet	17	6.12	6	0	12
Normal	264	4.22	4	0	15
Somewhat overweight	25	6.68	8	0	10
Somewhat underweight	6	10.67	10.5	7	14
Very underweight	1	0.00	0	0	0

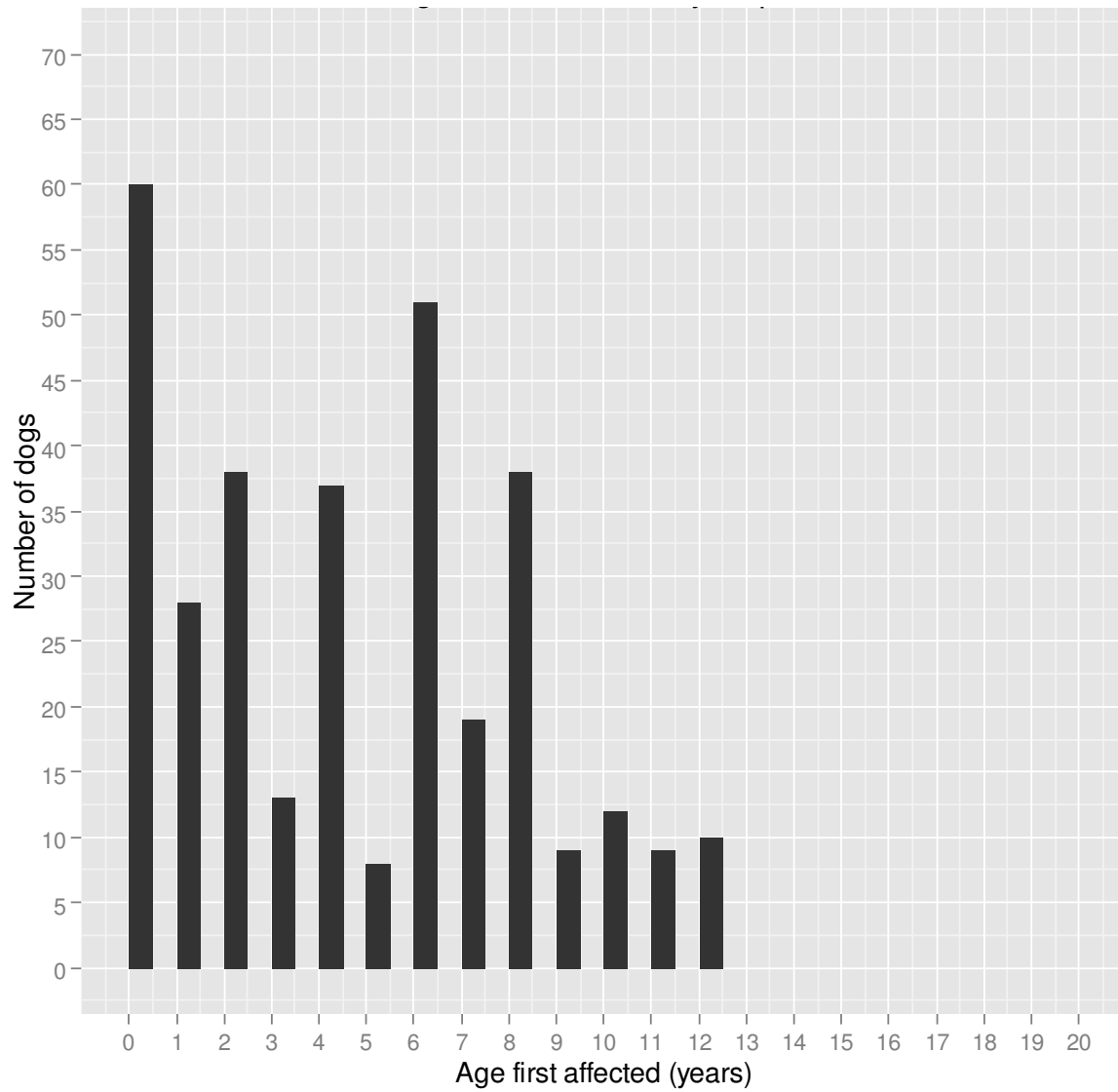


Figure 3: Histogram showing frequency of known age at diagnosis for the disease conditions reported

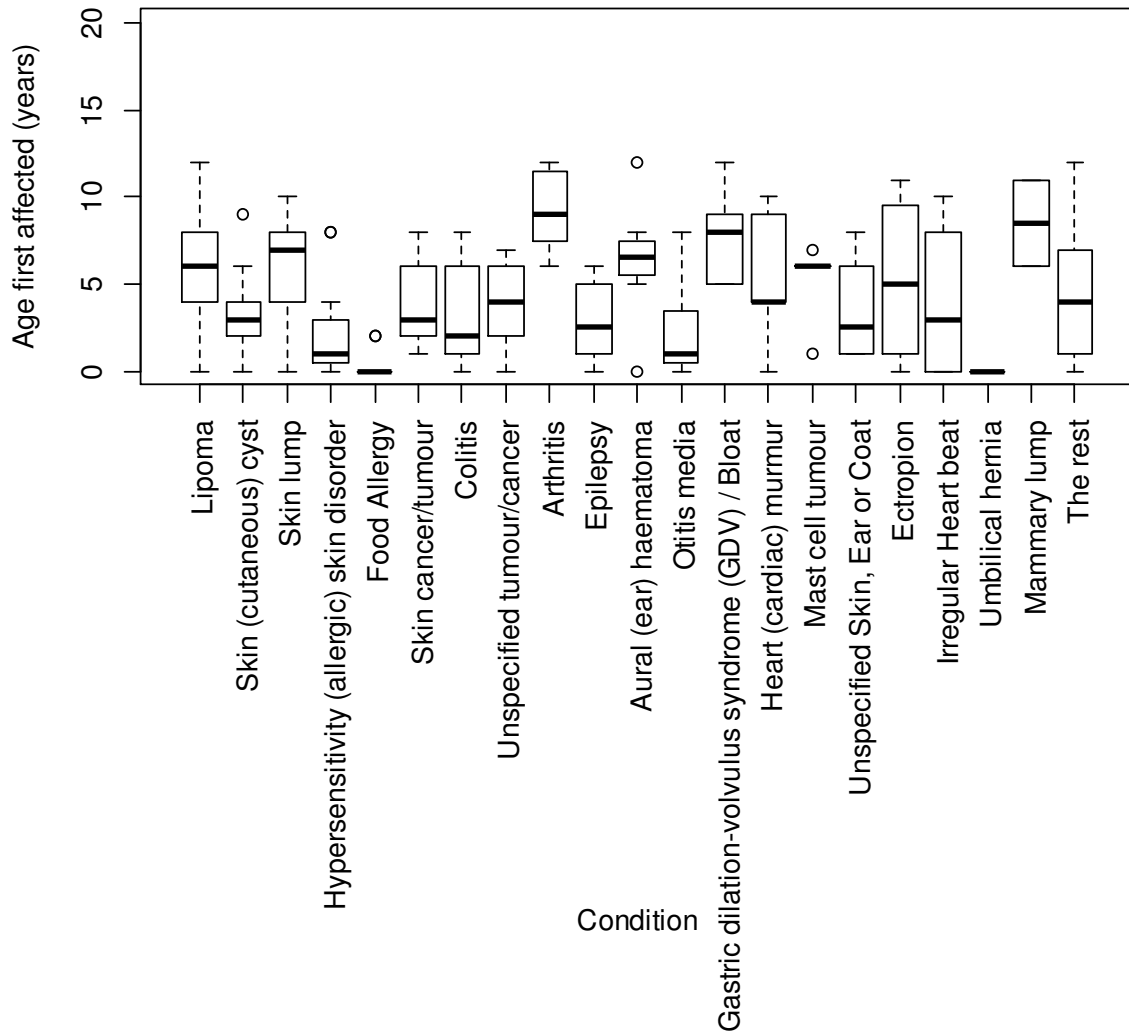


Figure 4: Box and whisker plot of age at diagnosis in years for the most common disease conditions in descending order. The solid line within each box represents the median age at diagnosis from the condition. The box represents 50% of the dogs and the whiskers represent 95% of the dogs for each condition. The circles (o) represent possible outliers

Table 5: The most commonly reported disease conditions in descending order for the breed (N = 372 live dogs)

Condition	Number of cases of disease	Proportion (%)	Prevalence (%)
Lipoma	70	20.47	18.82
Skin (cutaneous) cyst	21	6.14	5.65
Skin lump	12	3.51	3.23
Hypersensitivity (allergic) skin disorder	11	3.22	2.96
Food Allergy	10	2.92	2.69
Skin cancer/tumour	10	2.92	2.69
Colitis	9	2.63	2.42
Arthritis	8	2.34	2.15
Aural (ear) haematoma	8	2.34	2.15
Epilepsy	8	2.34	2.15
Unspecified tumour/cancer	8	2.34	2.15
Otitis media	7	2.05	1.88
Gastric dilation-volvulus syndrome (GDV) / Bloat	6	1.75	1.61
Heart (cardiac) murmur	5	1.46	1.34
Mast cell tumour	5	1.46	1.34
Unspecified Skin, Ear or Coat	5	1.46	1.34
Ear lump	4	1.17	1.08
Ectropion	4	1.17	1.08
Irregular Heart beat	4	1.17	1.08
Mammary lump	4	1.17	1.08

Proportion of morbidity as %= N/342 disease conditions, prevalence %= N/372 live dogs

Summary

From the dogs surveyed most Weimaraners were not affected by a disease condition (56.18 %). The most commonly reported disease condition in live dogs was lipoma. The most commonly reported cause of death was old age.