



**THE KENNEL CLUB  
DOG HEALTH**

**Old English Sheepdog**

**Pedigree Breed Health Survey**

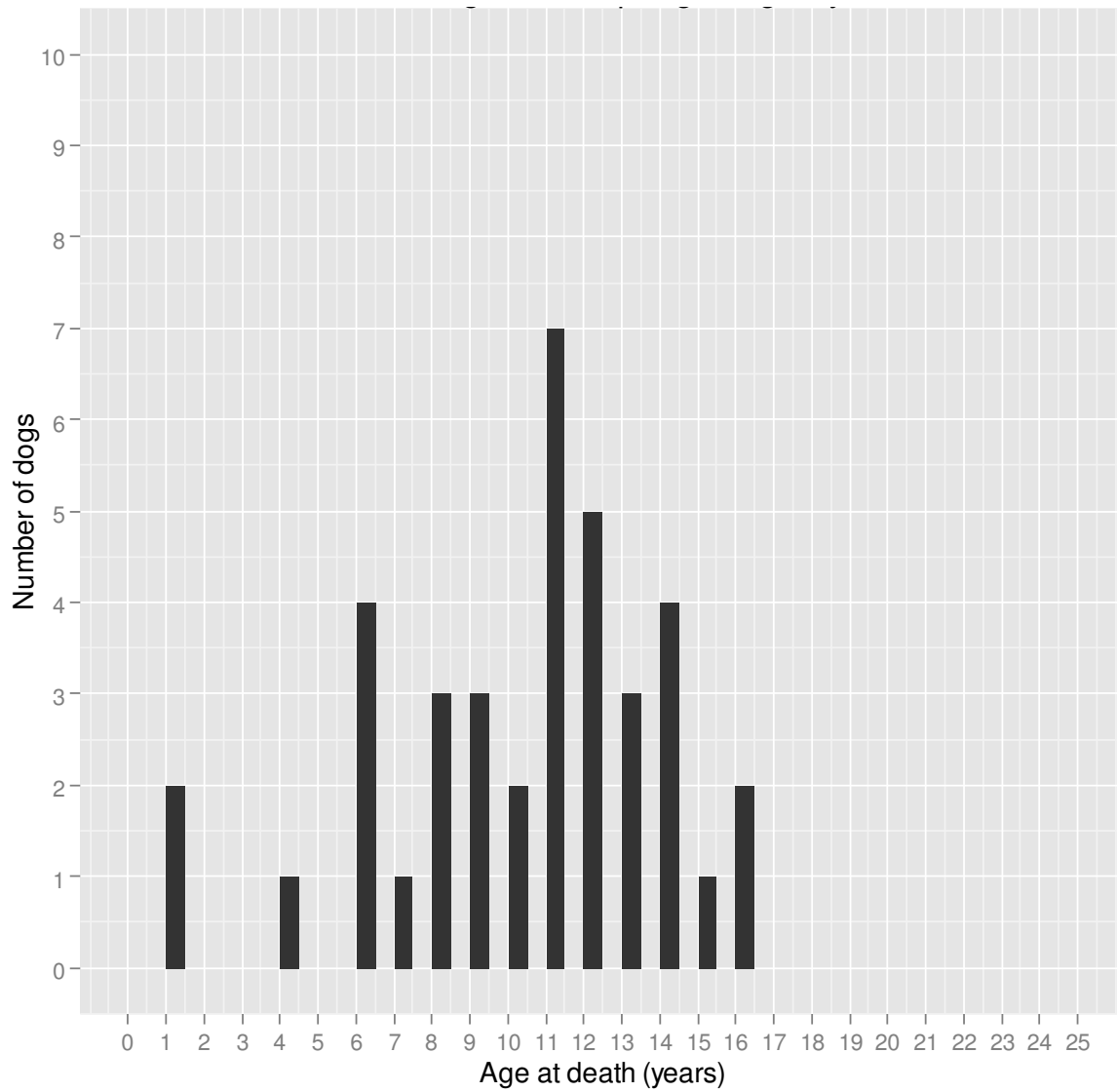
Forms were received representing 166 living dogs & 38 deceased dogs.

**Mortality results**

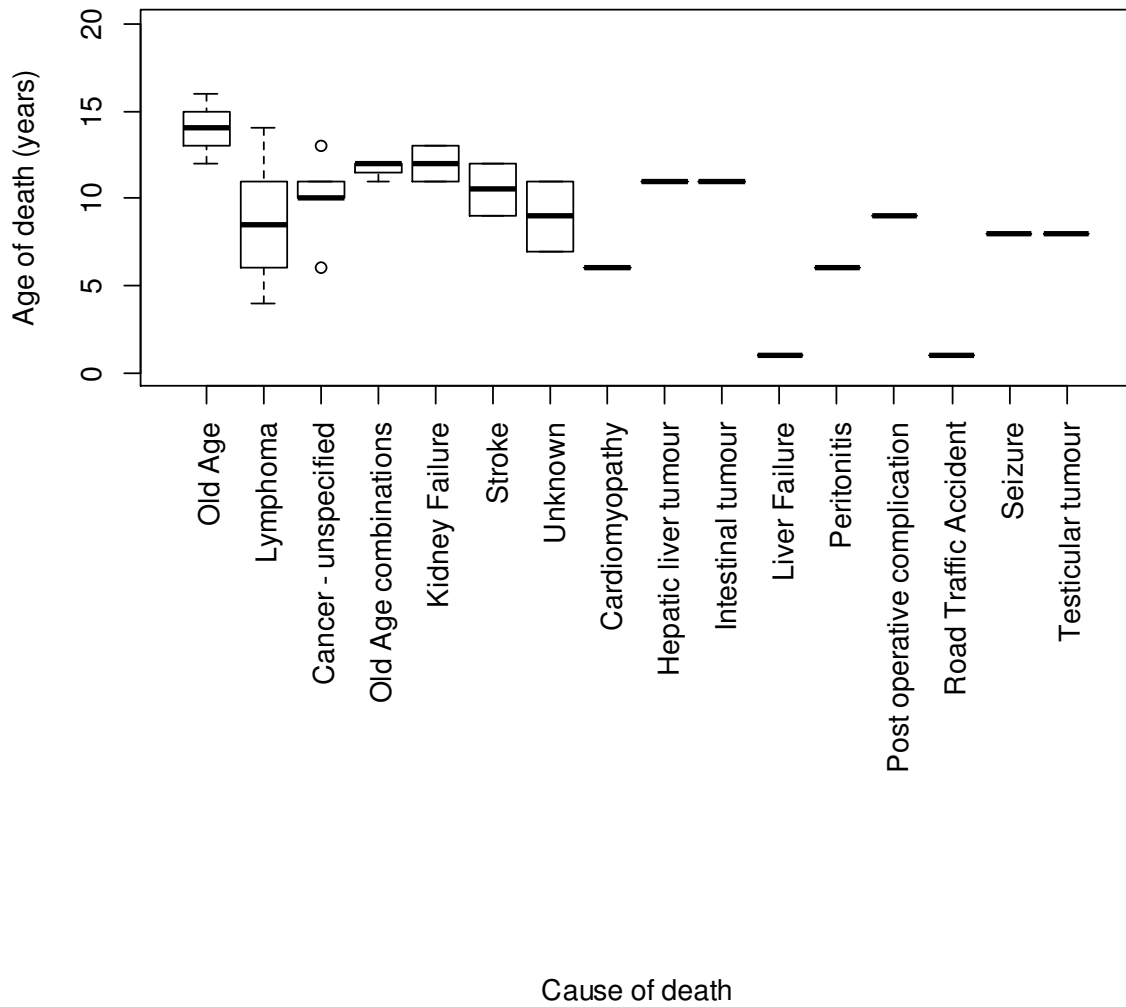
A total of 38 deaths were reported, representing 0.68% of all deaths reported in the Pedigree Breed Health survey. The median age for the Old English Sheepdog was 11 years (Figure 1). Table 1 shows the causes of death for the breed. Age at death is presented for the most common causes in Figure 2.

**Table 1** The most common causes of death/reasons for euthanasia (N = 38 deceased dogs).

<b>Cause of death</b>	<b>Number of cases</b>	<b>Proportion (%)</b>
Old Age	9	23.68
Lymphoma	6	15.79
Cancer - unspecified	5	13.16
Old Age combinations	3	7.89
Kidney Failure	2	5.26
Stroke	2	5.26
Unknown	2	5.26
Cardiomyopathy	1	2.63
Hepatic liver tumour	1	2.63
Intestinal tumour	1	2.63
Liver Failure	1	2.63
Peritonitis	1	2.63
Post operative complication	1	2.63
Road Traffic Accident	1	2.63
Seizure	1	2.63
Testicular tumour	1	2.63



**Figure 1:** Histogram of the longevity for 38 reported deaths: overall median age at death was 11 years (minimum= 1 years, maximum= 16 years); mean age at death was 10.18 years



**Figure 2:** Box and whisker plot of age at death in years for the most common causes of death (N=38). The solid line within each box represents the median age of death from the condition. The box represents 50% of the dogs and the whiskers represent 95% of the dogs for each condition. The circles (o) represent possible outliers

## **Morbidity results**

The 166 live Old English Sheepdogs represented 0.39% of total dogs in the survey. The median age of live dogs for the breed was 4 years (Table 2). Of the 166 Old English Sheepdogs which the survey covers, 113 had reported no conditions and 53 reported affected by at least one condition (min = 1 condition(s), max = 7 conditions), giving a total of 95 incidents of conditions.

The gender, neuter status and age of neutering summary statistics for Old English Sheepdogs are shown in Table 3. There were 135 dogs with responses for Body Condition displayed in Table 4.

The median age the dogs were first affected by a condition was 4 years (min = 0 years, max= 11 years, Figure 3). The ages for the most common conditions is displayed in Figure 4. Table 5 shows the frequency of occurrence of all reported disease conditions for the Old English Sheepdogs.

**Table 2:** The summary statistics for the dogs' current age when survey was completed

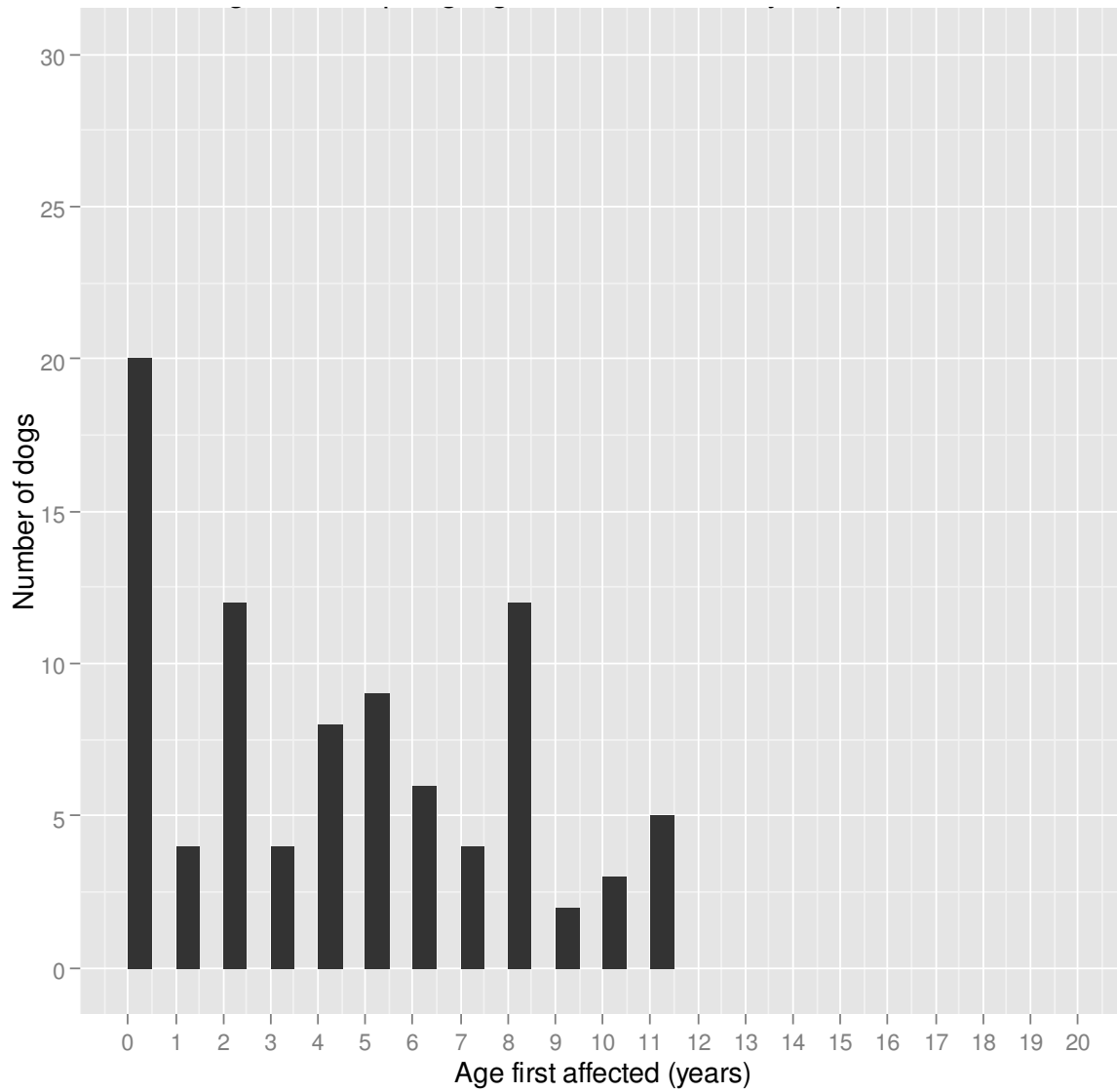
<b>Number of Dogs</b>	<b>Mean age (years)</b>	<b>Median age (years)</b>	<b>Min age (years)</b>	<b>Max age (years)</b>
166	4.51	4	0	16

**Table 3:** Gender, neuter status and age summary statistics for dogs where gender and neuter status was reported

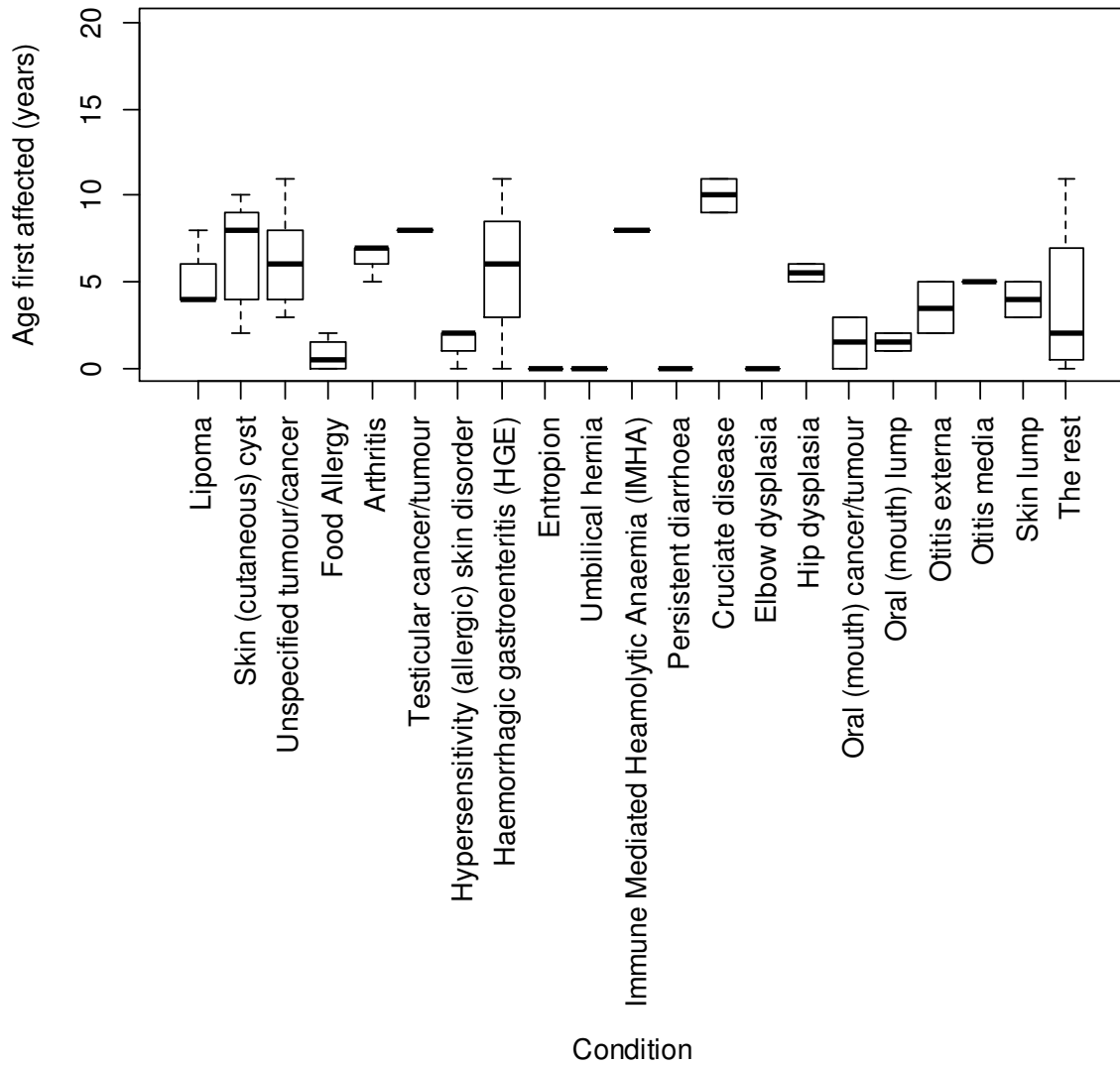
<b>Sex</b>	<b>Neuter status</b>	<b>Age known</b>	<b>Count</b>	<b>Mean age neutered (years)</b>	<b>Median age neutered (years)</b>	<b>Min age neutered (years)</b>	<b>Max age neutered (years)</b>
Female	Neutered	Yes	40	1.80	1	0	9
Female	Not neutered	No	38	NA	NA	NA	NA
Female	Unknown	No	1	NA	NA	NA	NA
Male	Neutered	Yes	28	1.93	1	0	8
Male	Neutered	No	1	NA	NA	NA	NA
Male	Not neutered	No	58	NA	NA	NA	NA

**Table 4:** The body condition comment and the age of the dog when this comment was made

<b>Body condition</b>	<b>Count</b>	<b>Mean age (years)</b>	<b>Median age (years)</b>	<b>Min age (years)</b>	<b>Max age (years)</b>
No comment was made by vet	9	3.33	2	0	10
Normal	109	3.23	2	0	14
Somewhat overweight	8	5.13	4.5	4	8
Somewhat underweight	6	5.83	6	1	11
very overweight	1	6.00	6	6	6
Very underweight	2	0.00	0	0	0



**Figure 3:** Histogram showing frequency of known age at diagnosis for the disease conditions reported



**Figure 4:** Box and whisker plot of age at diagnosis in years for the most common disease conditions in descending order. The solid line within each box represents the median age at diagnosis from the condition. The box represents 50% of the dogs and the whiskers represent 95% of the dogs for each condition. The circles (o) represent possible outliers

**Table 5:** The most commonly reported disease conditions in descending order for the breed (N = 166 live dogs)

Condition	Number of cases of disease	Proportion (%)	Prevalence (%)
Lipoma	8	8.42	4.82
Skin (cutaneous) cyst	8	8.42	4.82
Unspecified tumour/cancer	6	6.32	3.61
Arthritis	4	4.21	2.41
Food Allergy	4	4.21	2.41
Hypersensitivity (allergic) skin disorder	4	4.21	2.41
Testicular cancer/tumour	4	4.21	2.41
Entropion	3	3.16	1.81
Haemorrhagic gastroenteritis (HGE)	3	3.16	1.81
Umbilical hernia	3	3.16	1.81
Cruciate disease	2	2.11	1.20
Elbow dysplasia	2	2.11	1.20
Hip dysplasia	2	2.11	1.20
Immune Mediated Hemolytic Anaemia (IMHA)	2	2.11	1.20
Oral (mouth) cancer/tumour	2	2.11	1.20
Oral (mouth) lump	2	2.11	1.20
Otitis externa	2	2.11	1.20
Otitis media	2	2.11	1.20
Persistent diarrhoea	2	2.11	1.20
Skin lump	2	2.11	1.20

Proportion of morbidity as %= N/95 disease conditions, prevalence %= N/166 live dogs

### **Summary**

From the dogs surveyed, most Old English Sheepdogs were not affected by a disease condition (66.86 %). There were 29 reported disease conditions that represented an equal proportion of affected live dogs; these conditions were lipoma and skin (cutaneous) cyst. The most commonly reported cause of death was old age.