



**THE KENNEL CLUB  
DOG HEALTH**

## **Golden Retriever**

### **Pedigree Breed Health Survey**

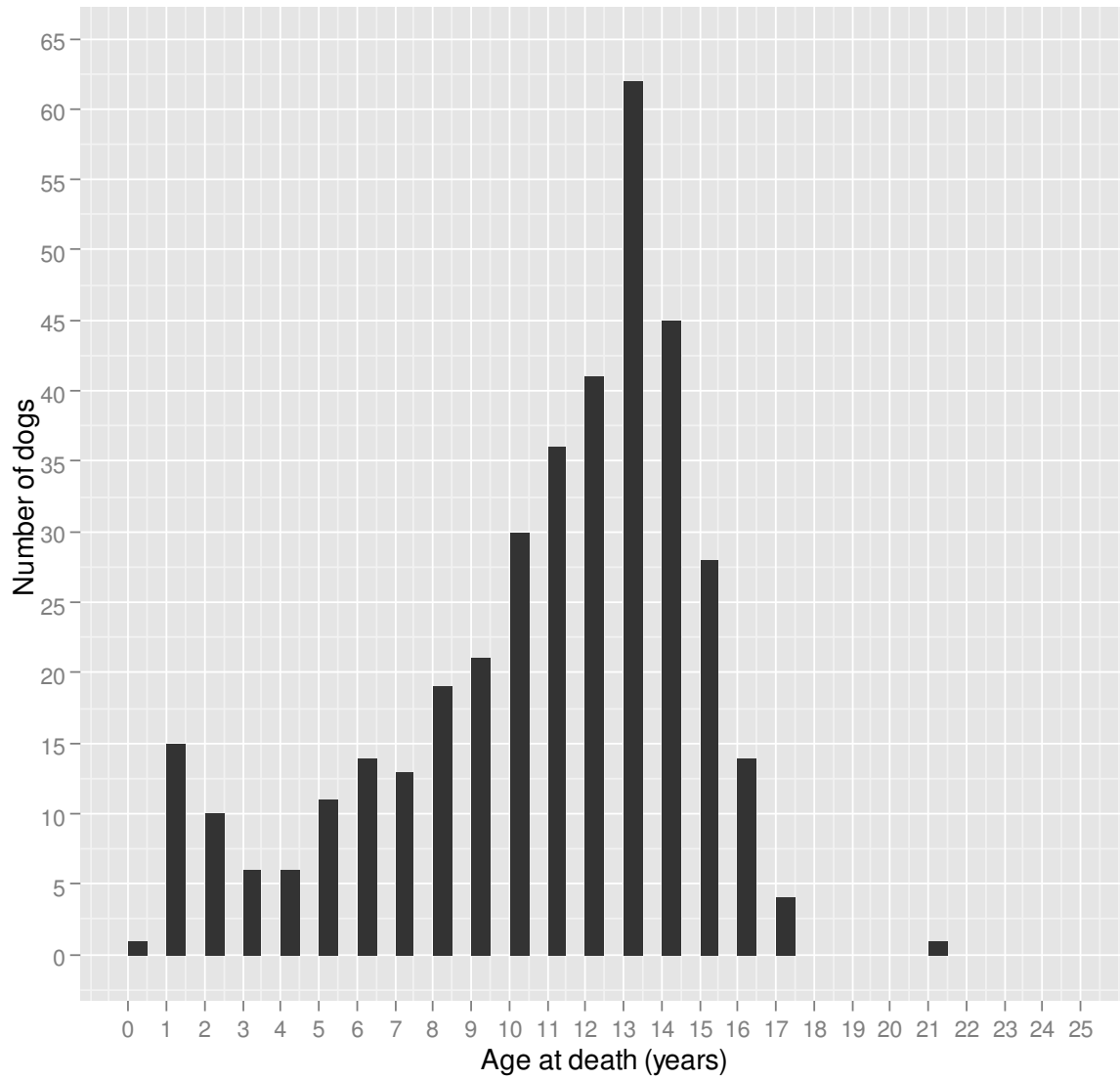
Forms were received representing 2,059 living dogs & 377 deceased dogs.

#### **Mortality results**

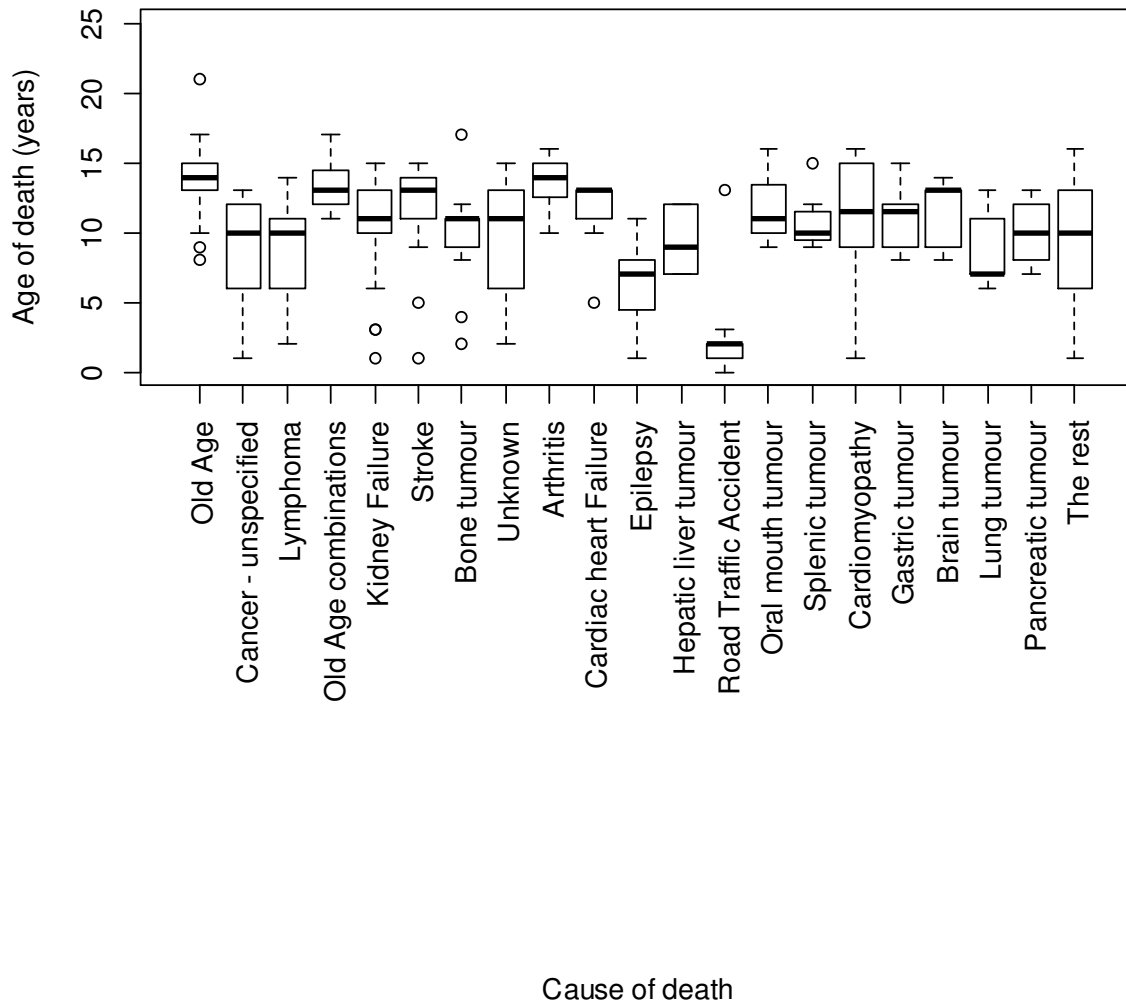
A total of 377 deaths were reported, representing 6.72% of all deaths reported in the Pedigree Breed Health survey. The median longevity for the Golden Retriever was 12 years (Figure 1). Table 1 shows the causes of death for the breed. Age at death is presented for the most common causes in Figure 2.

**Table 1** The twenty most common causes of death/reasons for euthanasia (N = 377 deceased dogs).

<b>Cause of death</b>	<b>Number of cases</b>	<b>Proportion (%)</b>
Old Age	75	19.89
Cancer - unspecified	27	7.16
Lymphoma	22	5.84
Old Age combinations	19	5.04
Kidney Failure	17	4.51
Stroke	17	4.51
Bone tumour	13	3.45
Unknown	13	3.45
Arthritis	11	2.92
Cardiac heart Failure	11	2.92
Epilepsy	11	2.92
Hepatic liver tumour	9	2.39
Road Traffic Accident	9	2.39
Oral mouth tumour	8	2.12
Splenic tumour	7	1.86
Cardiomyopathy	6	1.59
Gastric tumour	6	1.59
Brain tumour	5	1.33
Lung tumour	5	1.33
Pancreatic tumour	5	1.33



**Figure 1:** Histogram of the longevity for 377 reported deaths: overall median age at death was 12 years (minimum= 0 years, maximum= 21 years); mean age at death was 10.62 years



**Figure 2:** Box and whisker plot of age at death in years for the twenty most common causes of death (N=377). The solid line within each box represents the median age of death from the condition. The box represents 50% of the dogs and the whiskers represent 95% of the dogs for each condition. The circles (o) represent possible outliers

## **Morbidity results**

The 2,059 live Golden Retrievers represented 4.81% of total dogs in the survey. The median age of live dogs for the breed was 4 years (Table 2). Of the 2,059 Golden Retrievers which the survey covers, 1,343 had reported no conditions and 716 reported affected by at least one condition (min = 1 condition(s), max = 16 conditions), giving a total of 1,379 incidents of conditions.

The gender, neuter status and age of neutering summary statistics for Golden Retrievers are shown in Table 3. There were 1,818 dogs with responses for Body Condition displayed in Table 4.

The median age the dogs were first affected by a condition was 3 years (min = 0 years, max= 15 years, Figure 3). The ages for the most common conditions is displayed in Figure 4. Table 5 shows the frequency of occurrence of all reported disease conditions for the Golden Retriever.

**Table 2:** The summary statistics for the dogs' current age when survey was completed

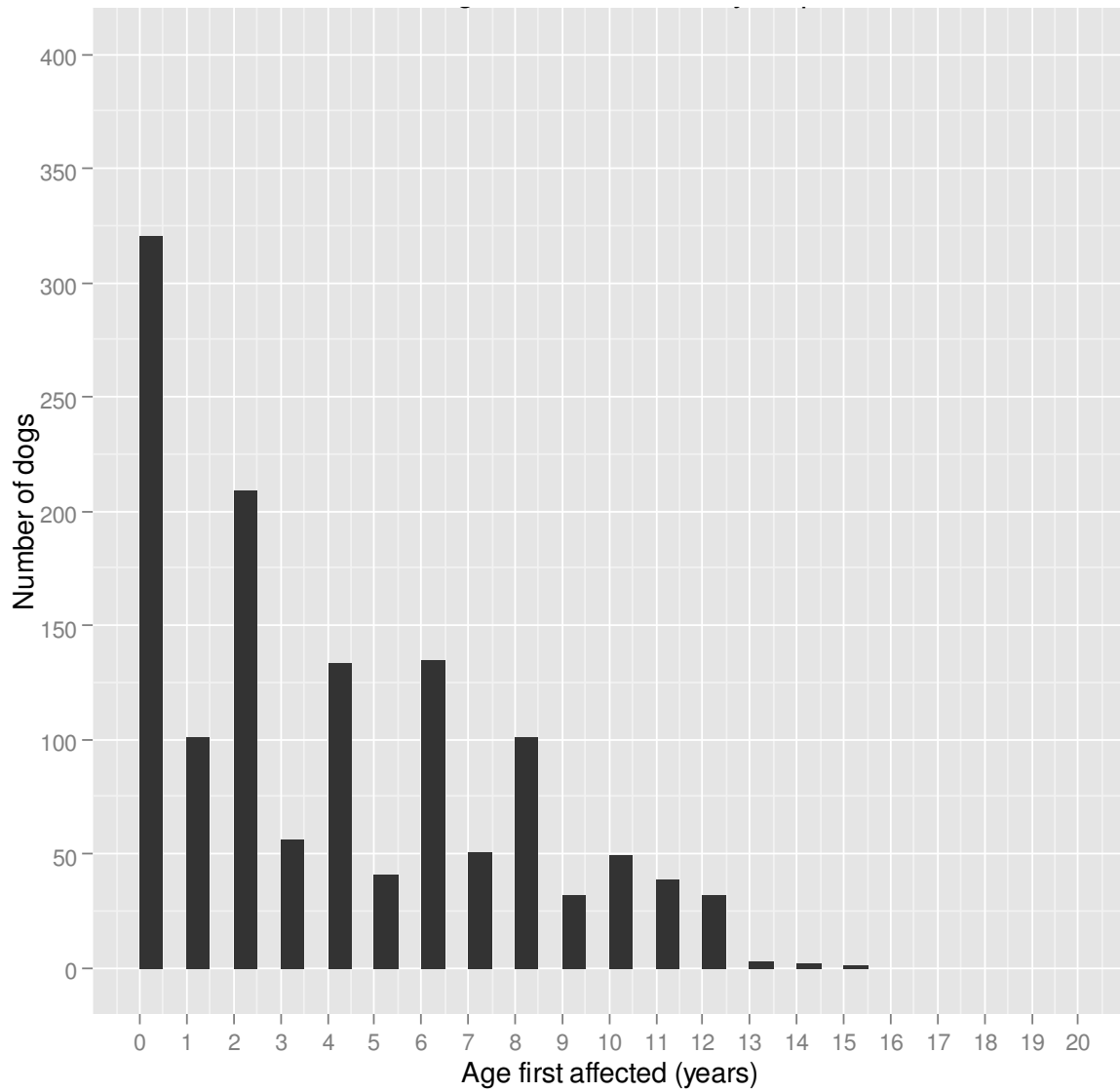
<b>Number of Dogs</b>	<b>Mean age (years)</b>	<b>Median age (years)</b>	<b>Min age (years)</b>	<b>Max age (years)</b>
2059	4.84	4	0	23

**Table 3:** Gender, neuter status and age summary statistics for dogs where gender and neuter status was reported

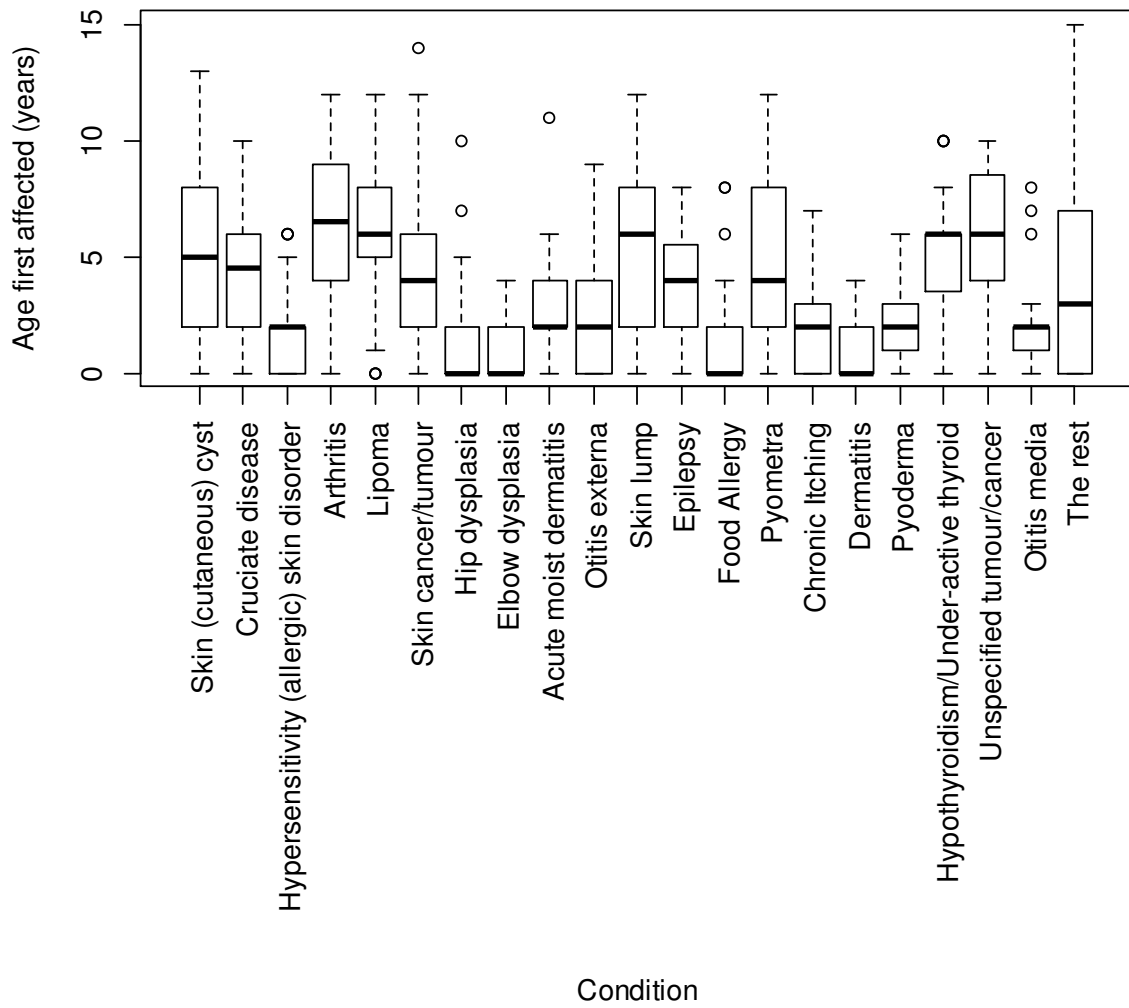
<b>Sex</b>	<b>Neuter status</b>	<b>Age known</b>	<b>Count</b>	<b>Mean age neutered (years)</b>	<b>Median age neutered (years)</b>	<b>Min age neutered (years)</b>	<b>Max age neutered (years)</b>
Female	Neutered	Yes	589	1.62	1	0	12
Female	Neutered	No	14	NA	NA	NA	NA
Female	Not neutered	No	353	NA	NA	NA	NA
Female	Unknown	No	33	NA	NA	NA	NA
Male	Neutered	Yes	474	1.13	1	0	12
Male	Neutered	No	14	NA	NA	NA	NA
Male	Not neutered	No	540	NA	NA	NA	NA
Male	Unknown	No	42	NA	NA	NA	NA

**Table 4:** The body condition comment and the age of the dog when this comment was made

<b>Body condition</b>	<b>Count</b>	<b>Mean age comment made (years)</b>	<b>Median age comment made (years)</b>	<b>Min age comment made (years)</b>	<b>Max age comment made (years)</b>
No comment was made by vet	86	3.94	3.5	0	16
Normal	1525	4.01	4	0	15
Somewhat overweight	174	5.59	6	0	12
Somewhat underweight	29	4.93	3	0	16
Very overweight	1	0.00	0	0	0
Very underweight	3	7.00	8	1	12



**Figure 3:** Histogram showing frequency of known age at diagnosis for the disease conditions reported



**Figure 4:** Box and whisker plot of age at diagnosis in years for the most common disease conditions in descending order. The solid line within each box represents the median age at diagnosis from the condition. The box represents 50% of the dogs and the whiskers represent 95% of the dogs for each condition. The circles (o) represent possible outliers

**Table 5:** The most commonly reported disease conditions in descending order for the breed (N = 2,059 live dogs)

Condition	Number of cases of disease	Proportion (%)	Prevalence (%)
Skin (cutaneous) cyst	71	5.15	3.45
Cruciate disease	65	4.71	3.16
Hypersensitivity (allergic) skin disorder	65	4.71	3.16
Arthritis	61	4.42	2.96
Lipoma	61	4.42	2.96
Skin cancer/tumour	59	4.28	2.87
Hip dysplasia	36	2.61	1.75
Acute moist dermatitis	31	2.25	1.51
Elbow dysplasia	31	2.25	1.51
Otitis externa	31	2.25	1.51
Skin lump	31	2.25	1.51
Epilepsy	29	2.1	1.41
Food Allergy	29	2.1	1.41
Chronic Itching	25	1.81	1.21
Dermatitis	25	1.81	1.21
Pyoderma	25	1.81	1.21
Pyometra	25	1.81	1.21
Hypothyroidism/Under-active thyroid	24	1.74	1.17
Otitis media	22	1.6	1.07
Unspecified tumour/cancer	22	1.6	1.07

Proportion of morbidity as %= N/1,379 disease conditions, prevalence %= N/2,059 live dogs

### **Summary**

From the dogs surveyed, most Golden Retrievers were not affected by a disease condition (65.22%). The most commonly reported disease condition in live dogs was skin (cutaneous) cyst. The most commonly reported cause of death was old age.