



**THE KENNEL CLUB
DOG HEALTH**

English Setter

Pedigree Breed Health Survey

Forms were received representing 183 living dogs & 38 deceased dogs.

Mortality results

A total of 38 deaths were reported, representing 0.68% of all deaths reported in the Pedigree Breed Health survey. The median age for the English Setter was 11 years (Figure 1). Table 1 shows the causes of death for the breed. Age at death is presented for the most common causes in Figure 2.

Table 1 The twenty most common causes of death/reasons for euthanasia (N = 38 deceased dogs).

Cause of death	Number of cases	Proportion (%)
Old Age	6	15.79
Cancer - unspecified	5	13.16
Bone tumour	3	7.89
Kidney Failure	3	7.89
Lung tumour	3	7.89
Cardiac Tumour	2	5.26
Intestinal tumour	2	5.26
Blood vessel tumour Hemangiosarcoma	1	2.63
Brain tumour	1	2.63
Cardiac heart Failure	1	2.63
Diabetes	1	2.63
Hepatic liver tumour	1	2.63
Hypothyroidism	1	2.63
Liver tumour	1	2.63
Old Age combinations	1	2.63
Optic tumour	1	2.63
Pneumonia	1	2.63
Prostate tumour	1	2.63
Spleen disorder	1	2.63
Splenic tumour	1	2.63

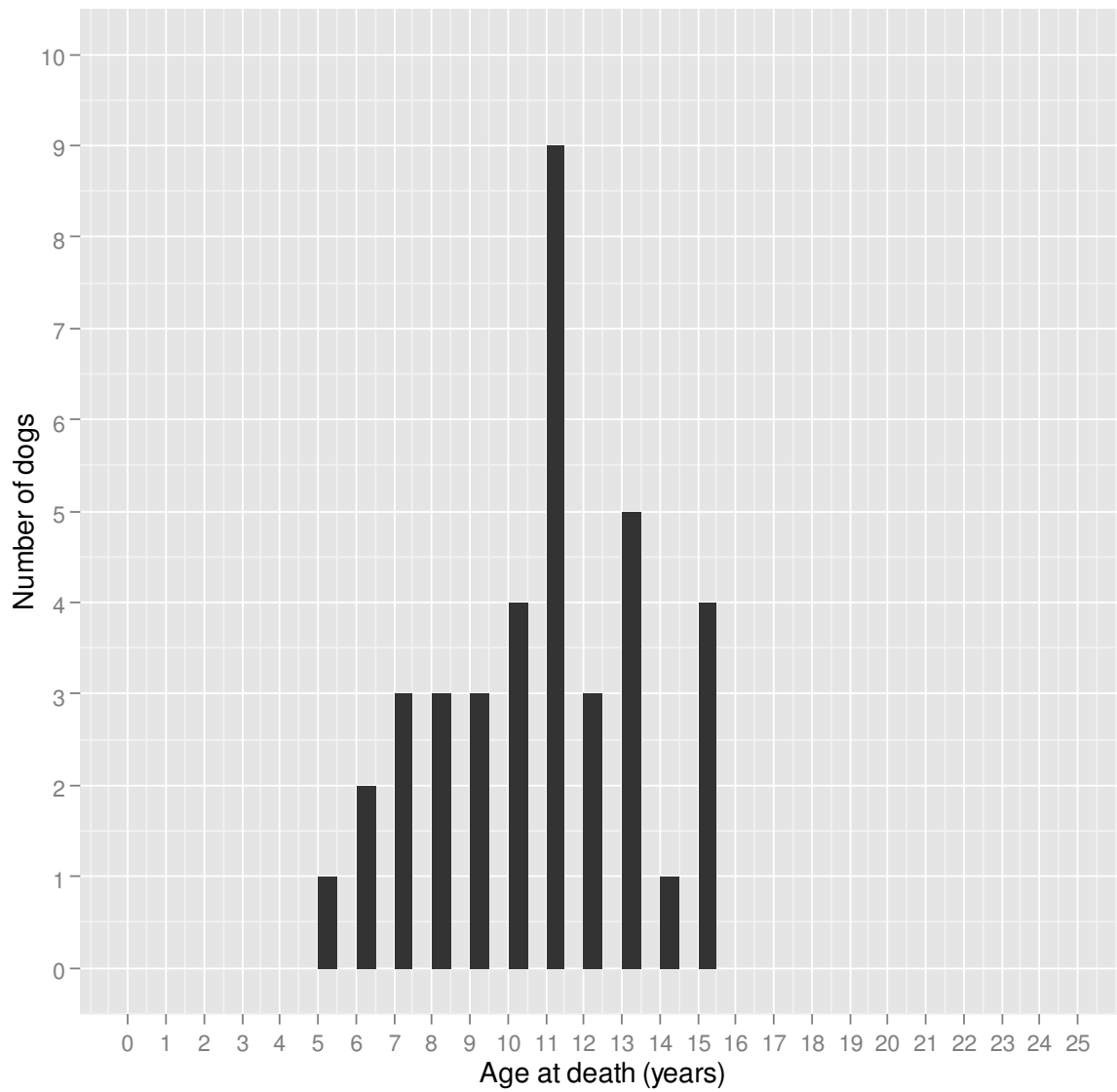


Figure 1: Histogram of the longevity for 38 reported deaths: overall median age at death was 11 years (minimum= 5 years, maximum= 15 years); mean age at death was 10.61 years

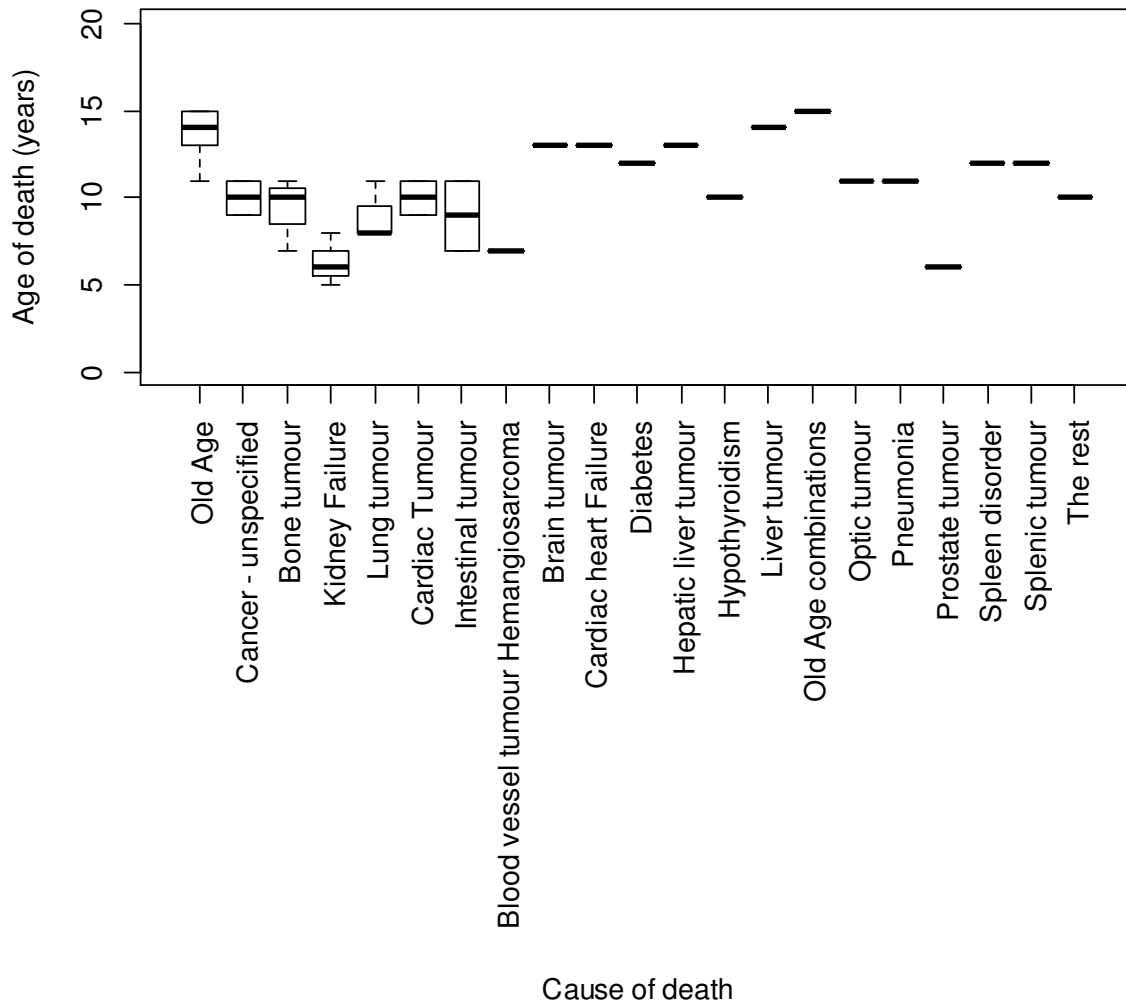


Figure 2: Box and whisker plot of age at death in years for the twenty most common causes of death (N=38). The solid line within each box represents the median age of death from the condition. The box represents 50% of the dogs and the whiskers represent 95% of the dogs for each condition. The circles (o) represent possible outliers

Morbidity results

The 183 live English Setters represented 0.42% of total dogs in the survey. The median age of live dogs for the breed was 5 years (Table 2). Of the 183 English Setters which the survey covers, 85 had reported no conditions and 98 reported affected by at least one condition (min = 1 condition(s), max = 7 conditions), giving a total of 210 incidents of conditions.

The gender, neuter status and age of neutering summary statistics for English Setters are shown in Table 3. There were 183 dogs with responses for Body Condition displayed in Table 4.

The median age the dogs were first affected by a condition was 4 years (min = 0 years, max = 14 years, Figure 3). The ages for the most common conditions is displayed in Figure 4. Table 5 shows the frequency of occurrence of all reported disease conditions for the English Setter.

Table 2: The summary statistics for the dogs' current age when survey was completed

Number of Dogs	Mean age (years)	Median age (years)	Min age (years)	Max age (years)
183	5.62	5	0	19

Table 3: Gender, neuter status and age summary statistics for dogs where gender and neuter status was reported

Sex	Neuter status	Age known	Count	Mean age neutered (years)	Median age neutered (years)	Min age neutered (years)	Max age neutered (years)
Female	Neutered	Yes	36	2.78	2	0	9
Female	Not neutered	No	36	NA	NA	NA	NA
Female	Unknown	No	9	NA	NA	NA	NA
Male	Neutered	Yes	29	3.10	2	0	11
Male	Neutered	No	1	NA	NA	NA	NA
Male	Not neutered	No	65	NA	NA	NA	NA
Male	Unknown	No	7	NA	NA	NA	NA

Table 4: The body condition comment and the age of the dog when this comment was made

Body condition	Count	Mean age (years)	Median age (years)	Min age (years)	Max age (years)
No comment was made by vet	12	3.67	1.5	0	10
Normal	107	4.55	4	0	14
Somewhat overweight	13	4.54	5	0	7
Somewhat underweight	7	9.00	11	3	12
Very underweight	2	5.00	5	2	8

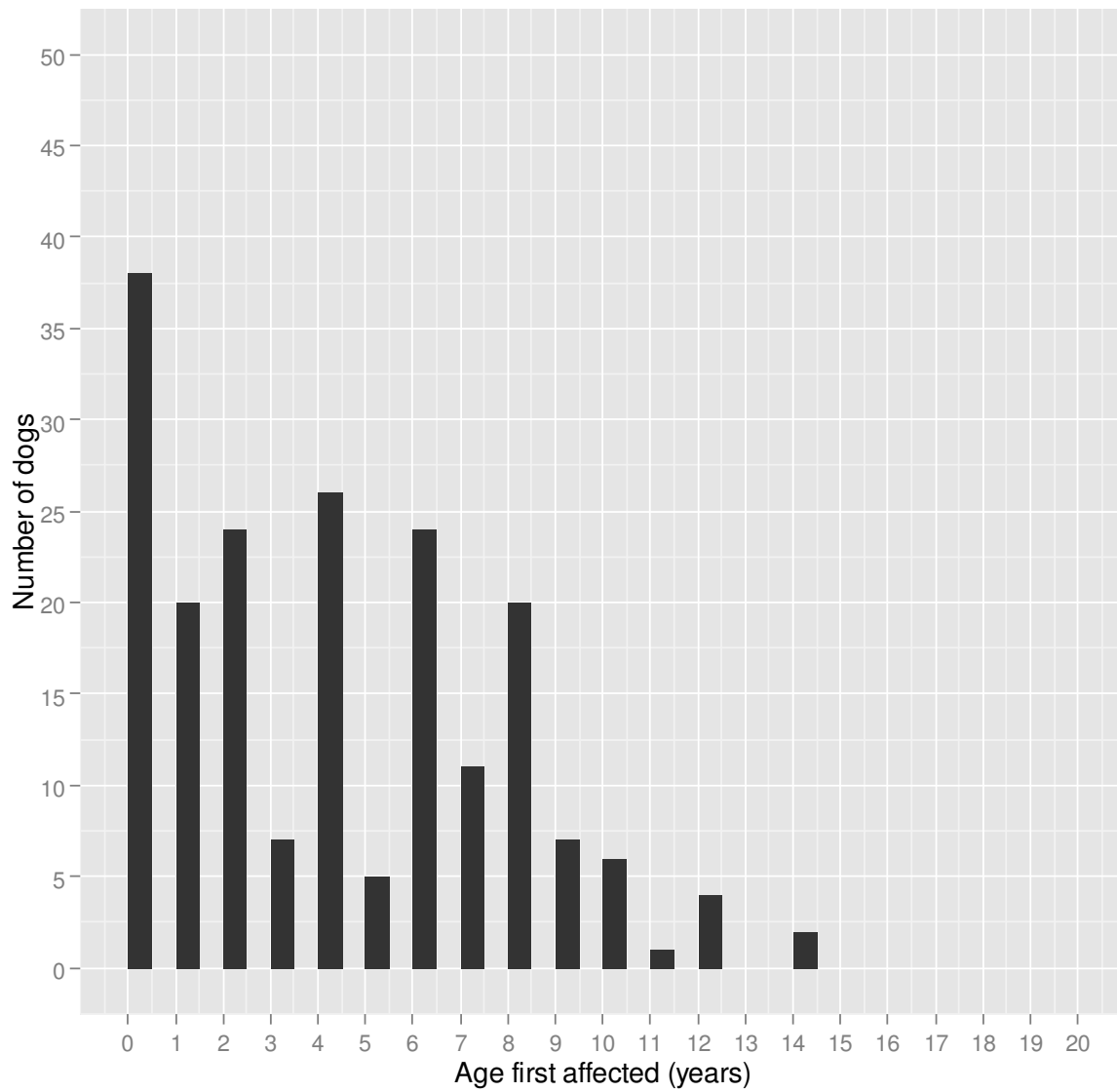


Figure 3: Histogram showing frequency of known age at diagnosis for the disease conditions reported

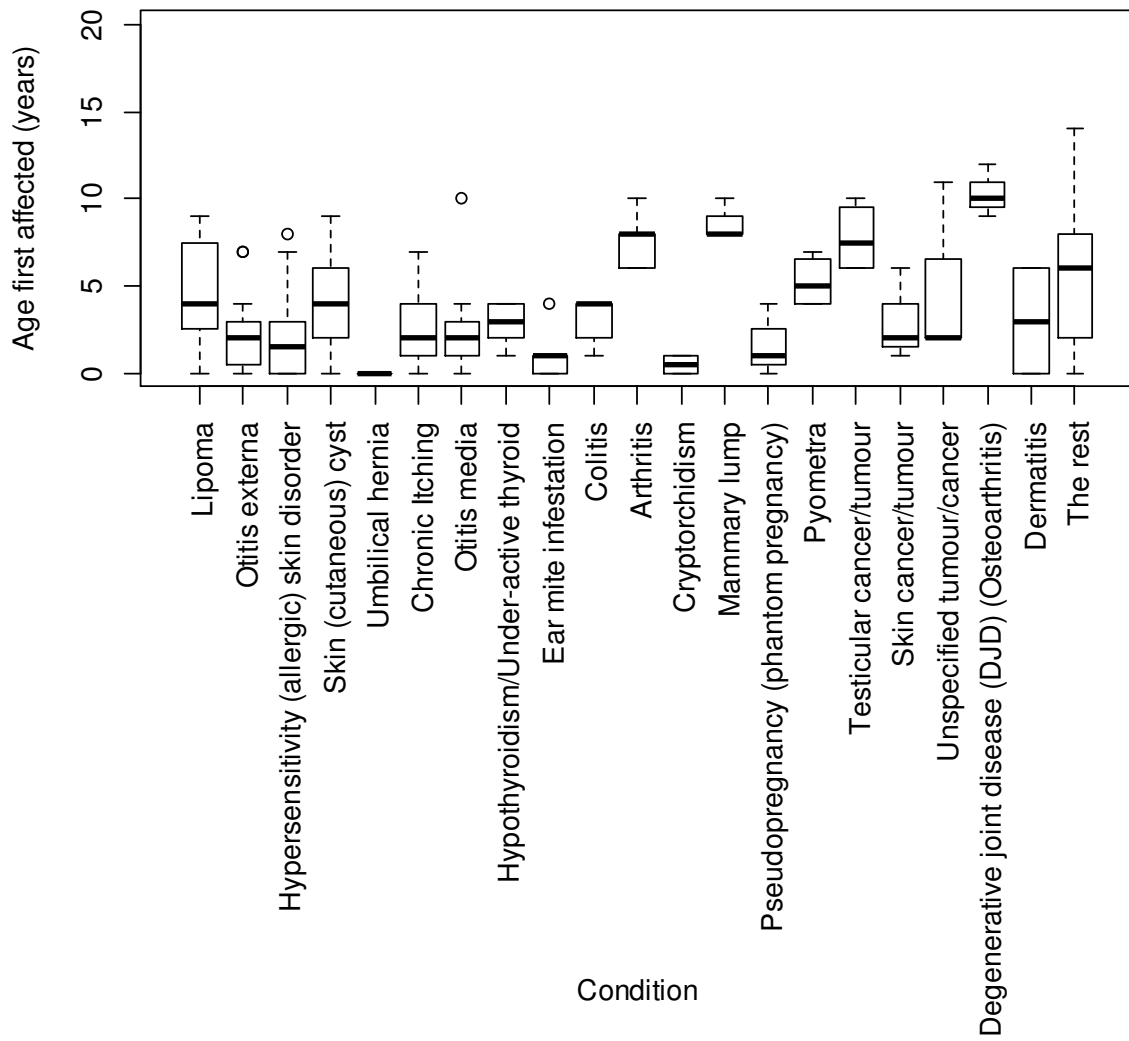


Figure 4: Box and whisker plot of age at diagnosis in years for the most common disease conditions in descending order. The solid line within each box represents the median age at diagnosis from the condition. The box represents 50% of the dogs and the whiskers represent 95% of the dogs for each condition. The circles (o) represent possible outliers

Table 5: The most commonly reported disease conditions in descending order for the breed (N = 183 live dogs)

Condition	Number of cases of disease	Proportion (%)	Prevalence (%)
Lipoma	20	9.52	10.93
Otitis externa	17	8.10	9.29
Hypersensitivity (allergic) skin disorder	16	7.62	8.74
Skin (cutaneous) cyst	16	7.62	8.74
Umbilical hernia	8	3.81	4.37
Chronic Itching	7	3.33	3.83
Otitis media	7	3.33	3.83
Ear mite infestation	6	2.86	3.28
Hypothyroidism/Under-active thyroid	6	2.86	3.28
Arthritis	5	2.38	2.73
Colitis	5	2.38	2.73
Cryptorchidism	5	2.38	2.73
Mammary lump	5	2.38	2.73
Pseudopregnancy (phantom pregnancy)	5	2.38	2.73
Pyometra	4	1.90	2.19
Skin cancer/tumour	4	1.90	2.19
Testicular cancer/tumour	4	1.90	2.19
Degenerative joint disease (DJD) (Osteoarthritis)	3	1.43	1.64
Dermatitis	3	1.43	1.64
Unspecified tumour/cancer	3	1.43	1.64

Proportion of morbidity as %= N/210 disease conditions, prevalence %= N/183 live dogs

Summary

From the dogs surveyed, most English Setters were not affected by a disease condition (46.45%). The most commonly reported disease condition in live dogs was lipoma. The most commonly reported cause of death was old age.