



**THE KENNEL CLUB  
DOG HEALTH**

**Bullmastiff**

**Pedigree Breed Health Survey**

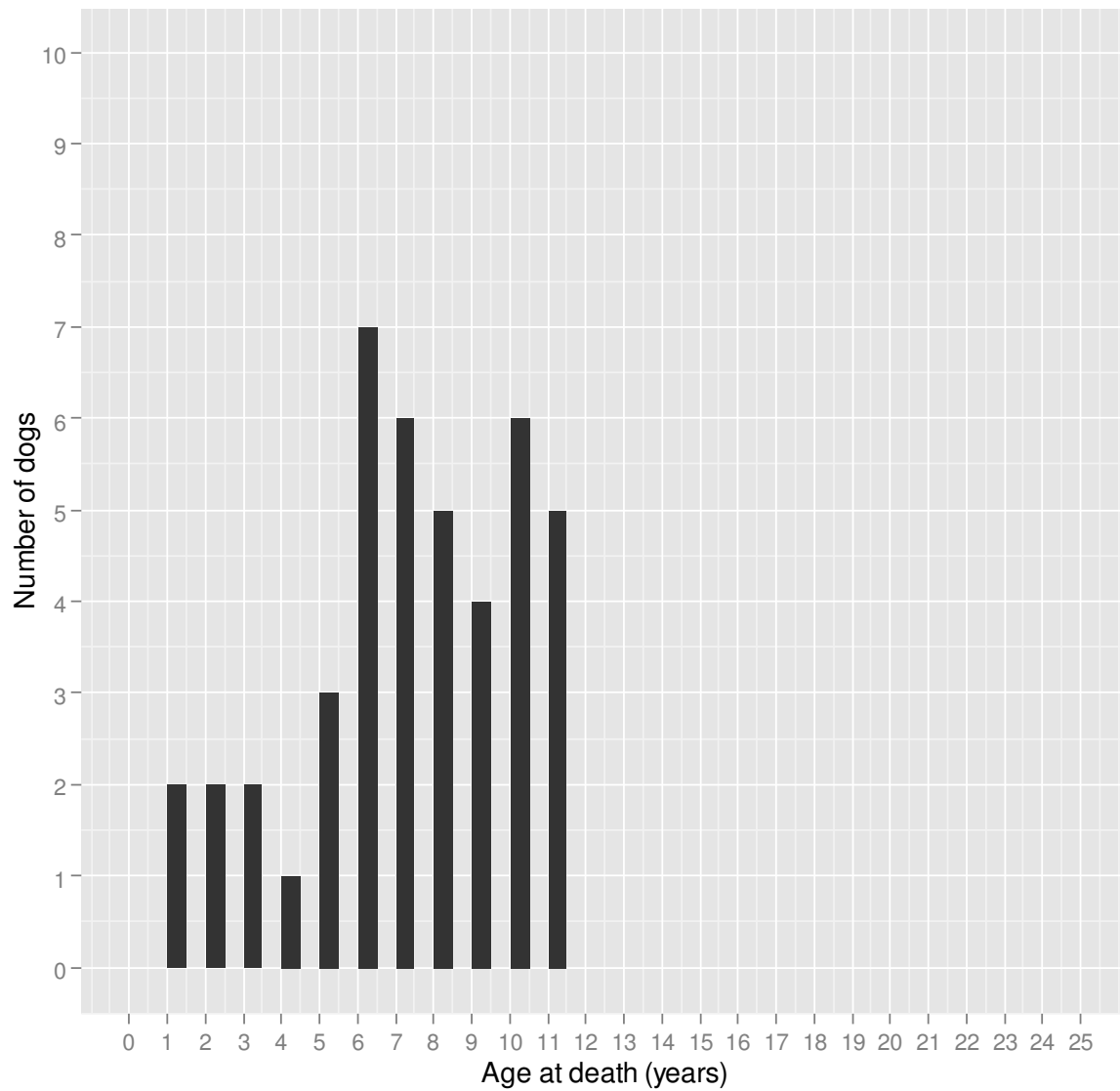
Forms were received representing 105 living dogs & 43 deceased dogs.

**Mortality results**

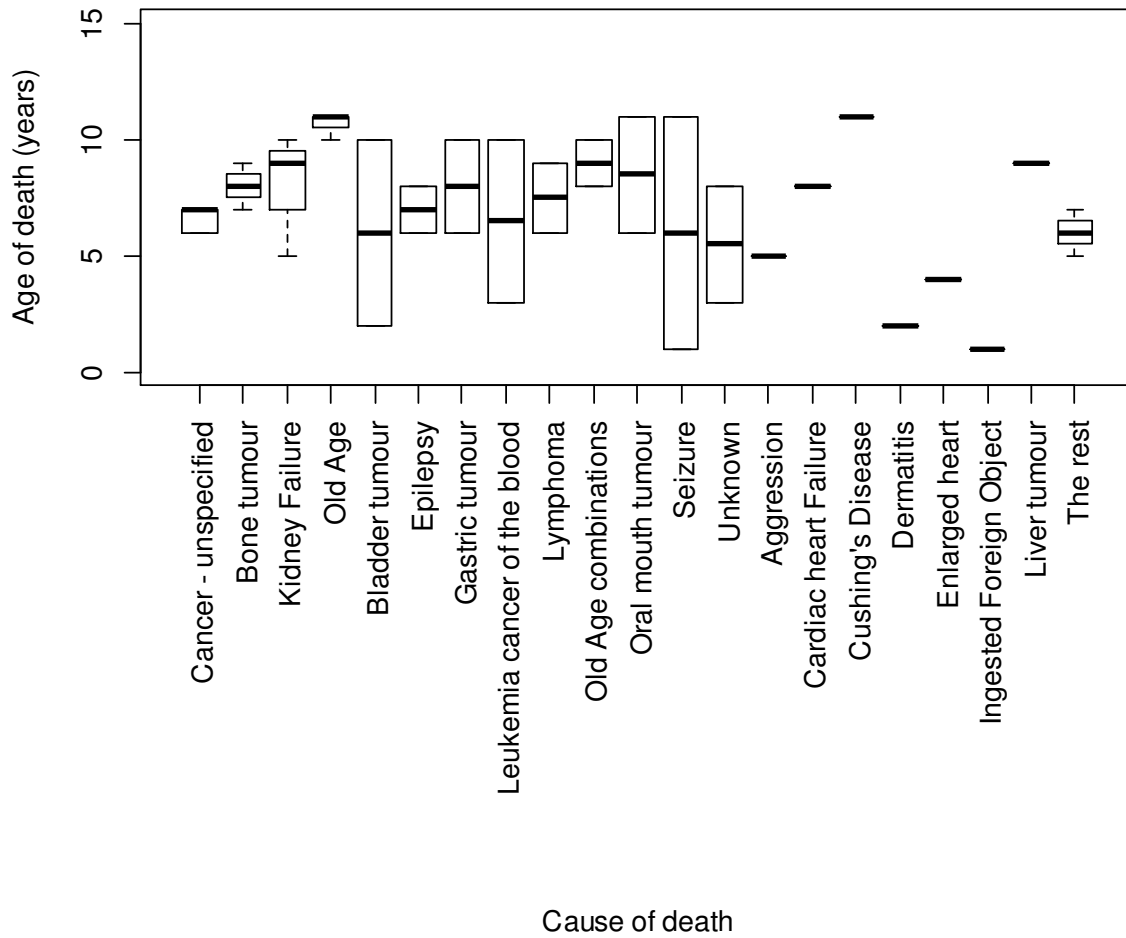
A total of 43 deaths were reported, representing 0.77% of all deaths reported in the Pedigree Breed Health survey. The median longevity for the Bullmastiff was 7 years (Figure 1). Table 1 shows the causes of death for the breed. Age at death is presented for the most common causes in Figure 2.

**Table 1** The twenty most common causes of death/reasons for euthanasia (N = 43 deceased dogs).

<b>Cause of death</b>	<b>Number of cases</b>	<b>Proportion (%)</b>
Cancer - unspecified	6	13.95
Bone tumour	3	6.98
Kidney Failure	3	6.98
Old Age	3	6.98
Bladder tumour	2	4.65
Epilepsy	2	4.65
Gastric tumour	2	4.65
Leukemia cancer of the blood	2	4.65
Lymphoma	2	4.65
Old Age combinations	2	4.65
Oral mouth tumour	2	4.65
Seizure	2	4.65
Unknown	2	4.65
Aggression	1	2.33
Cardiac heart Failure	1	2.33
Cushing's Disease	1	2.33
Dermatitis	1	2.33
Enlarged heart	1	2.33
Ingested Foreign Object	1	2.33
Liver tumour	1	2.33



**Figure 1:** Histogram of the longevity for 43 reported deaths: overall median age at death was 7 years (minimum= 1 years, maximum= 11 years); mean age at death was 7.12 years



**Figure 2:** Box and whisker plot of age at death in years for the twenty most common causes of death (N=43). The solid line within each box represents the median age of death from the condition. The box represents 50% of the dogs and the whiskers represent 95% of the dogs for each condition. The circles (o) represent possible outliers

## **Morbidity results**

The 105 live Bullmastiffs represented 0.25% of total dogs in the survey. The median age of live dogs for the breed was 4.5 years (Table 2). Of the 105 Bullmastiff which the survey covers, 45 had reported no conditions and 60 reported affected by at least one condition (min = 1 condition(s), max = 6 conditions), giving a total of 141 incidents of conditions.

The gender, neuter status and age of neutering summary statistics for Bullmastiff's are shown in Table 3. There were 88 dogs with responses for Body Condition displayed in Table 4.

The median age the dogs were first affected by a condition was 3 years (min = 0 years, max= 11 years, Figure 3). The ages for the most common conditions is displayed in Figure 4. Table 5 shows the frequency of occurrence of all reported disease conditions for the Bullmastiff.

**Table 2:** The summary statistics for the dogs' current age when survey was completed

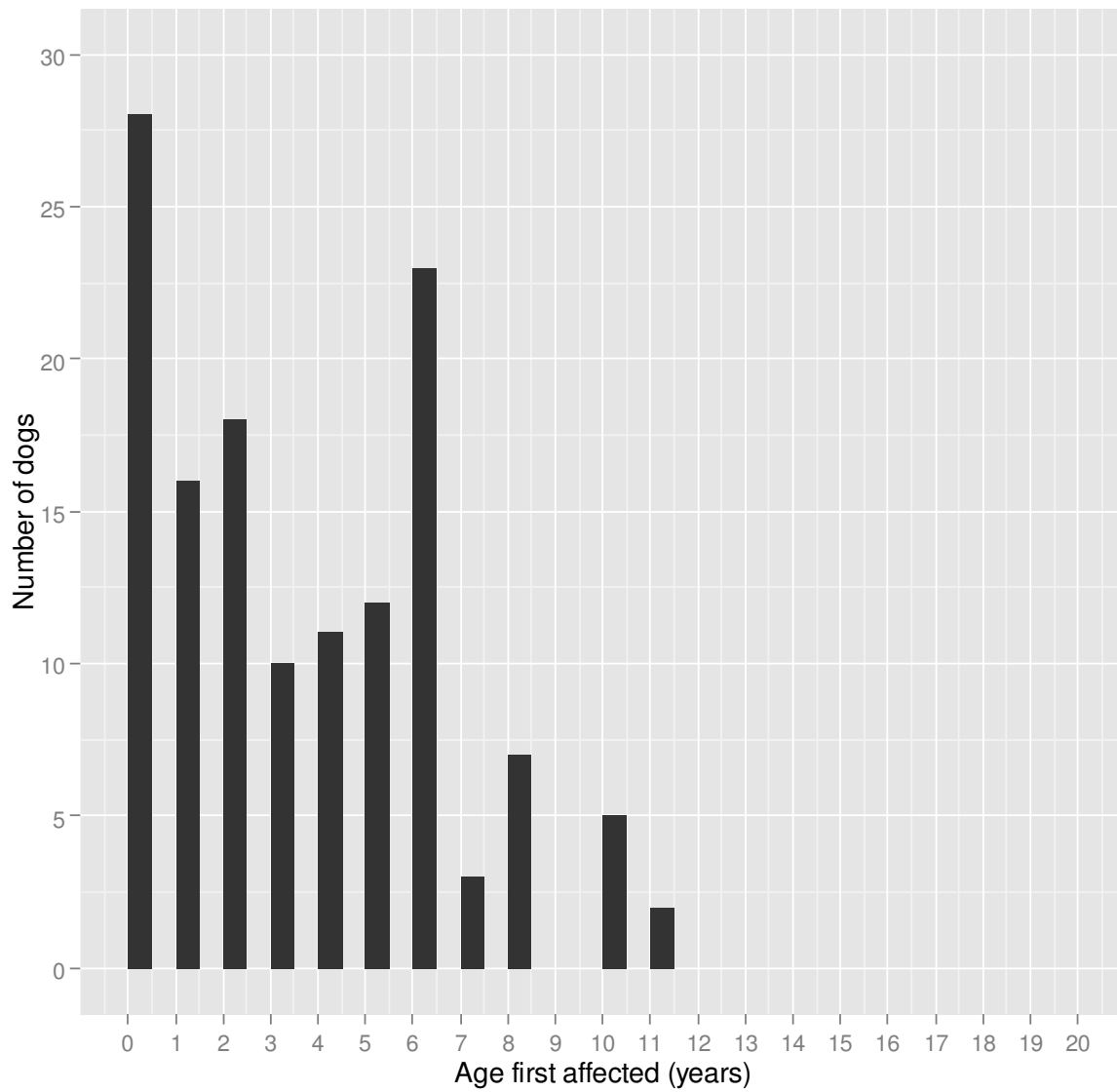
<b>Number of Dogs</b>	<b>Mean age (years)</b>	<b>Median age (years)</b>	<b>Min age (years)</b>	<b>Max age (years)</b>
105	4.97	4.5	0	23

**Table 3:** Gender, neuter status and age summary statistics for dogs where gender and neuter status was reported

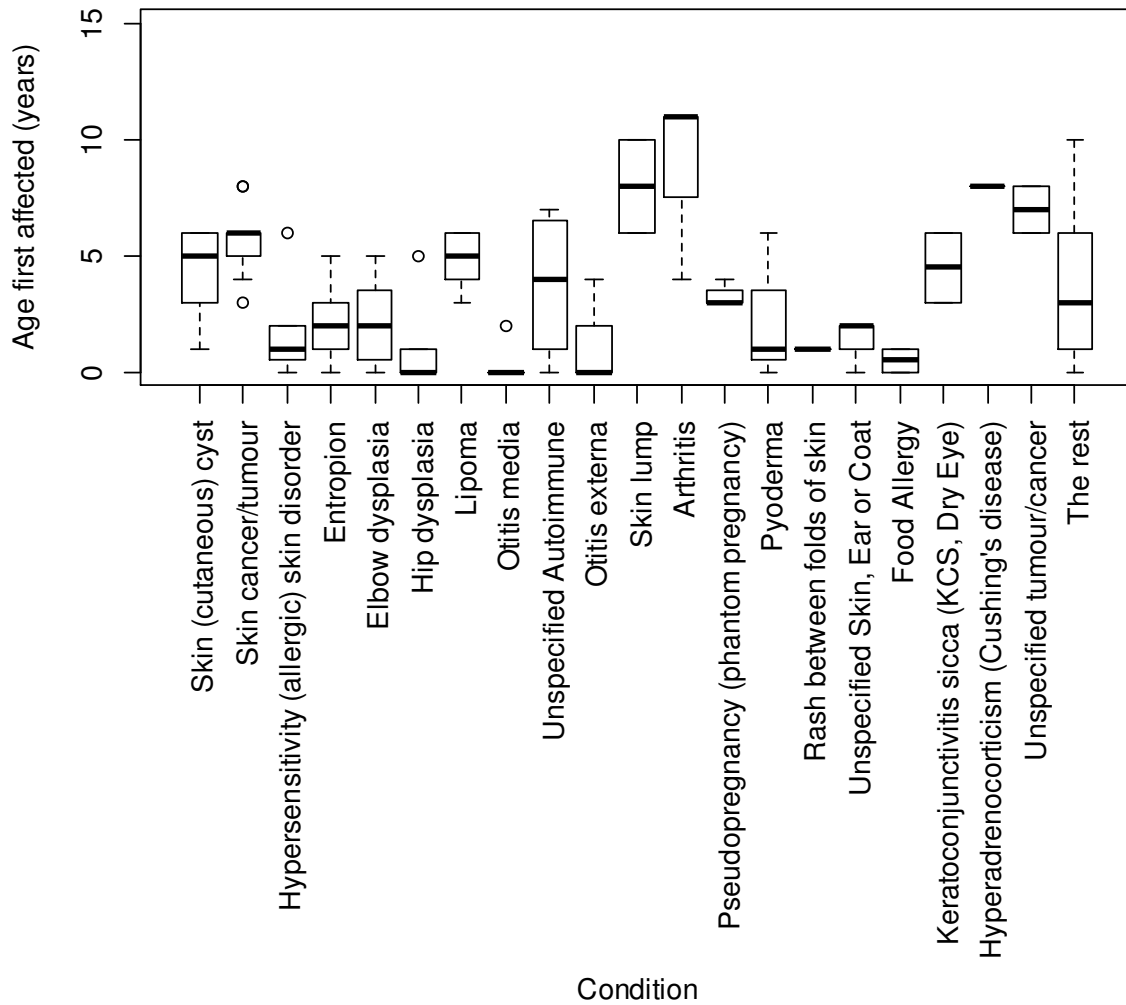
<b>Sex</b>	<b>Neuter status</b>	<b>Age known</b>	<b>Count</b>	<b>Mean age neutered (years)</b>	<b>Median age neutered (years)</b>	<b>Min age neutered (years)</b>	<b>Max age neutered (years)</b>
Female	Neutered	Yes	27	1.85	2	0	6
Female	Neutered	No	1	NA	NA	NA	NA
Female	Not neutered	No	18	NA	NA	NA	NA
Female	Unknown	No	1	NA	NA	NA	NA
Male	Neutered	Yes	24	2.17	1.5	0	9
Male	Neutered	No	2	NA	NA	NA	NA
Male	Not neutered	No	30	NA	NA	NA	NA
Male	Unknown	No	2	NA	NA	NA	NA

**Table 4:** The body condition comment and the age of the dog when this comment was made

<b>Body condition</b>	<b>Count</b>	<b>Mean age (years)</b>	<b>Median age (years)</b>	<b>Min age (years)</b>	<b>Max age (years)</b>
No comment was made by vet	5	4.80	6	0	8
Normal	72	3.58	4	0	11
Somewhat overweight	9	6.44	6	4	10
Somewhat underweight	2	3.50	3.5	1	6



**Figure 3:** Histogram showing frequency of known age at diagnosis for the disease conditions reported



**Figure 4:** Box and whisker plot of age at diagnosis in years for the most common disease conditions in descending order. The solid line within each box represents the median age at diagnosis from the condition. The box represents 50% of the dogs and the whiskers represent 95% of the dogs for each condition. The circles (o) represent possible outliers

**Table 5:** The most commonly reported disease conditions in descending order for the breed (N = 106 live dogs)

Condition	Number of cases of disease	Proportion (%)	Prevalence (%)
Skin (cutaneous) cyst	10	7.09	9.52
Skin cancer/tumour	9	6.38	8.57
Hypersensitivity (allergic) skin disorder	8	5.67	7.62
Elbow dysplasia	7	4.96	6.67
Entropion	7	4.96	6.67
Hip dysplasia	6	4.26	5.71
Lipoma	5	3.55	4.76
Otitis media	5	3.55	4.76
Otitis externa	4	2.84	3.81
Skin lump	4	2.84	3.81
Unspecified Autoimmune	4	2.84	3.81
Arthritis	3	2.13	2.86
Pseudopregnancy (phantom pregnancy)	3	2.13	2.86
Pyoderma	3	2.13	2.86
Rash between folds of skin	3	2.13	2.86
Unspecified Skin, Ear or Coat	3	2.13	2.86
Acute moist dermatitis	2	1.42	1.90
Alopecia/Baldness	2	1.42	1.90
Chronic Itching	2	1.42	1.90
Cruciate disease	2	1.42	1.90

Proportion of morbidity as %= N/141 disease conditions, prevalence %= N/105 live dogs

### **Summary**

From the dogs surveyed, most Bullmastiffs were affected by a disease condition (57.14%). The most commonly reported disease condition in live dogs was skin (cutaneous cyst). The most commonly reported cause of death was unspecified cancer.

