



Bernese Mountain Dog

Pedigree Breed Health Survey

Forms were received representing 190 living dogs & 78 deceased dogs.

Mortality results

A total of 78 deaths were reported, representing 1.39% of all deaths reported in the Pedigree Breed Health survey. The median longevity for Bernese Mountain Dogs was 8 years (Figure 1). Table 1 shows the causes of death for the breed. Age at death is presented for the most common causes in Figure 2.

Table 1 The twenty most common causes of death/reasons for euthanasia (N = 78 deceased dogs)

Cause of death	Number of cases	Proportion (%)
Cancer - unspecified	14	17.95
Lymphoma	8	10.26
Bone tumour	6	7.69
Histiocytosis	4	5.13
Kidney Failure	4	5.13
Skin tumour	4	5.13
Gastric dilation-volvulus syndrome GDV Bloat	3	3.85
Lung tumour	3	3.85
Old Age	3	3.85
Splenic tumour	3	3.85
Unknown	3	3.85
Autoimmune condition - unspecified	2	2.56
Brain tumour	2	2.56
Hepatic liver tumour	2	2.56
Stroke	2	2.56
Surgical complications	2	2.56
Arthritis	1	1.28
Bladder tumour	1	1.28
Blood disorder - unspecified	1	1.28
Cardiac heart Failure	1	1.28

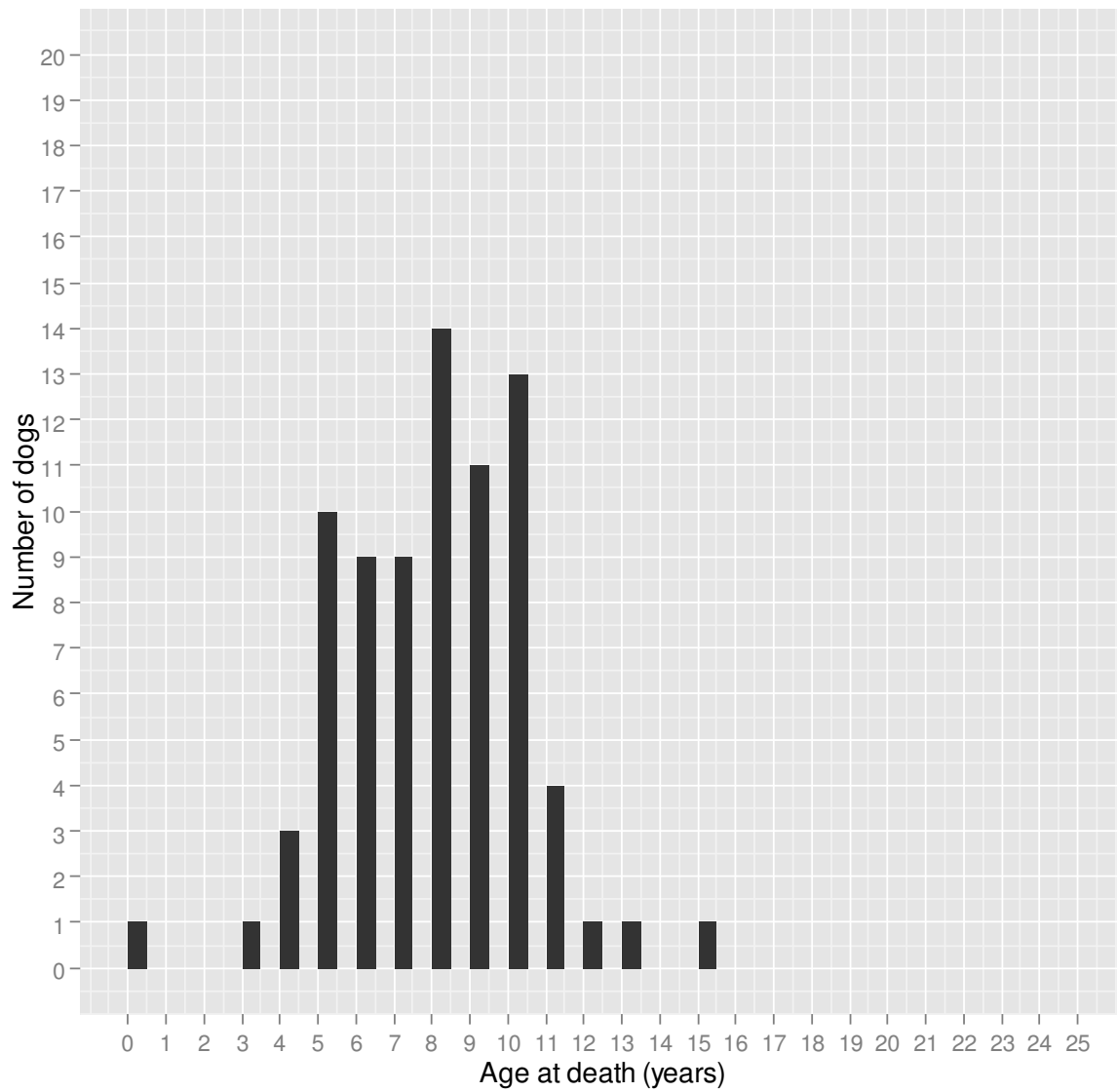


Figure 1: Histogram of the longevity for 78 reported deaths: overall median age at death was 8 years (minimum= 0 years, maximum= 15 years); mean age at death was 7.78 years

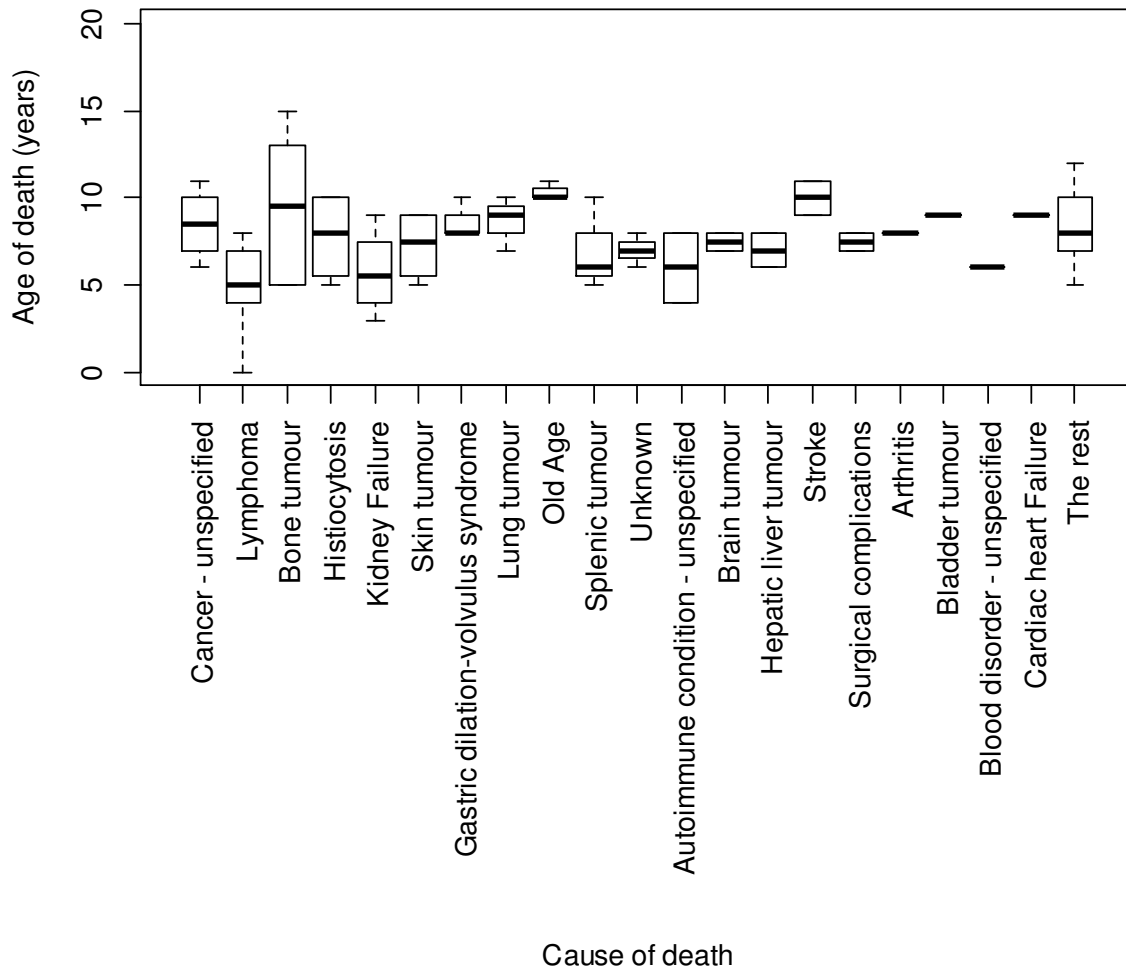


Figure 2: Box and whisker plot of age at death in years for the twenty most common causes of death (N=78). The solid line within each box represents the median age of death from the condition. The box represents 50% of the dogs and the whiskers represent 95% of the dogs for each condition. The circles (o) represent possible outliers

Morbidity results

The 190 live Bernese Mountain Dogs represented 0.44% of total dogs in the survey. The median age of live dogs for the breed was 3 years (Table 2). Of the 190 Bernese Mountain Dog which the survey covers, 100 had reported no conditions and 90 reported affected by at least one condition (min = 1 condition(s), max = 9 conditions), giving a total of 205 incidents of conditions.

The gender, neuter status and age of neutering summary statistics for Bernese Mountain Dog's are shown in Table 3. There were 171 dogs with responses for Body Condition displayed in Table 4.

The median age the dogs were first affected by a condition was 2 years (min = 0 years, max= 11 years, Figure 3). The ages for the most common conditions is displayed in Figure 4. Table 5 shows the frequency of occurrence of all reported disease conditions for the Bernese Mountain Dog.

Table 2: The summary statistics for the dogs' current age when survey was completed

Number of Dogs	Mean age (years)	Median age (years)	Min age (years)	Max age (years)
190	4.21	3	0	18

Table 3: Gender, neuter status and age summary statistics for dogs where gender and neuter status was reported

Sex	Neuter status	Age known	Count	Mean age neutered (years)	Median age neutered (years)	Min age neutered (years)
Female	Neutered	Yes	54	1.48	1	0
Female	Neutered	No	1	NA	NA	NA
Female	Not neutered	No	39	NA	NA	NA
Female	Unknown	No	5	NA	NA	NA
Male	Neutered	Yes	46	1.52	1	0
Male	Not neutered	No	42	NA	NA	NA
Male	Unknown	No	3	NA	NA	NA

Table 4: The body condition comment and the age of the dog when this comment was made

Body condition	Count	Mean age comment made (years)	Median age comment made (years)	Min age comment made (years)	Max age comment made (years)
No comment was made by vet	8	4.88	5	0	9
Normal	146	3.26	3	0	10
Somewhat overweight	13	5.23	6	2	9
Somewhat underweight	4	8.00	9.5	1	12

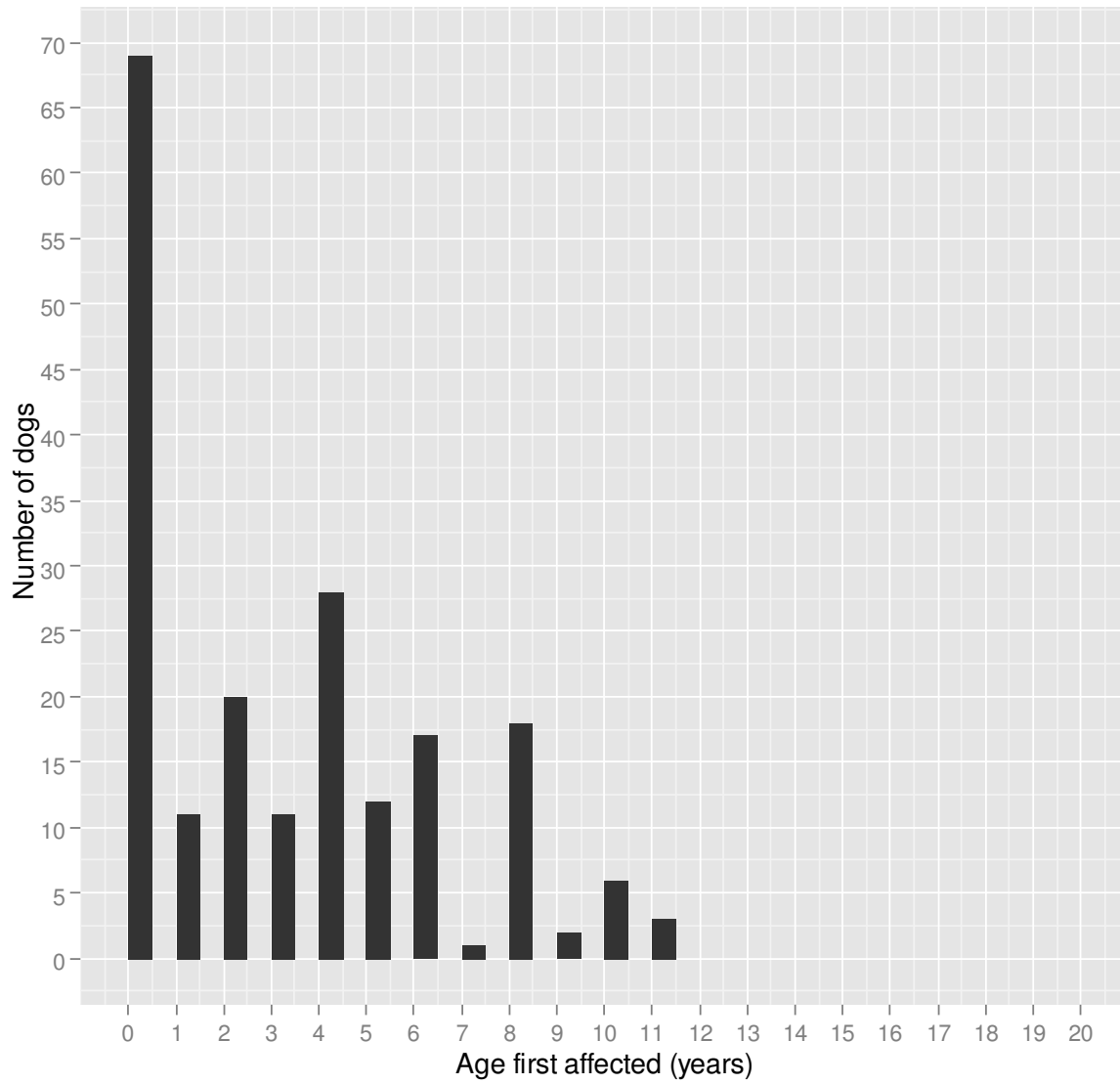


Figure 3: Histogram showing frequency of known age at diagnosis for the disease conditions reported

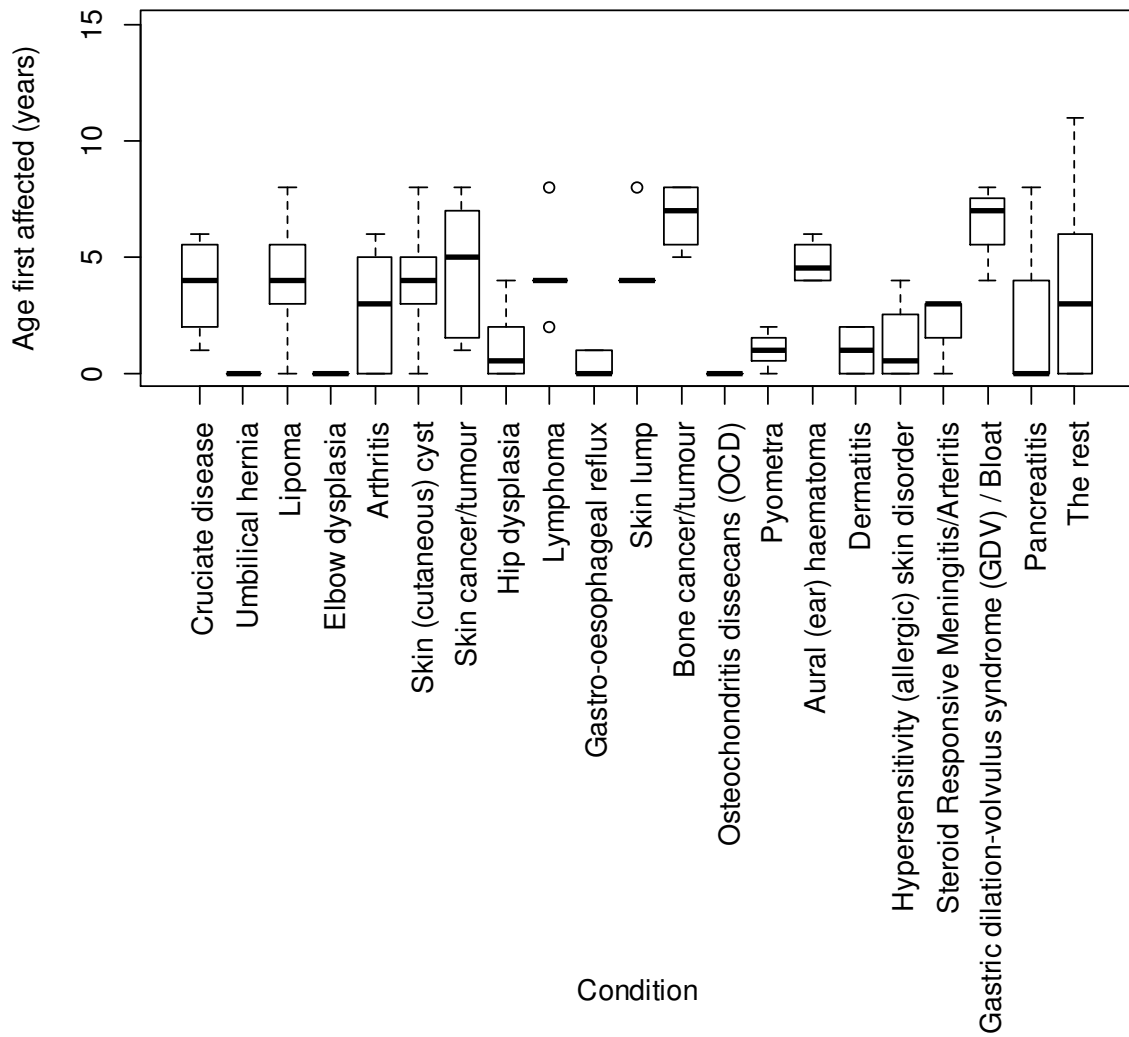


Figure 4: Box and whisker plot of age at diagnosis in years for the most common disease conditions in descending order. The solid line within each box represents the median age at diagnosis from the condition. The box represents 50% of the dogs and the whiskers represent 95% of the dogs for each condition. The circles (o) represent possible outliers

Table 5: The most commonly reported disease conditions in descending order for the breed (N = 190 live dogs)

Condition	Number of cases of disease	Proportion (%)	Prevalence (%)
Cruciate disease	16	7.80	8.42
Umbilical hernia	14	6.83	7.37
Lipoma	11	5.37	5.79
Elbow dysplasia	8	3.90	4.21
Arthritis	7	3.41	3.68
Skin (cutaneous) cyst	7	3.41	3.68
Skin cancer/tumour	7	3.41	3.68
Hip dysplasia	6	2.93	3.16
Gastro-oesophageal reflux	5	2.44	2.63
Lymphoma	5	2.44	2.63
Skin lump	5	2.44	2.63
Aural (ear) haematoma	4	1.95	2.11
Bone cancer/tumour	4	1.95	2.11
Dermatitis	4	1.95	2.11
Hypersensitivity (allergic) skin disorder	4	1.95	2.11
Osteochondritis dissecans (OCD)	4	1.95	2.11
Pyometra	4	1.95	2.11
Blood present in urine	3	1.46	1.58
Entropion	3	1.46	1.58
Epilepsy	3	1.46	1.58

Proportion of morbidity as %= N/205 disease conditions, prevalence %= N/190 live dogs

Summary

From the dogs surveyed, most Bernese Mountain Dogs were not affected by a disease condition (52.63%). The most commonly reported disease condition in live dogs was cruciate disease. The most commonly reported cause of death was unspecified cancer.