



## **Bearded Collie**

### **Pedigree Breed Health Survey**

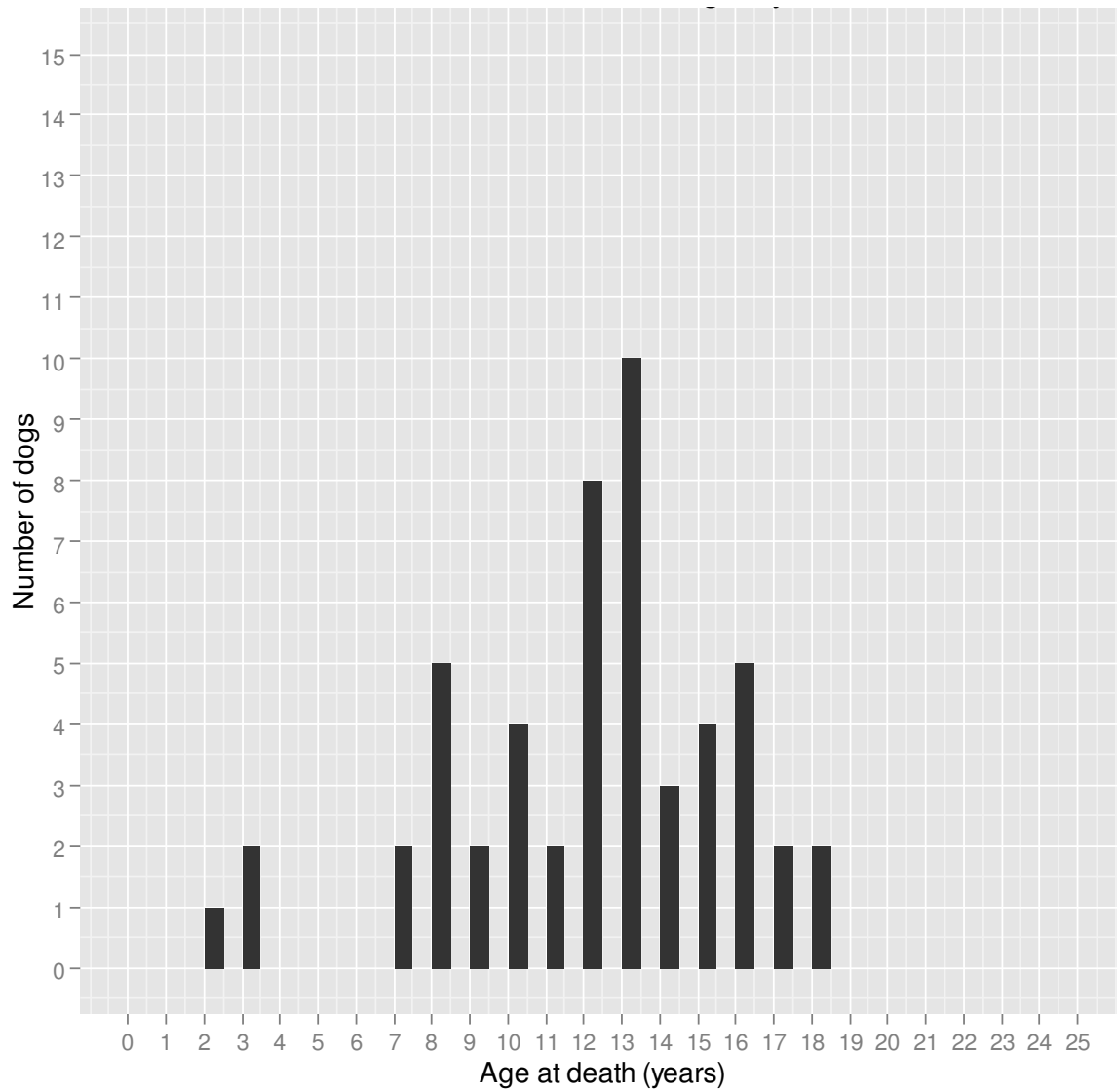
Forms were received representing 226 living dogs & 52 deceased dogs.

#### **Mortality results**

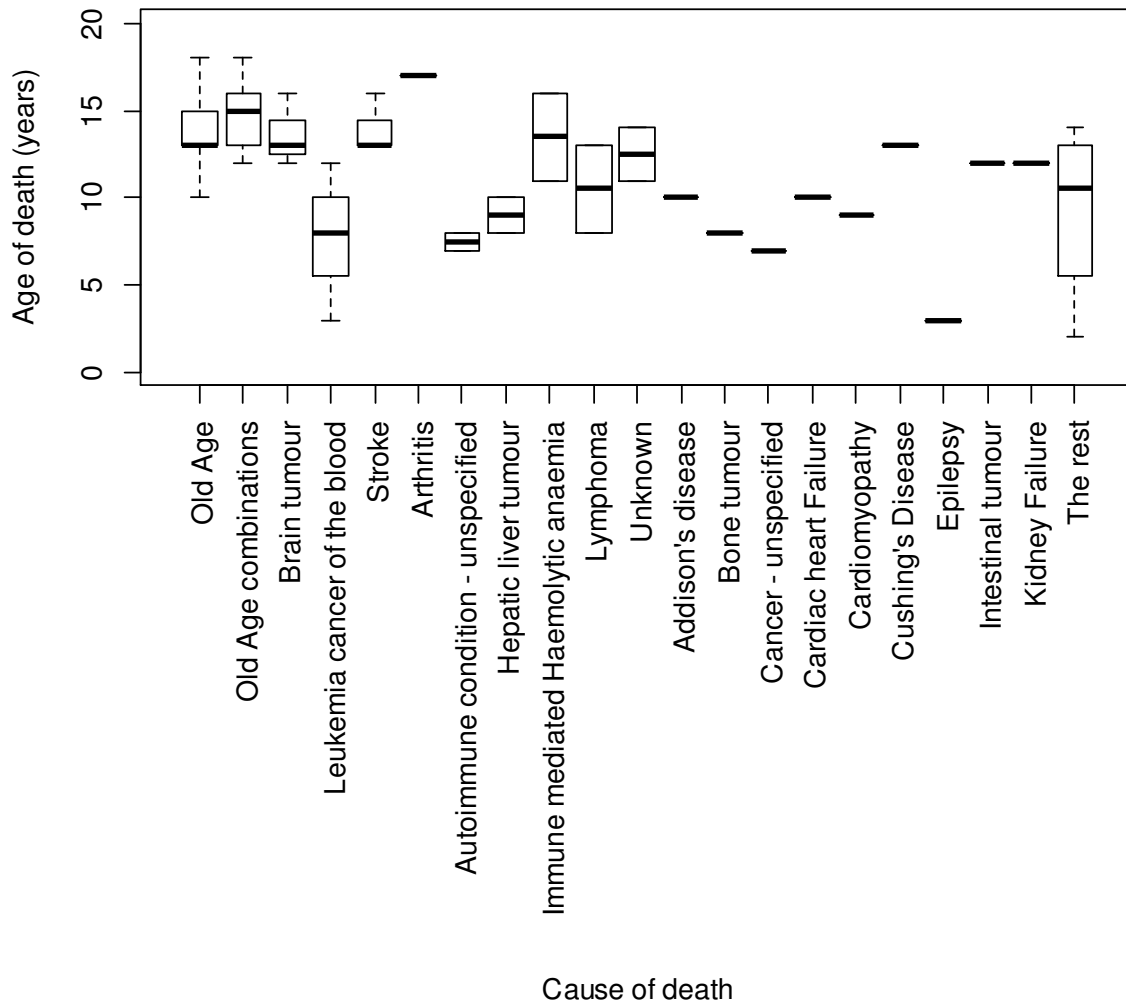
A total of 52 deaths were reported, representing 0.93% of all deaths reported in the Pedigree Breed Health survey. The median longevity for the Bearded Collie was 12.5 years (Figure 1). Table 1 shows the causes of death for the breed. Age at death is presented for the most common causes in Figure 2.

**Table 1** The twenty most common causes of death/reasons for euthanasia (N = 52 deceased dogs).

<b>Cause of death</b>	<b>Number of cases</b>	<b>Proportion (%)</b>
Old Age	13	25.00
Old Age combinations	5	9.62
Brain tumour	3	5.77
Leukemia cancer of the blood	3	5.77
Stroke	3	5.77
Arthritis	2	3.85
Autoimmune condition - unspecified	2	3.85
Hepatic liver tumour	2	3.85
Immune mediated Haemolytic anaemia	2	3.85
Lymphoma	2	3.85
Unknown	2	3.85
Addison's disease primary hypoadrenocorticism	1	1.92
Bone tumour	1	1.92
Cancer - unspecified	1	1.92
Cardiac heart Failure	1	1.92
Cardiomyopathy	1	1.92
Cushing's Disease	1	1.92
Epilepsy	1	1.92
Intestinal tumour	1	1.92
Kidney Failure	1	1.92



**Figure 1:** Histogram of the longevity for 52 reported deaths: overall median age at death was 12.5 years (minimum=2 years, maximum= 18 years); mean age at death was 11.92 years



**Figure 2:** Box and whisker plot of age at death in years for the twenty most common causes of death (N=52). The solid line within each box represents the median age of death from the condition. The box represents 50% of the dogs and the whiskers represent 95% of the dogs for each condition. The circles (o) represent possible outliers

## **Morbidity results**

The 226 live Bearded Collies represented 0.52% of total dogs in the survey. The median age of live dogs for the breed was 5 years (Table 2). Of the 226 Bearded Collie which the survey covers, 146 had reported no conditions and 80 reported affected by at least one condition (min = 1 condition(s), max = 8 conditions), giving a total of 160 incidents of conditions.

The gender, neuter status and age of neutering summary statistics for Bearded Collie's are shown in Table 3. There were ... dogs with responses for Body Condition displayed in Table 4.

The median age the dogs were first affected by a condition was 6 years (min = 0 years, max= 16 years, Figure 3). The ages for the most common conditions is displayed in Figure 4. Table 5 shows the frequency of occurrence of all reported disease conditions for the Bearded Collie.

**Table 2:** The summary statistics for the dogs' current age when survey was completed

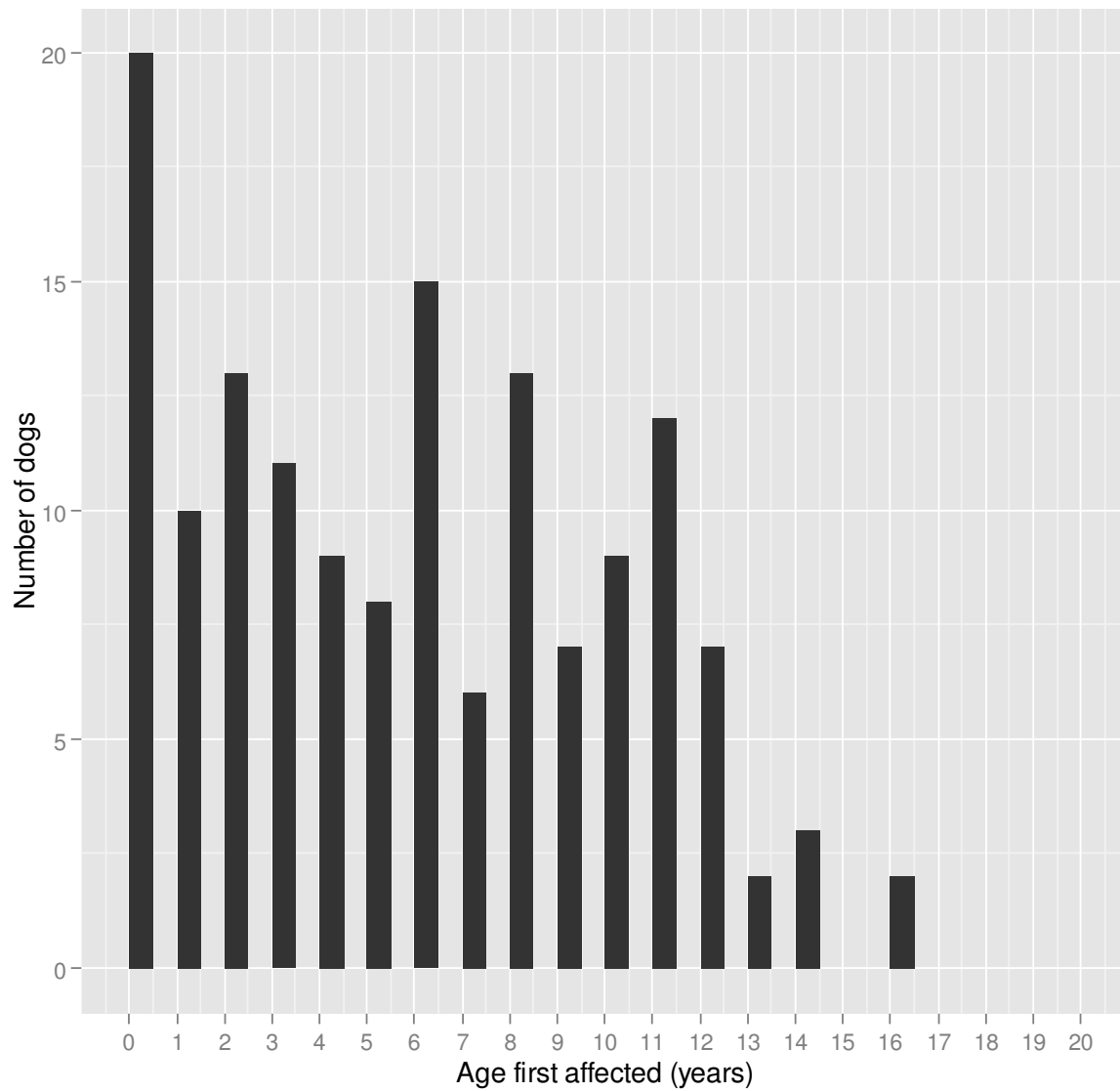
<b>Number of Dogs</b>	<b>Mean age (years)</b>	<b>Median age (years)</b>	<b>Min age (years)</b>	<b>Max age (years)</b>
226	5.60	5	0	22

**Table 3:** Gender, neuter status and age summary statistics for dogs where gender and neuter status was reported

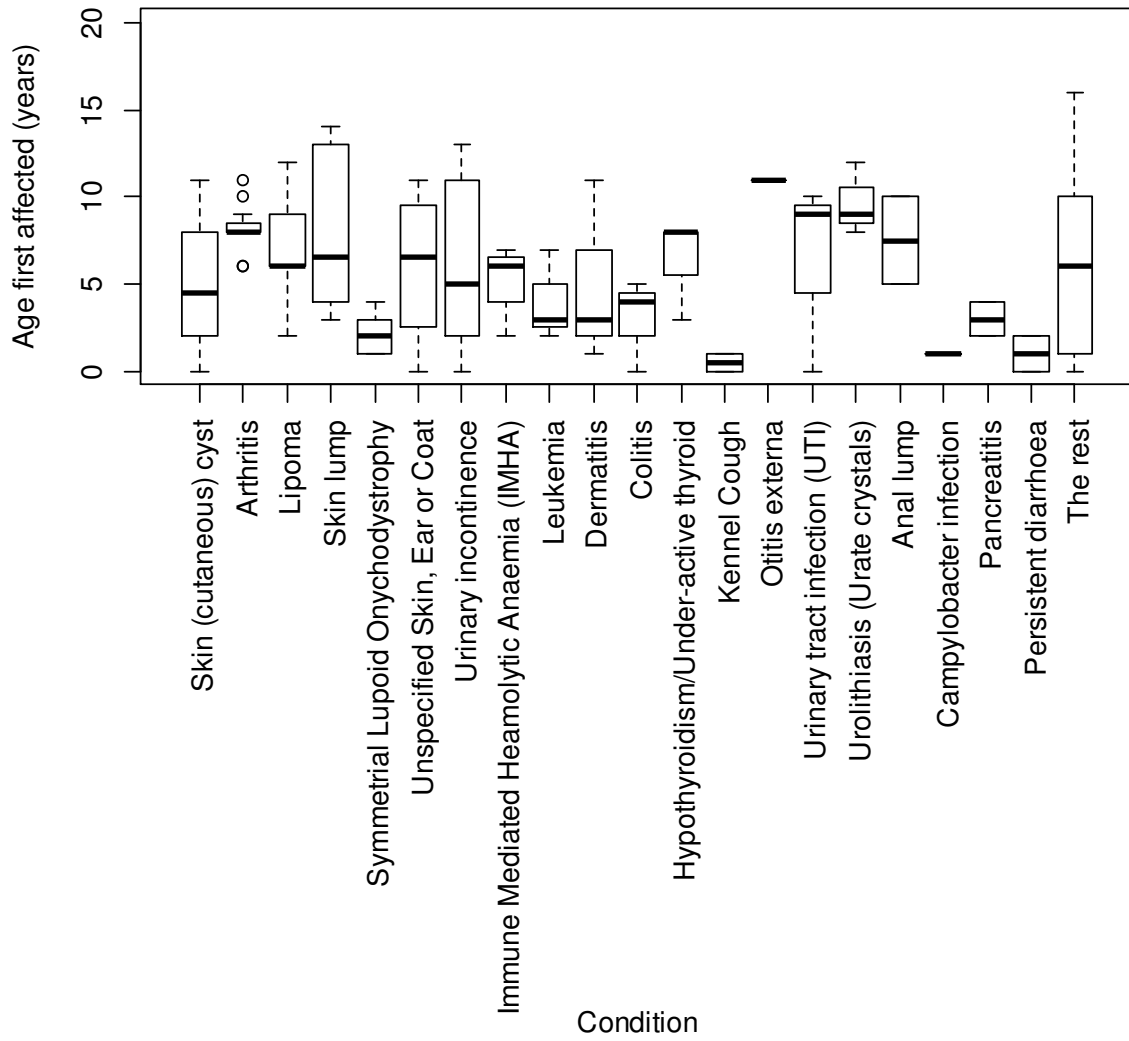
<b>Sex</b>	<b>Neuter status</b>	<b>Age known</b>	<b>Count</b>	<b>Mean age neutered (years)</b>	<b>Median age neutered (years)</b>	<b>Min age neutered (years)</b>
Female	Neutered	Yes	57	2.86	2	0
Female	Not neutered	No	41	NA	NA	NA
Female	Unknown	No	4	NA	NA	NA
Male	Neutered	Yes	45	2.18	1	0
Male	Not neutered	No	71	NA	NA	NA
Male	Unknown	No	8	NA	NA	NA

**Table 4:** The body condition comment and the age of the dog when this comment was made

<b>Body condition</b>	<b>Count</b>	<b>Mean age comment made (years)</b>	<b>Median age comment made (years)</b>	<b>Min age comment made (years)</b>	<b>Max age comment made (years)</b>
No comment was made by vet	11	6.00	7	0	12
Normal	154	4.77	4	0	15
Somewhat overweight	6	4.67	5	1	7
Somewhat underweight	6	4.50	2.5	1	16



**Figure 3:** Histogram showing frequency of known age at diagnosis for the disease conditions reported



**Figure 4:** Box and whisker plot of age at diagnosis in years for the most common disease conditions in descending order. The solid line within each box represents the median age at diagnosis from the condition. The box represents 50% of the dogs and the whiskers represent 95% of the dogs for each condition. The circles (o) represent possible outliers

**Table 5:** The most commonly reported disease conditions in descending order for the breed (N = 226 live dogs)

Condition	Number of cases of disease	Proportion (%)	Prevalence (%)
Skin (cutaneous) cyst	19	11.88	8.41
Arthritis	11	6.88	4.87
Lipoma	9	5.63	3.98
Skin lump	7	4.38	3.10
Symmetrical Lupoid Onychodystrophy	5	3.13	2.21
Unspecified Skin, Ear or Coat	5	3.13	2.21
Urinary incontinence	5	3.13	2.21
Dermatitis	4	2.50	1.77
Immune Mediated Hemolytic Anaemia (IMHA)	4	2.50	1.77
Leukemia	4	2.50	1.77
Colitis	3	1.88	1.33
Hypothyroidism/Under-active thyroid	3	1.88	1.33
Kennel Cough	3	1.88	1.33
Otitis externa	3	1.88	1.33
Urinary tract infection (UTI)	3	1.88	1.33
Urolithiasis (Urate crystals)	3	1.88	1.33
Anal lump	2	1.25	0.88
Campylobacter infection	2	1.25	0.88
Cryptorchidism	2	1.25	0.88
Food Allergy	2	1.25	0.88

Proportion of morbidity as %= N/160 disease conditions, prevalence %= N/226 live dogs

### **Summary**

From the dogs surveyed, most Bearded Collies were not affected by a disease condition (64.60%). The most commonly reported disease condition in live dogs was skin (cutaneous) cyst. The most commonly reported cause of death was old age.