

Report from the Kennel Club/
British Small Animal Veterinary Association
Scientific Committee

Summary results of the
Purebred Dog Health Survey
for Tibetan Terriers

Warning: The results of this survey and particularly the breed-specific analyses should be interpreted with caution. The overall response rate was only 24% with breed-specific response rates from 4.5% to 64.7%.

Tibetan Terriers

A total of 314 forms were sent out and 103 were returned, representing 280 live dogs. This breed had a 32.8% response rate (103/314) and it represented 0.75% of all returns (103/13,741).

Mortality data

A total of 95 deaths were reported and this represents 0.60% of all deaths reported in the survey (95/15,881). The median age at death for Tibetan Terriers was 12 years and 2 months (min = 6 months, max = 18 years and 3 months) and this was higher than the overall median of 11 years and 3 months (Figure 1). Table 1 shows the causes of death for Tibetan Terriers. Age at death is presented for the most common causes of death (Figure 2).

Table 1. Causes of death by organ system/category for Tibetan Terriers.

Cause of death	N	%	Most common specific causes in descending order
1 Cancer	30	31.6	Lymphoma; type unspecified; carcinoma; leukaemia
2 Old age	21	22.1	Old age & age combinations
3 Cardiac	9	9.5	Heart attack; heart failure; MVD; heart defect unspecified
4 Urologic	8	8.4	Kidney failure; kidney amyloidosis
5 Combinations	7	7.4	Deaf & blind; kidney failure; cardiac (various)
6 Hepatic	3	3.2	Liver failure; liver disease (unspecified)
7 Cerebral vascular	2	2.1	Stroke or cerebral vascular accident
8 Collapse	2	2.1	
9 Immune mediated	2	2.1	Unspecified
10 Other	2	2.1	Uncodeable
11 Behaviour	1	1.1	Unspecified behavioural problem
12 Endocrine	1	1.1	Cushings disease
13 Gastrointestinal	1	1.1	Colitis
14 Musculoskeletal	1	1.1	Hip dysplasia
15 Neurologic	1	1.1	Seizures
16 Respiratory	1	1.1	Choked
17 Systemic	1	1.1	Allergy to insect bite or sting or snake bite
18 Trauma	1	1.1	Attacked by dog
19 Unknown	1	1.1	
Total	95	100.0	

MVD=mitral valve disease

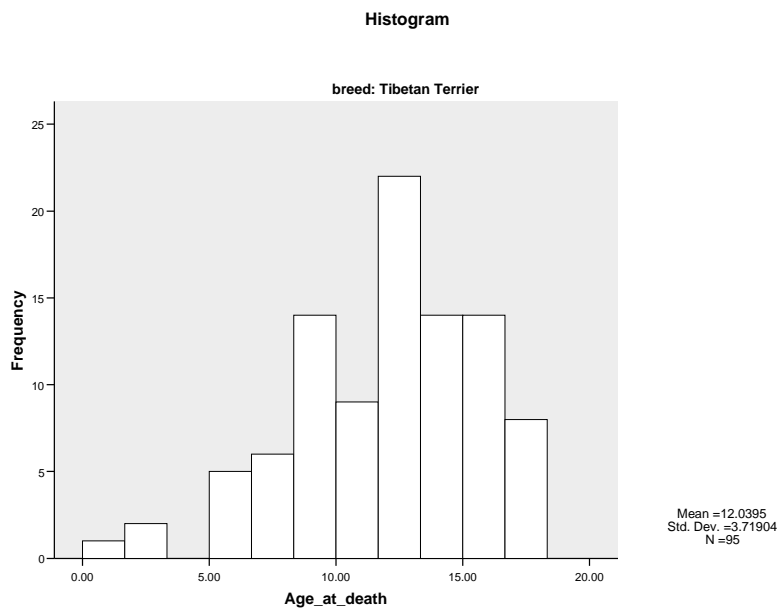


Figure 1. Histogram showing the frequency (as number of dogs) of age at death (in years) for the 95 Tibetan Terrier deaths with age at death reported.

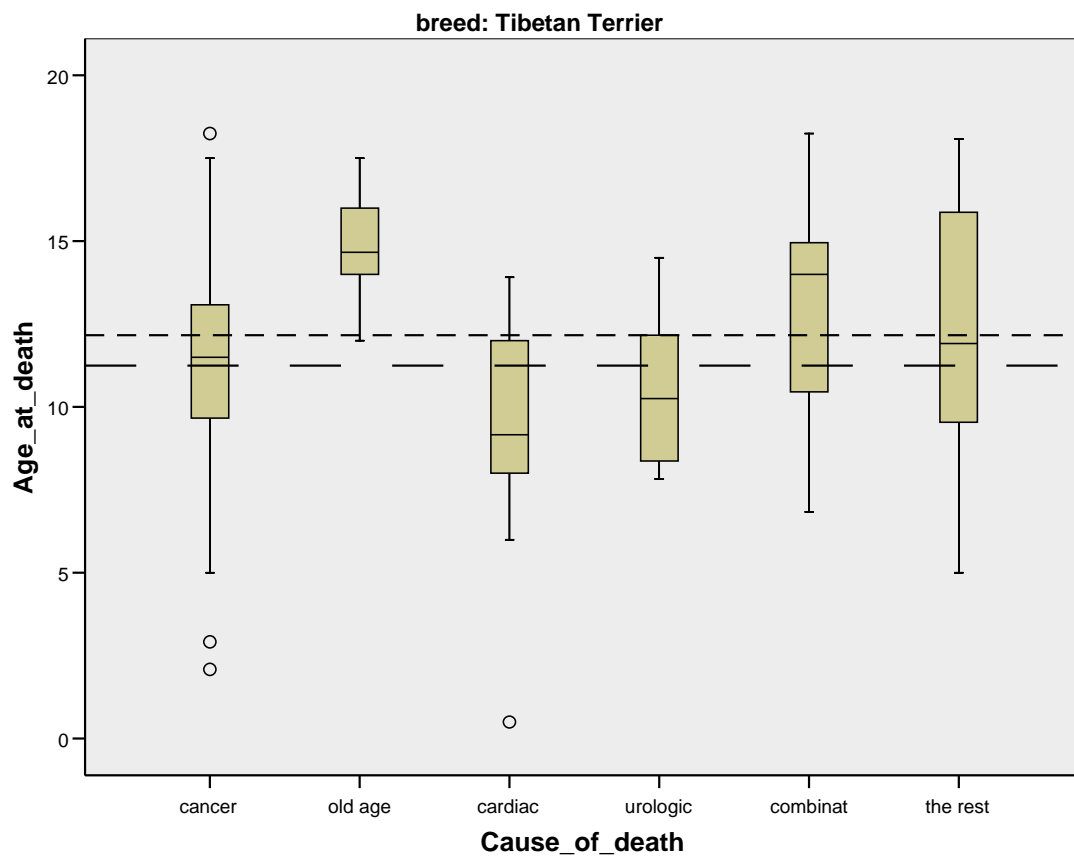


Figure 2. Box and whisker plot of age at death in years for the most common causes of death in Tibetan Terriers (N=95). The dashed line (---) is the overall median age at death for all dogs in the survey and the dotted line (----) is the overall median age of death for Tibetan Terriers. The solid line within each grey box represents the median age at death from the condition.

Morbidity data

The median current age of the 280 live dogs with a reported age was 5 years and 12 months (min=2 months, max=17 years and 5 months, Figure 3). Health information was reported for 280 live dogs of which 165 (59%) were healthy and 115 (41%) had at least one reported health condition, resulting in a total of 213 reported conditions with a median of 1 condition/dog (min=1, max=9).

The median current age of all healthy dogs with a reported age (N=165) was 4 years and 3 months (min=2 months, max=17 years and 5 months). The distribution of gender and neuter status is shown in Table 2.

The median current age of all dogs with one or more disease conditions and a reported age (N=106) was 8 years and 7 months (min=7 months, max=17 years and 5 months). The median age at diagnosis for all disease occurrences with a reported age at diagnosis (N=196) was 5 years and 3 months (min= 3 months, max= 15 years, Figure 4). Table 3 shows the disease conditions for Tibetan Terriers. Age at diagnosis is presented for the most common disease conditions (Figure 5).

Table 2. Distribution of gender and neuter status for 277 Tibetan Terriers with reported gender and neuter status.

Gender	Neuter status		Totals
	Intact	Neutered	
Female	108	86	194 (70%)
Male	55	28	83 (30%)
Totals	163 (59%)	114 (41%)	277 (100%)

There was no association between gender and neuter status (P=0.1007).

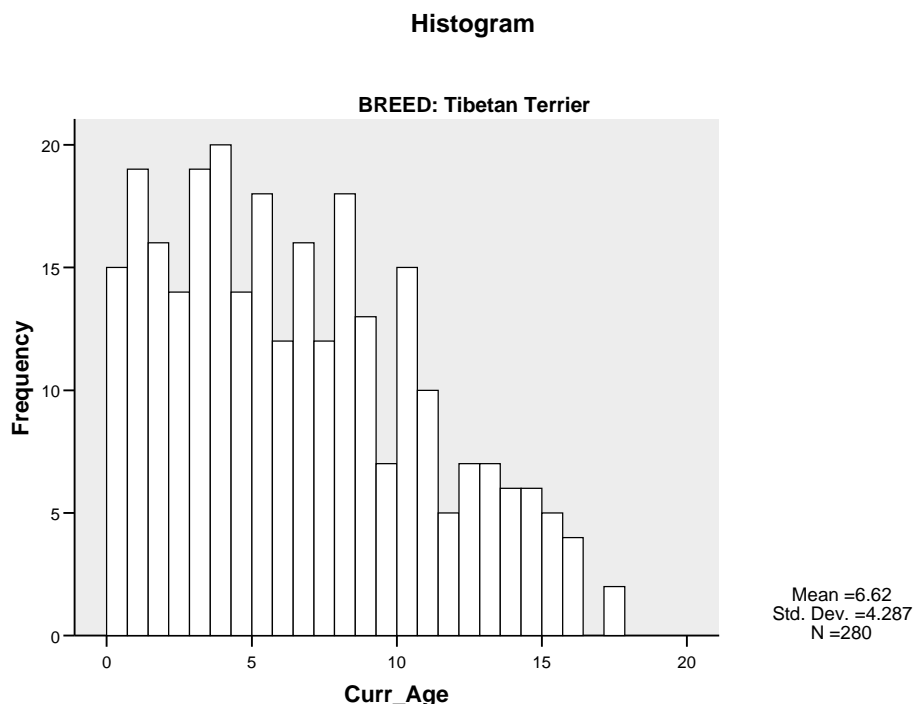


Figure 3. Histogram showing frequency of current age in years for the 280 live Tibetan Terriers with age reported.

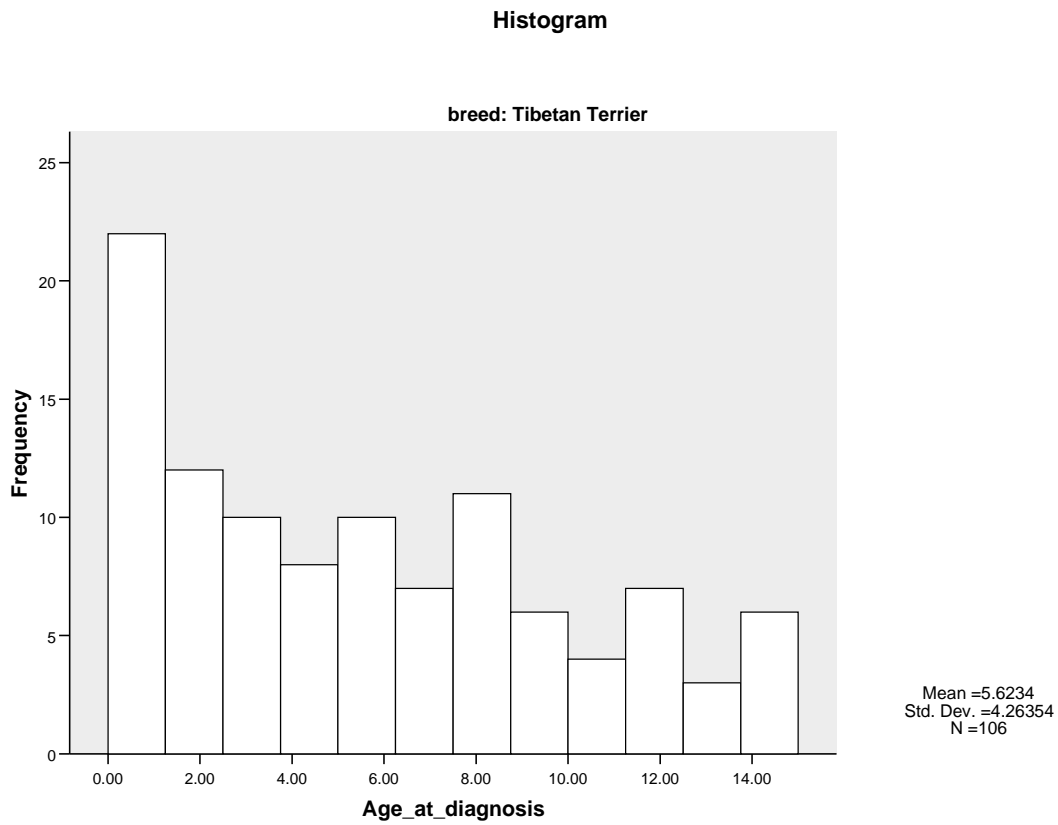


Figure 4. Histogram showing frequency of age at diagnosis for the 106 Tibetan Terriers with one or more disease conditions, using the youngest age at which a disease condition was first reported for those dogs with more than one disease condition or episode.

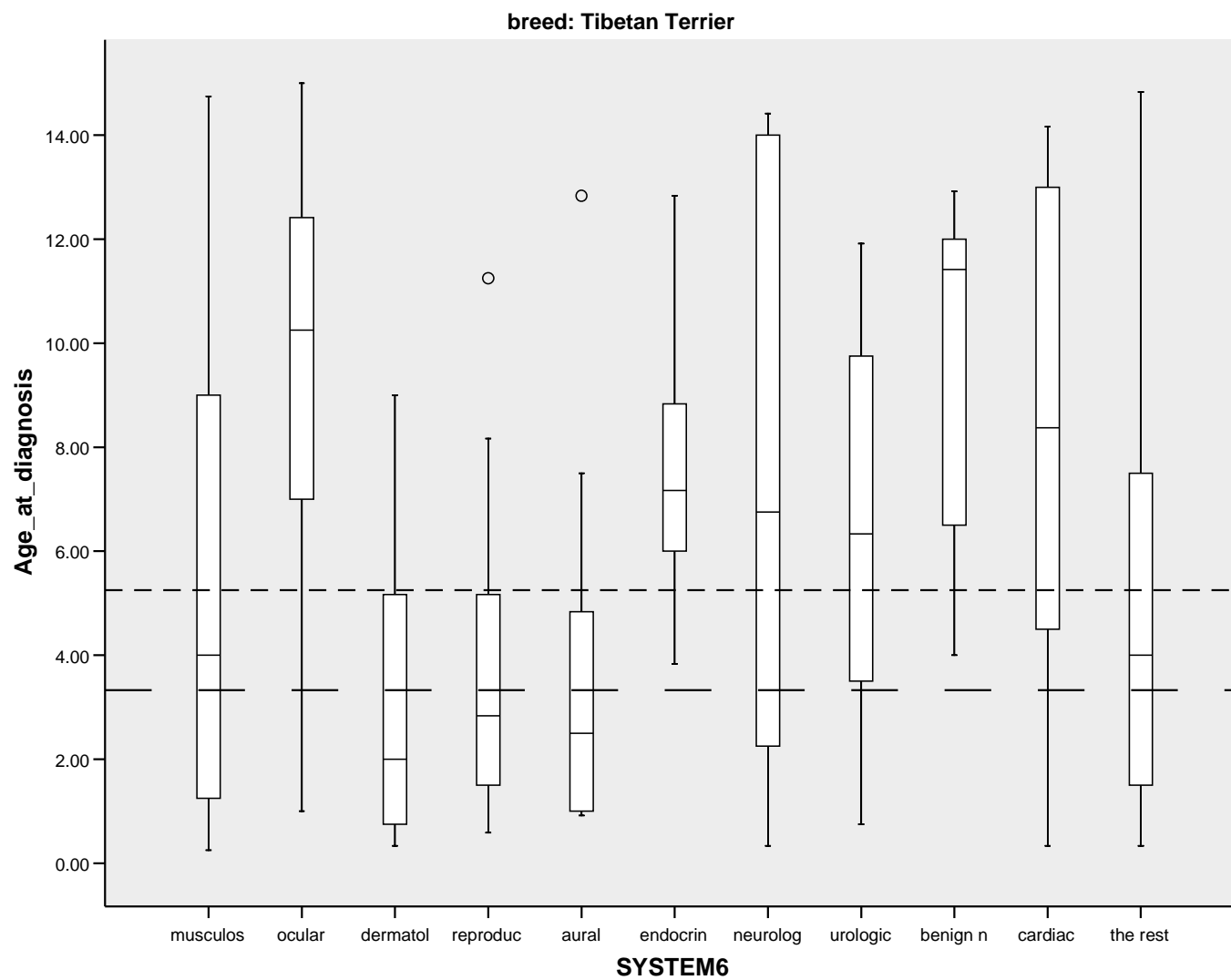


Figure 5. Box and whisker plot of age at diagnosis in years for the most common disease conditions in descending order for Tibetan Terriers (N=106 dogs with 196 conditions with age reported). The dashed line (---) is the overall median age at diagnosis for all dogs in the survey and the dotted line (----) is the overall median age at diagnosis for Tibetan Terriers. The solid line within each grey box represents the median age at diagnosis from the condition.

Table 3. Disease conditions by organ system/category for Tibetan Terriers.

Disease condition	All conditions		Most common specific conditions in descending order
	N	%	
1 Musculoskeletal	28	13.1	CLR; CHD; arthritis (hips>rest); patellar luxation
2 Ocular	27	12.7	Cataracts; KCS; night blindness; glaucoma; epiphora; PPM; corneal ulcer
3 Dermatologic	25	11.7	Dermatitis; mites (sarcoptes); seborrhoea; zinc-responsive dermatitis
4 Reproductive	22	10.3	False pregnancy; irregular heats; pyometra; dystochia (uterine inertia=physical blockage)
5 Aural	13	6.1	Otitis externa; ear mites; excessive ear wax
6 Immune mediated	13	6.1	Flea allergy; atopy; gluten-sensitive enteropathy; AIHA; food allergy; other (unspecified)
7 Endocrine	12	5.6	Hypothyroidism; hyperthyroidism; diabetes mellitus; unspecified; hair loss (undiagnosed)
8 Neurologic	12	5.6	Seizures; deafness; fibrocartilaginous embolism; vestibular disease; weakness
9 Urologic	11	5.2	Incontinence (unspecified>OHE); cystitis; cystouroliths (cystine=unspecified=struvite)
10 Respiratory	10	4.7	Noisy breathing; bronchitis; kennel cough; long soft palate; difficulty breathing
11 Benign neoplasia	9	4.2	Lipoma
12 Gastrointestinal	9	4.2	Colitis; campylobacter; inflammatory bowel diseases (IBD); pancreatitis; vomiting
13 Cardiac	6	2.8	Heart murmur (unspecified>without clinical signs)
14 Dental	5	2.3	Dental disease; retained puppy teeth
15 Trauma	3	1.4	Hindlimb; urinary tract (unspecified); other (unspecified)
16 Anal gland	2	0.9	Anal sacculitis
17 Behaviour	2	0.9	Unspecified
18 Cancer	2	0.9	Carcinoma (tail); unspecified (skin)
19 Other	1	0.5	Uncodeable
20 Unknown	1	0.5	Undiagnosed liver disease
Total	213	100.0	