

Report from the Kennel Club/  
British Small Animal Veterinary Association  
Scientific Committee

Summary results of the  
Purebred Dog Health Survey  
for the Siberian Husky breed

Warning: The results of this survey and particularly the breed-specific analyses should be interpreted with caution. The overall response rate was only 24% with breed-specific response rates from 4.5% to 64.7%.

## The Siberian Husky breed

A total of 956 forms were sent out and 188 were returned, representing 797 live dogs. This breed had a 19.7% response rate (188/956) and it represented 1.37% of all returns (188/13,741).

### Mortality data

A total of 129 deaths were reported and this represents 0.81% of all deaths reported in the survey (129/15,881). The median age at death for the Siberian Husky breed was 12 years and 7 months (min = 5 months, max = 18 years and 1 month) and this was higher than the overall median of 11 years and 3 months (Figure 1). Table 1 shows the causes of death for the Siberian Husky breed. Age at death is presented for the most common causes of death (Figure 2).

Table 1. Causes of death by organ system/category for the Siberian Husky breed.

Cause of death	N	%	Most common specific causes in descending order
1 Cancer	41	31.8	Type unspecified; brain tumour; carcinoma; lymphoma
2 Old age	21	16.3	Old age & age combinations
3 Neurologic	9	7.0	IVDD; seizures; spinal disease unspecified
4 Cardiac	8	6.2	Heart attack; heart failure; dilated cardiomyopathy
5 Gastrointestinal	7	5.4	Gastric dilatation/volvulus (GDV); gastroenteritis; colitis
6 Hepatic	6	4.7	Liver failure; liver disease unspecified
7 Trauma	4	3.1	Unspecified; road traffic accident; spinal injury
8 Urologic	4	3.1	Kidney failure (chronic>acute)
9 Combinations	3	2.3	
10 Endocrine	3	2.3	Diabetes mellitus; hyperthyroidism
11 Musculoskeletal	3	2.3	Arthritis
12 Portosystemic shunt (PSS)	2	1.6	
13 Other	2	1.6	Uncodeable
14 Perioperative	2	1.6	
15 Reproductive	2	1.6	Pyometra
16 Respiratory	2	1.6	Bronchitis; pneumonia
17 Senility	2	1.6	
18 Unknown	2	1.6	
19 Cerebral vascular	1	0.8	Stroke or cerebral vascular accident
20 Hyperthermia	1	0.8	
21 Infection	1	0.8	Viral (unspecified)
22 Ocular	1	0.8	Blindness
23 Poisoning	1	0.8	
24 Sudden death	1	0.8	
Total	129	100.0	

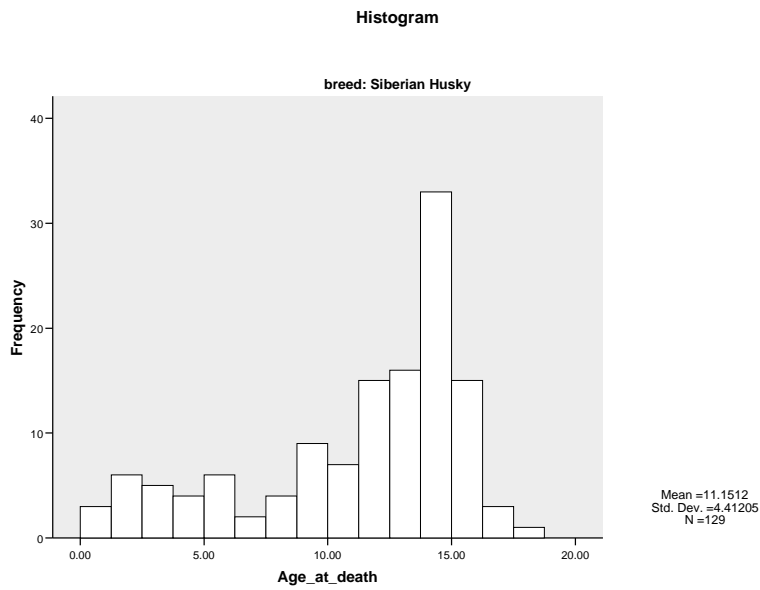


Figure 1. Histogram showing the frequency (as number of dogs) of age at death (in years) for the 129 Siberian Husky deaths with age at death reported.

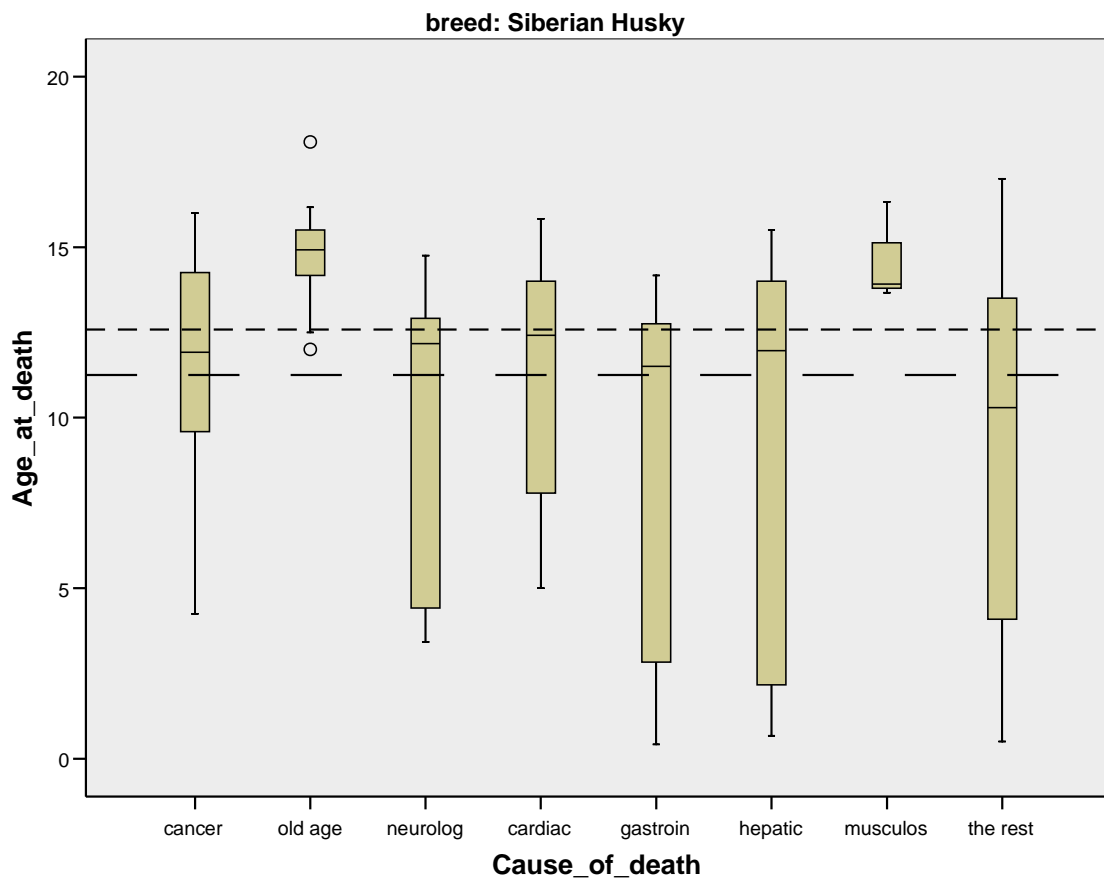


Figure 2. Box and whisker plot of age at death in years for the most common causes of death in the Siberian Husky breed (N=129). The dashed line (---) is the overall median age at death for all dogs in the survey and the dotted line (----) is the overall median age of death for the Siberian Husky breed. The solid line within each grey box represents the median age at death from the condition.

**Morbidity data**

The median current age of the 797 live dogs with a reported age was 4 years and 8 months (min=2 months, max=17 years and 6 months, Figure 3). Health information was reported for 797 live dogs of which 563 (71%) were healthy and 234 (29%) had at least one reported health condition, resulting in a total of 371 reported conditions with a median of 1 condition/dog (min=1, max=7).

The median current age of all healthy dogs with a reported age (N=563) was 4 years and 3 months (min=2 months, max=16 years and 5 months). The distribution of gender and neuter status is shown in Table 2.

The median current age of all dogs with one or more disease conditions and a reported age (N=226) was 6 years and 2 months (min=5 months, max=17 years and 6 months). The median age at diagnosis for all disease occurrences with a reported age at diagnosis (N=359) was 2 years and 5 months (min= 1 month, max= 16 years and 11 months, Figure 4). Table 3 shows the disease conditions for the Siberian Husky breed. Age at diagnosis is presented for the most common disease conditions (Figure 5).

Table 2. Distribution of gender and neuter status for the 782 Siberian Husky breed with reported gender and neuter status.

Gender	Neuter status		Totals
	Intact	Neutered	
Female	267	142	409 (52%)
Male	287	86	373 (48%)
Totals	554 (71%)	228 (29%)	782 (100%)

Significantly more females were neutered (P=0.0003).

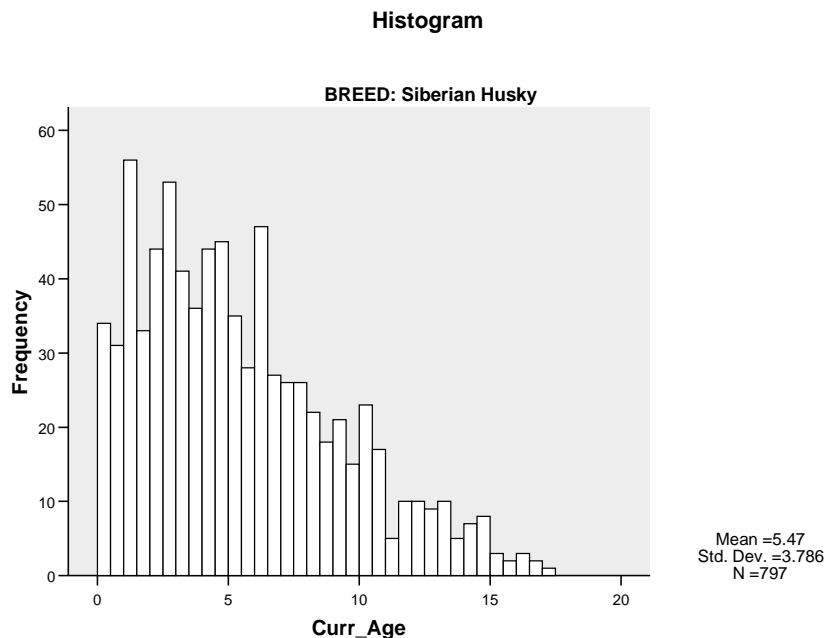


Figure 3. Histogram showing frequency of current age in years for the 797 live Siberian Husky breed with age reported.

### Histogram

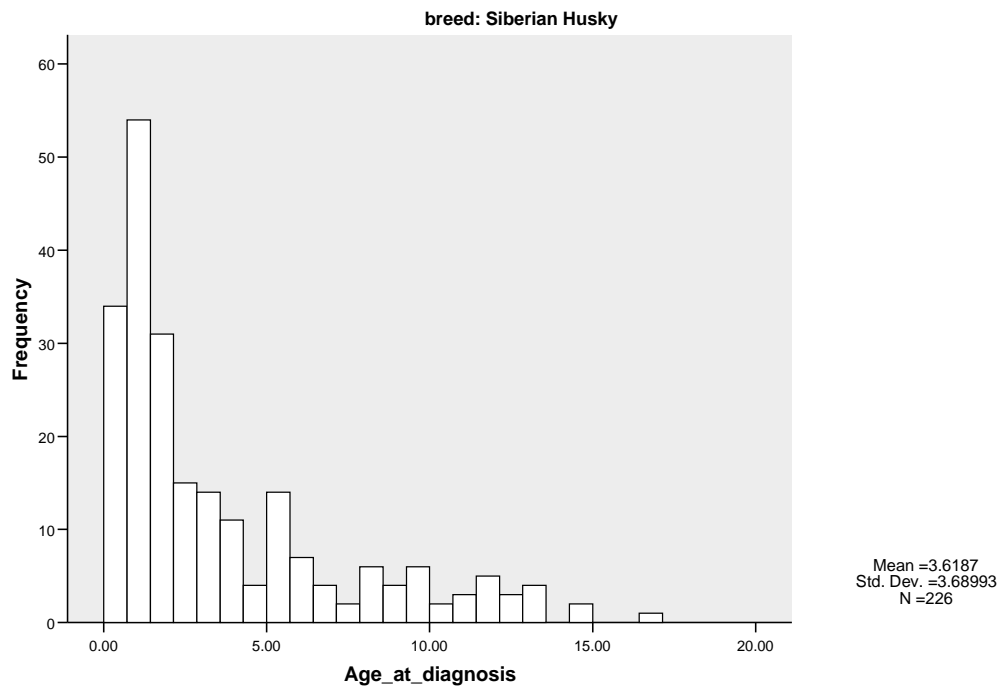


Figure 4. Histogram showing frequency of age at diagnosis for the 226 Siberian Husky breed with one or more disease conditions, using the youngest age at which a disease condition was first reported for those dogs with more than one disease condition or episode.

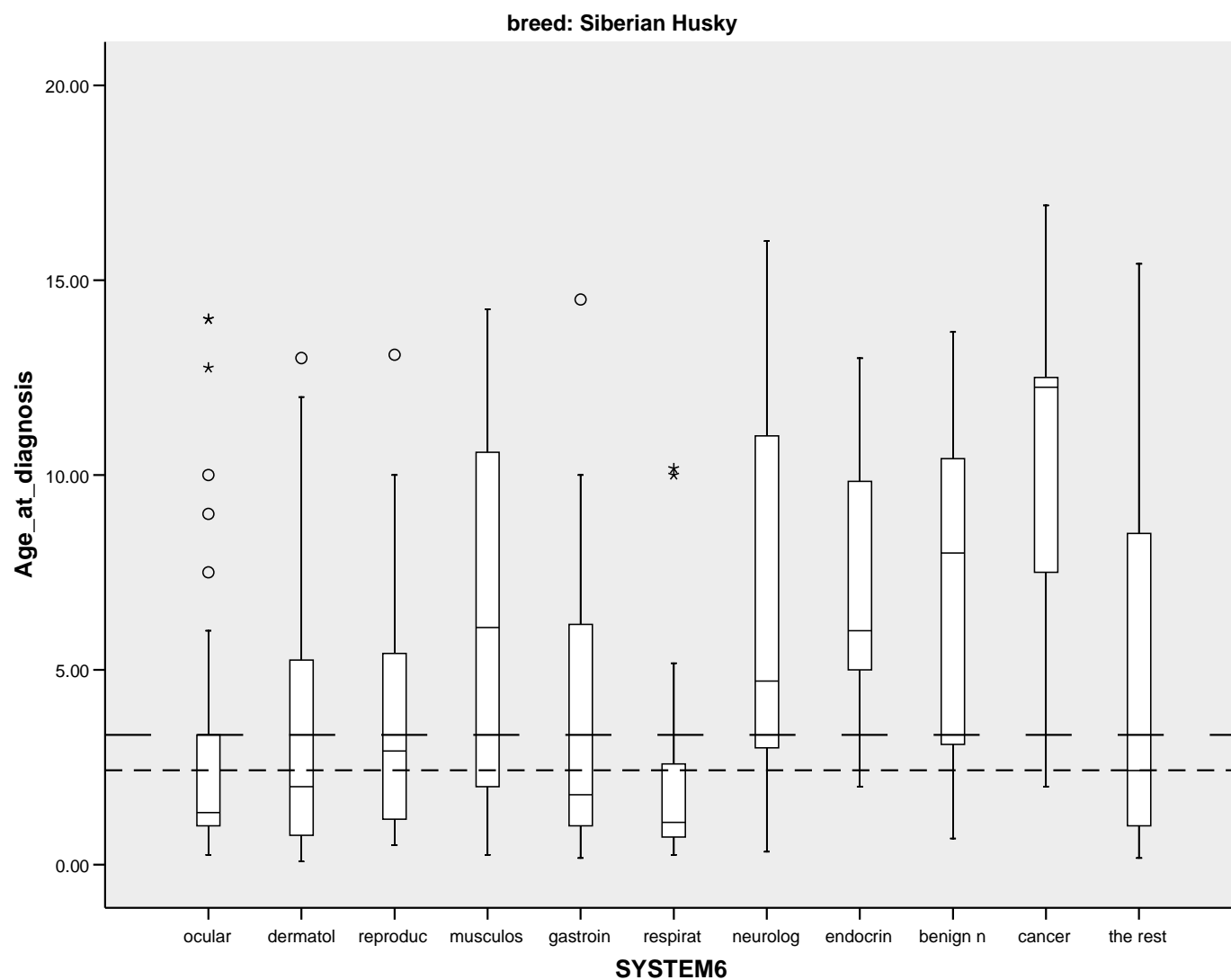


Figure 5. Box and whisker plot of age at diagnosis in years for the most common disease conditions in descending order for the Siberian Husky breed (N=226 dogs with 359 conditions with age reported). The dashed line (---) is the overall median age at diagnosis for all dogs in the survey and the dotted line (----) is the overall median age at diagnosis for the Siberian Husky breed. The solid line within each grey box represents the median age at diagnosis from the condition.

Table 3. Disease conditions by organ system/category for the Siberian Husky breed.

Disease condition	All conditions		Most common specific conditions in descending order
	N	%	
1 Ocular	67	18.1	Cataracts; PPM; congenital cataracts; glaucoma; goniodysgenesis; epiphora
2 Dermatologic	52	14.0	Zinc-responsive dermatosis; pyotraumatic dermatitis; dermatitis; alopecia
3 Reproductive	48	12.9	Cryptorchid; false pregnancy; dystochia (uterine inertia>physical blockage); pyometra
4 Musculoskeletal	34	9.2	Arthritis (hindlimb=hips>rest); stiff joints; CLR; CHD; lameness
5 Gastrointestinal	32	8.6	Diarrhoea; colitis; foreign body obstruction; IBD; salivary gland removal
6 Respiratory	28	7.5	Kennel cough; rhinitis; coughing; long soft palate; noisy breathing; pneumonia
7 Neurologic	18	4.9	Seizures; deafness; IVDD (unspec>cervical=lumbosacral); CDRM; narcolepsy
8 Endocrine	13	3.5	Hypothyroidism; diabetes mellitus; Addison's disease
9 Benign neoplasia	11	3.0	Lipoma; unspecified
10 Urologic	11	3.0	Cystitis; cysturoliths (struvite>unspecified); incontinence (unspecified>after spay)
11 Cardiac	10	2.7	Heart murmur (unspecified>grade 1); aortic stenosis; CHF; collapse; coughing;
12 Cancer	9	2.4	Unspecified (mammary>skin=leg); adenocarcinoma; haemangiosarcoma (thigh)
13 Dental	8	2.2	Dental disease; retained puppy teeth
14 Immune mediated	7	1.9	Gluten-sensitive enteropathy; atopy; allergy to bee sting
15 Trauma	6	1.6	Spine; other (unspecified); eyeball
16 Unknown	5	1.3	Unknown; undiagnosed liver disease
17 Aural	4	1.1	Otitis externa; excessive ear wax
18 Anal gland	3	0.8	Anal sacculitis
19 Other	3	0.8	Uncodeable
20 Behaviour	1	0.3	Unspecified
21 Cerebrovascular	1	0.3	Stroke or cerebral vascular accident
Total	371	100.0	

PPM=persistent papillary membrane (PPM)

CDRM=chronic degenerative radiculomyelopathy

CHF=congestive heart failure