

Report from the Kennel Club/  
British Small Animal Veterinary Association  
Scientific Committee

Summary results of the  
Purebred Dog Health Survey  
for Rottweilers

Warning: The results of this survey and particularly the breed-specific analyses should be interpreted with caution. The overall response rate was only 24% with breed-specific response rates from 4.5% to 64.7%.

## Rottweilers

A total of 252 forms were sent out and 67 were returned, representing 220 live dogs. This breed had a 26.6% response rate (67/252) and it represented 0.49% of all returns (67/13,741).

### **Mortality data**

A total of 137 deaths were reported and this represents 0.86% of all deaths reported in the survey (137/15,881). The median age at death for Rottweilers was 8 years and 11 months (min = 5 months, max = 16 years and 9 months) and this was lower than the overall median of 11 years and 3 months (Figure 1). Table 1 shows the causes of death for Rottweilers. Age at death is presented for the most common causes of death (Figure 2).

Table 1. Causes of death by organ system/category for Rottweilers.

Cause of death	N	%	Most common specific causes in descending order
1 Cancer	62	45.3	Osteosarcoma; unspecified
2 Old age	14	10.2	Old age
3 Musculoskeletal	8	5.8	Hip dysplasia; arthritis; CLR; myositis
4 Cardiac	7	5.1	Heart attack; heart failure; heart defect unspecified
5 Cerebral vascular	7	5.1	Stroke or cerebral vascular accident
6 Other	6	4.4	Uncodeable
7 Combinations	5	3.6	
8 Immune mediated	4	2.9	Unspecified; MMM; thrombocytopaenia
9 Neurologic	4	2.9	Spinal paralysis; seizures; spinal cord disease
10 Unknown	4	2.9	
11 Urologic	4	2.9	Kidney failure
12 Perioperative	3	2.2	Postoperative > perioperative
13 Trauma	3	2.2	Spinal; road traffic accident
14 Gastrointestinal	2	1.5	Parvovirus; foreign body obstruction
15 Respiratory	2	1.5	Choked; respiratory failure
16 Hepatic	1	0.7	Liver failure
17 Systemic	1	0.7	Allergy to insect bite or sting or snake bite
Total	137	100.0	

MMM=masticatory muscle myositis

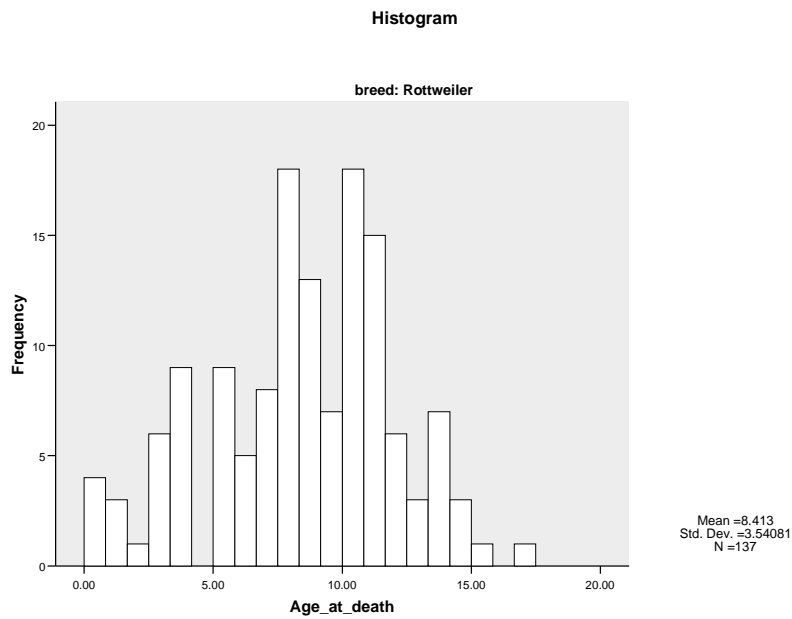


Figure 1. Histogram showing the frequency (as number of dogs) of age at death (in years) for the 137 Rottweiler deaths with age at death reported.

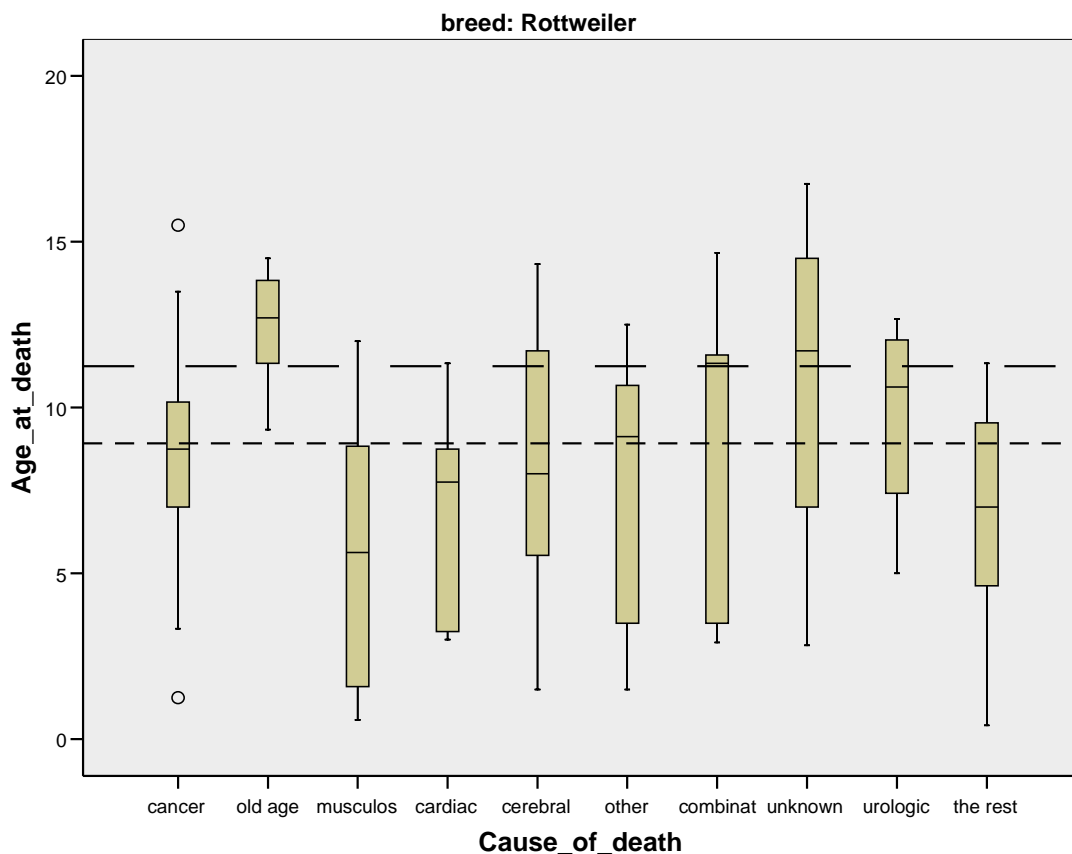


Figure 2. Box and whisker plot of age at death in years for the most common causes of death in Rottweilers (N=137). The dashed line (---) is the overall median age at death for all dogs in the survey and the dotted line (----) is the overall median age of death for Rottweilers. The solid line within each grey box represents the median age at death from the condition.

**Morbidity data**

The median current age of the 220 live dogs with a reported age was 4 years and 5 months (min=2 months, max=11 years and 3 months, Figure 3). Health information was reported for 220 live dogs of which 137 (62%) were healthy and 83 (38%) had at least one reported health condition, resulting in a total of 136 reported conditions with a median of 1 condition/dog (min=1, max=7).

The median current age of all healthy dogs with a reported age (N=137) was 3 years and 8 months (min=2 months, max=11 years and 3 months). The distribution of gender and neuter status is shown in Table 2.

The median current age of all dogs with one or more disease conditions and a reported age (N=83) was 6 years (min=10 months, max=10 years and 6 months). The median age at diagnosis for all disease occurrences with a reported age at diagnosis (N=136) was 2 years (min= 2 months, max= 10 years and 4 months, Figure 4). Table 3 shows the disease conditions for Rottweilers. Age at diagnosis is presented for the most common disease conditions (Figure 5).

Table 2. Distribution of gender and neuter status for 212 Rottweilers with reported gender and neuter status.

Gender	Neuter status		Totals
	Intact	Neutered	
Female	92	38	130 (61%)
Male	73	9	82 (39%)
Totals	165 (78%)	47 (22%)	212 (100%)

Significantly more females were neutered (P=0.0018).

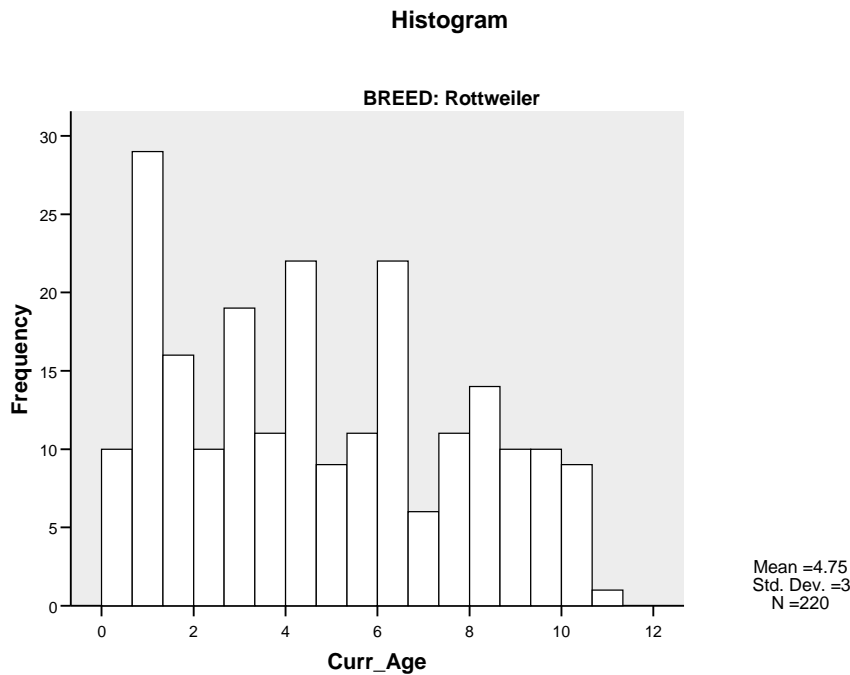


Figure 3. Histogram showing frequency of current age in years for the 220 live Rottweilers with age reported.

### Histogram

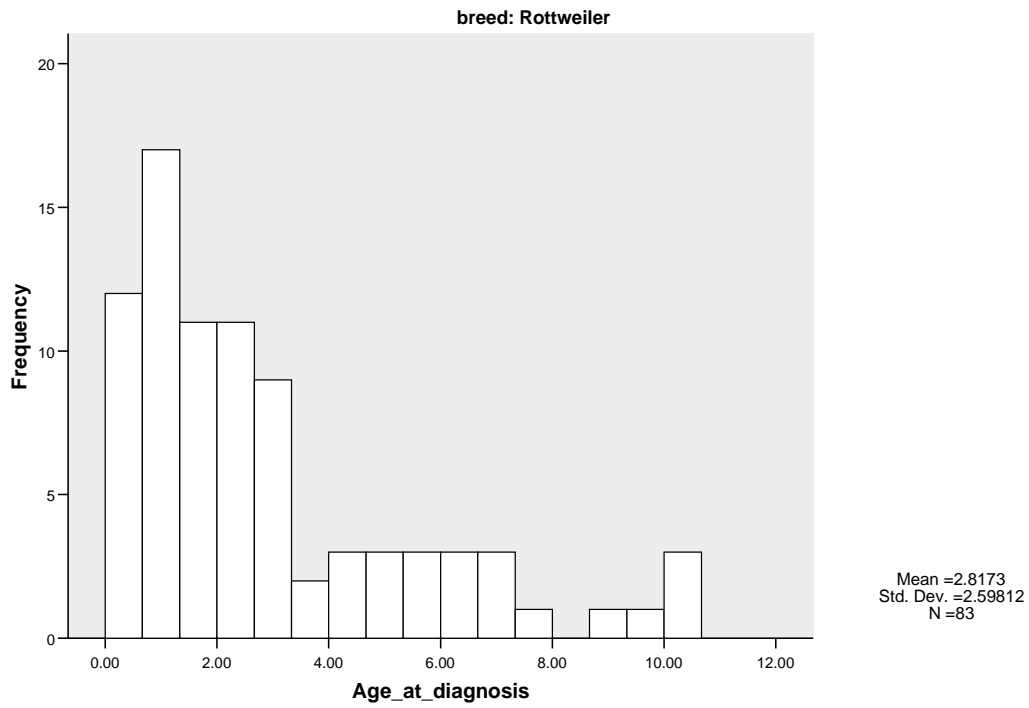


Figure 4. Histogram showing frequency of age at diagnosis for the 83 Rottweilers with one or more disease conditions, using the youngest age at which a disease condition was first reported for those dogs with more than one disease condition or episode.

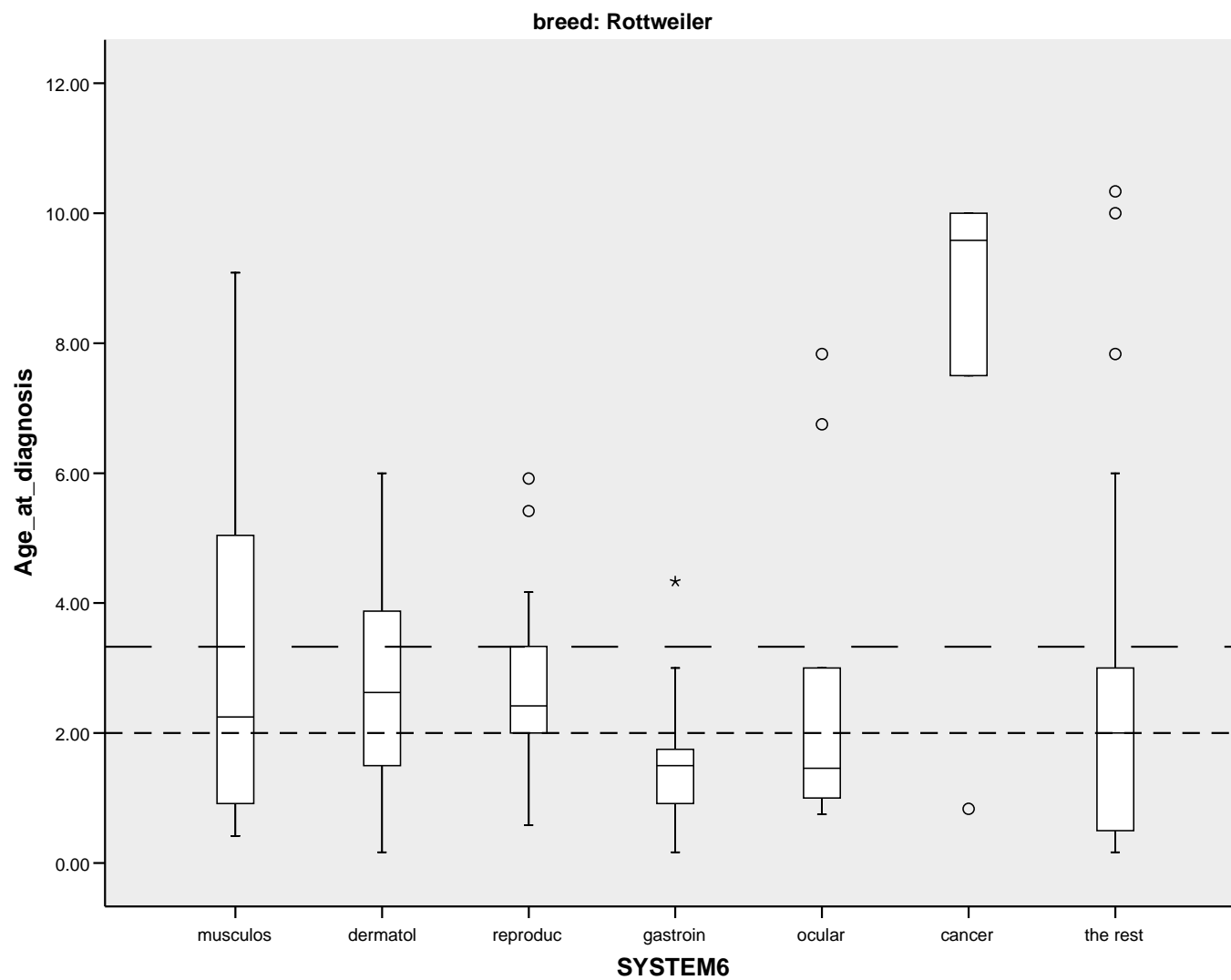


Figure 5. Box and whisker plot of age at diagnosis in years for the most common disease conditions in descending order for Rottweilers (N=83 dogs with 136 conditions with age reported). The dashed line (---) is the overall median age at diagnosis for all dogs in the survey and the dotted line (----) is the overall median age at diagnosis for Rottweilers. The solid line within each grey box represents the median age at diagnosis from the condition.

Table 3. Disease conditions by organ system/category for Rottweilers.

Disease condition	All conditions		Most common specific conditions in descending order
	N	%	
1 Musculoskeletal	39	28.7	CLR; lameness (forelimb>hindlimb); arthritis; CHD; elbow dysplasia
2 Dermatologic	24	17.6	Pyotraumatic dermatitis; mites (sarcoptes>cheyletiella=demodex)
3 Reproductive	17	12.5	False pregnancy; pyometra; agalactia; eclampsia; mastitis; vaginitis; infertility
4 Gastrointestinal	11	8.1	Colitis; campylobacter; diarrhoea; regurgitation; weight loss
5 Ocular	10	7.4	Entropion; corneal ulcer; conjunctivitis; epiphora; unspecified
6 Immune mediated	8	5.9	Immunoglobulin type A (IgA) deficiency; food allergy; MMM; food allergy; flea allergy; dust mite allergy
7 Cancer	6	4.4	Unspecified (liver>rest); lymphoma (foot)
8 Respiratory	5	3.7	Kennel cough; rhinitis; noisy breathing
9 Urologic	4	2.9	Cystitis; incontinence (unspecified)
10 Aural	3	2.2	Otitis externa
11 Benign neoplasia	2	1.5	Lipoma
12 Endocrine	2	1.5	Hypothyroidism
13 Neurologic	2	1.5	Seizures
14 Cardiac	1	0.7	Chronic heart failure
15 Trauma	1	0.7	Forelimb
16 Unknown	1	0.7	Undiagnosed illness
Total	136	100.0	

MMM=masticatory muscle myositis