

Report from the Kennel Club/  
British Small Animal Veterinary Association  
Scientific Committee

Summary results of the  
Purebred Dog Health Survey  
for Miniature Poodles

Warning: The results of this survey and particularly the breed-specific analyses should be interpreted with caution. The overall response rate was only 24% with breed-specific response rates from 4.5% to 64.7%.

## Miniature Poodles

A total of 81 forms were sent out and 26 were returned, representing 108 live dogs. This breed had a 32.1% response rate (26/81) and it represented 0.19% of all returns (26/13,741).

### Mortality data

A total of 23 deaths were reported and this represents 0.14% of all deaths reported in the survey (23/15,881). The median age at death for Miniature Poodles was 13 years and 11 months (min = 6 years and 6 months, max = 18 years and 6 months) and this was higher than the overall median of 11 years and 3 months (Figure 1). Table 1 shows the causes of death for Miniature Poodles. Age at death is presented for the most common causes of death (Figure 2).

Table 1. Causes of death by organ system/category for Miniature Poodles.

Cause of death	N	%	Most common specific causes in descending order
1 Old age	9	39.1	Old age
2 Cancer	2	8.7	Brain tumour; adenocarcinoma (rectum)
3 Cardiac	2	8.7	Heart attack; heart failure
4 Endocrine	2	8.7	Cushings disease; diabetes mellitus
5 Cerebral vascular	1	4.3	Stroke or cerebral vascular accident
6 Combinations	1	4.3	
7 Gastrointestinal	1	4.3	Colitis
8 Hepatic	1	4.3	Liver failure
9 Ocular	1	4.3	Blindness
10 Trauma	1	4.3	Unspecified
11 Unknown	1	4.3	
12 Urologic	1	4.3	Acute kidney failure
Total	23	100.0	

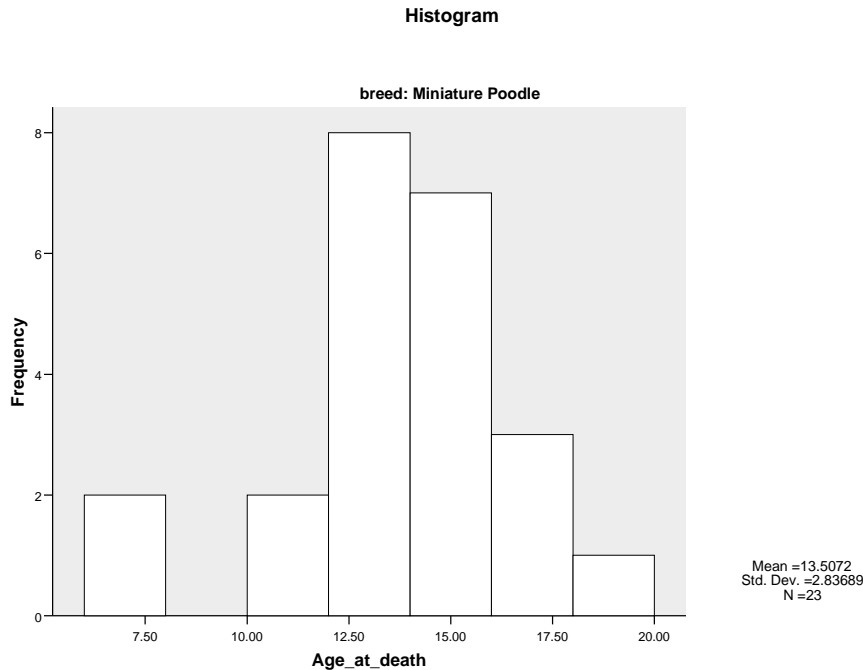


Figure 1. Histogram showing the frequency (as number of dogs) of age at death (in years) for the 23 Miniature Poodle deaths with age at death reported.

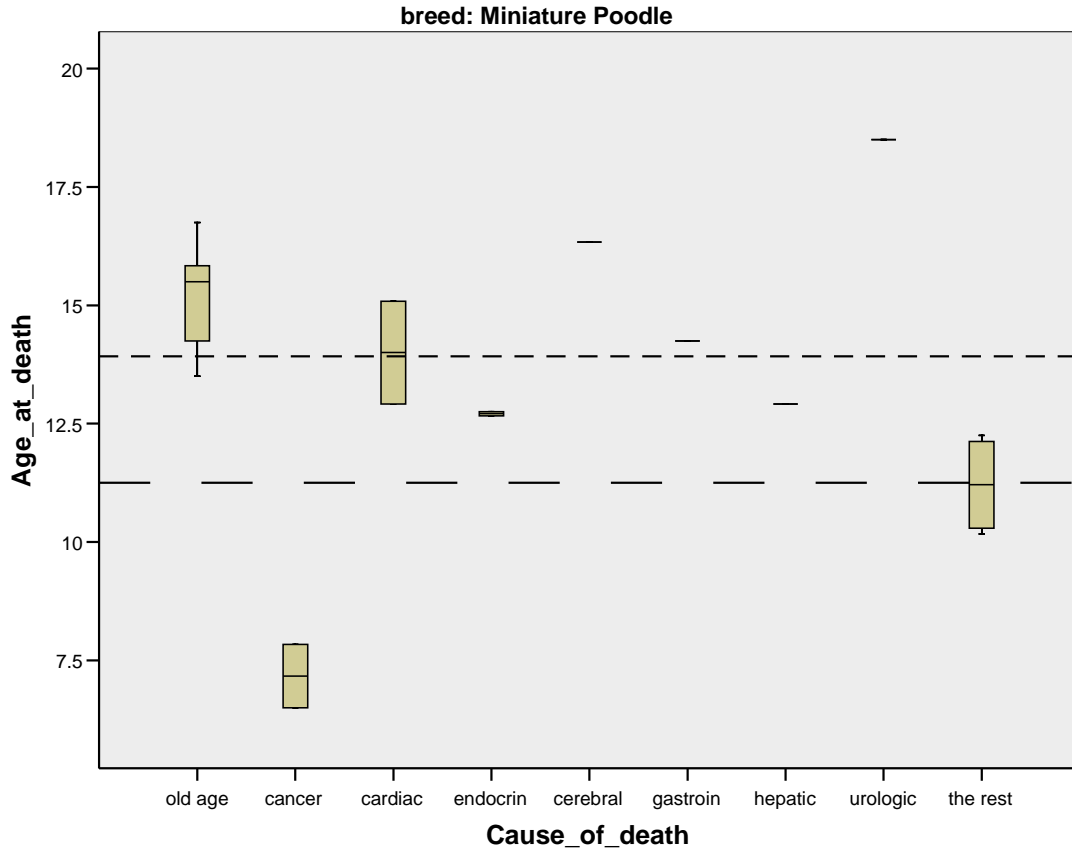


Figure 2. Box and whisker plot of age at death in years for the most common causes of death in Miniature Poodles (N=23). The dashed line (---) is the overall median age at death for all dogs in the survey and the dotted line (----) is the overall median age of death for Miniature Poodles. The solid line within each grey box represents the median age at death from the condition.

### Morbidity data

The median current age of the 108 live dogs with a reported age was 4 years and 8 months (min=2 months, max=12 years and 1 month, Figure 3). Health information was reported for 108 live dogs of which 72 (67%) were healthy and 36 (33%) had at least one reported health condition, resulting in a total of 54 reported conditions with a median of 1 condition/dog (min=1, max=4).

The median current age of all healthy dogs with a reported age (N=72) was 3 years and 9 months (min=2 months, max=12 years and 1 month). The distribution of gender and neuter status is shown in Table 2.

The median current age of all dogs with one or more disease conditions and a reported age (N=35) was 7 years (min=9 months, max=10 years and 9 months). The median age at diagnosis for all disease occurrences with a reported age at diagnosis (N=53) was 2 years and 6 months (min= 3 months, max= 9 years and 3 months, Figure 4). Table 3 shows the disease conditions for Miniature Poodles. Age at diagnosis is presented for the most common disease conditions (Figure 5).

Table 2. Distribution of gender and neuter status for 103 Miniature Poodles with reported gender and neuter status.

Gender	Neuter status		Totals
	Intact	Neutered	
Female	55	16	71 (69%)
Male	25	7	32 (31%)
Totals	80 (78%)	23 (22%)	103 (100%)

There was no association between gender and neuter status (P=0.9406).

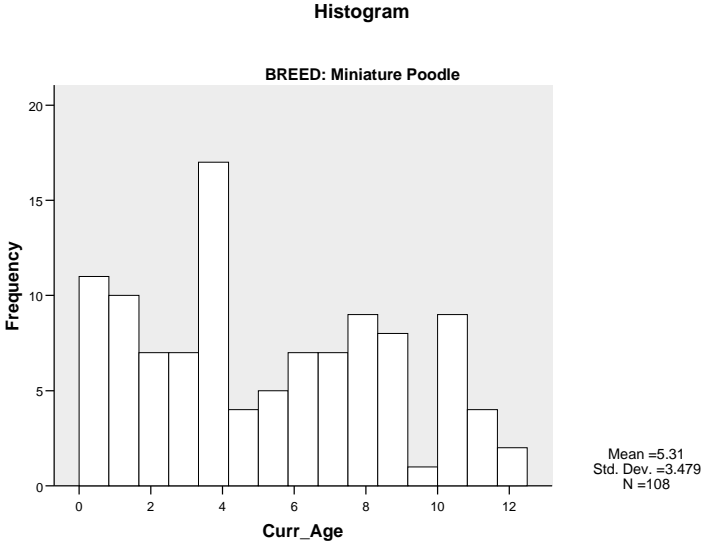


Figure 3. Histogram showing frequency of current age in years for the 108 live Miniature Poodles with age reported.

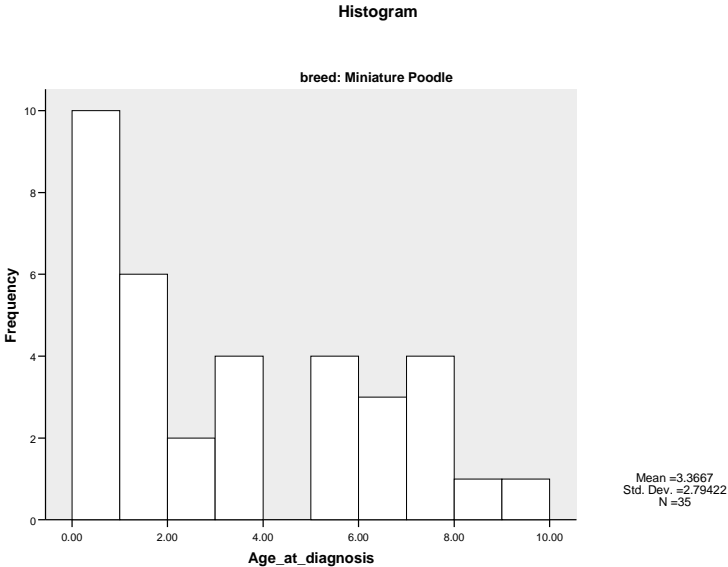


Figure 4. Histogram showing frequency of age at diagnosis for the 35 Miniature Poodles with one or more disease conditions, using the youngest age at which a disease condition was first reported for those dogs with more than one disease condition or episode.

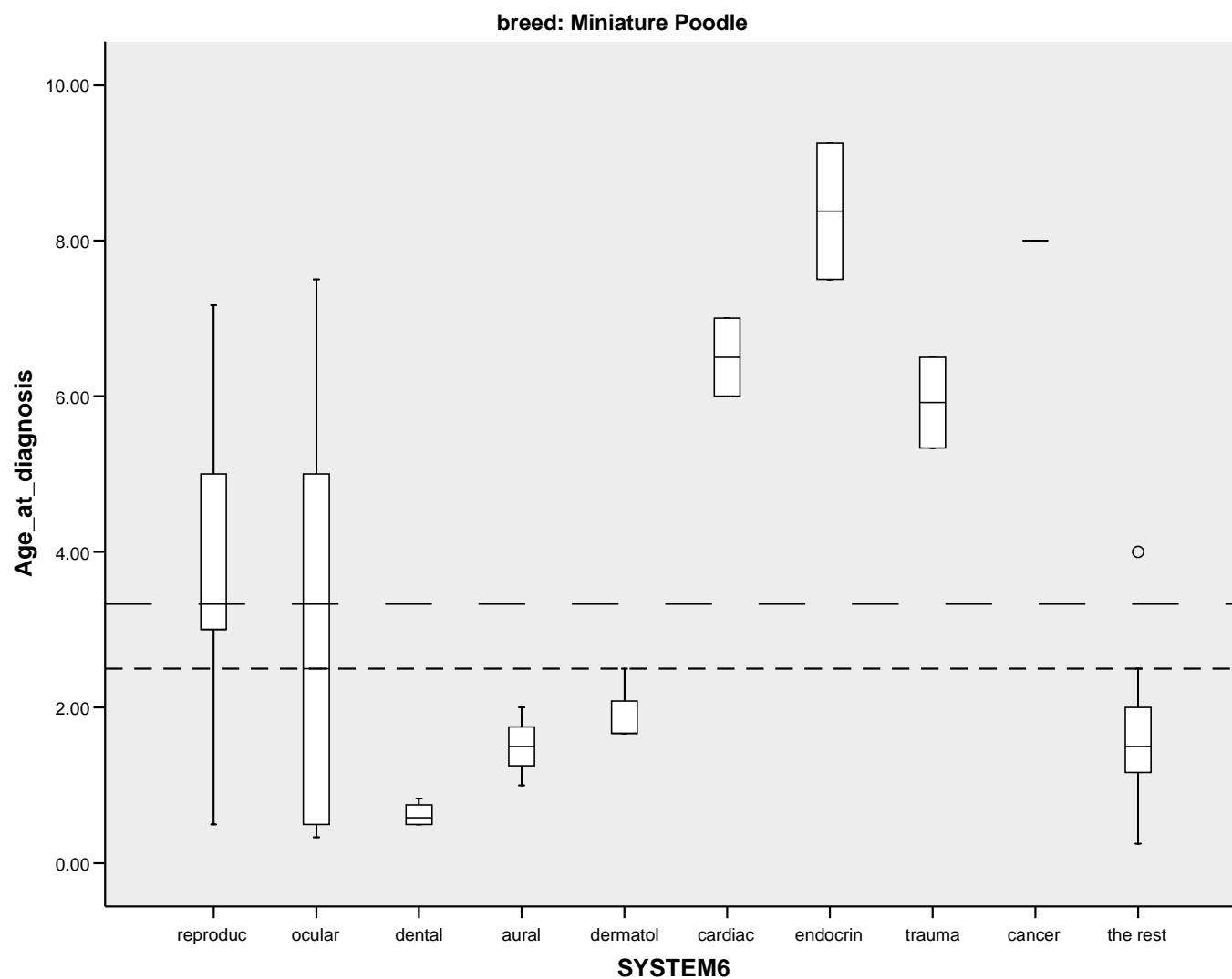


Figure 5. Box and whisker plot of age at diagnosis in years for the most common disease conditions in descending order for Miniature Poodles (N=35 dogs with 53 conditions with age reported). The dashed line (---) is the overall median age at diagnosis for all dogs in the survey and the dotted line (----) is the overall median age at diagnosis for Miniature Poodles. The solid line within each grey box represents the median age at diagnosis from the condition.

Table 3. Disease conditions by organ system/category for Miniature Poodles.

Disease condition	All conditions		Most common specific conditions in descending order
	N	%	
1 Reproductive	14	25.9	Infertility; false pregnancy; irregular heat cycles; mastitis
2 Ocular	10	18.5	PRA; distichiasis; red eye; cataracts; epiphora
3 Dental	8	14.8	Retained puppy teeth; missing teeth
4 Aural	4	7.4	Otitis externa; excessive ear wax
5 Dermatologic	3	5.6	Dermatitis; alopecia
6 Gastrointestinal	3	5.6	Colitis; IBD
7 Cardiac	2	3.7	Heart murmur (unspecified)
8 Endocrine	2	3.7	Cushing's disease; unspecified
9 Musculoskeletal	2	3.7	Fracture (hindlimb); patellar luxation
10 Trauma	2	3.7	Unspecified
11 Unknown	2	3.7	Undiagnosed illness
12 Cancer	1	1.9	Type unspecified (mammary)
13 Neurologic	1	1.9	Seizures
Total	54	100.0	