

Report from the Kennel Club/
British Small Animal Veterinary Association
Scientific Committee

Summary results of the
Purebred Dog Health Survey
for Pharoah Hounds

Warning: The results of this survey and particularly the breed-specific analyses should be interpreted with caution. The overall response rate was only 24% with breed-specific response rates from 4.5% to 64.7%.

Pharoah Hounds

A total of 30 forms were sent out and 8 were returned, representing 20 live dogs. This breed had a 26.7% response rate (8/30) and it represented 0.06% of all returns (8/13,741).

Mortality data

A total of 15 deaths were reported and this represents 0.09% of all deaths reported in the survey (15/15,881). The median age at death for Pharoah Hounds was 11 years and 10 months (min = 3 years, max = 17 years and 2 months) and this was higher than the overall median of 11 years and 3 months (Figure 1). Table 1 shows the causes of death for Pharoah Hounds. Age at death is presented for the most common causes of death (Figure 2).

Table 1. Causes of death by organ system/category for Pharoah Hounds.

| Cause of death | N | % | Most common specific causes in descending order |
|----------------|----|-------|--|
| 1 Cancer | 5 | 33.3 | Type unspecified (neck), haemangiosarcoma (spleen) |
| 2 Behaviour | 2 | 13.3 | Aggression |
| 3 Neurologic | 2 | 13.3 | IVDD; spinal disease unspecified |
| 4 Old age | 2 | 13.3 | Old age |
| 5 Other | 2 | 13.3 | Uncodeable |
| 6 Combinations | 1 | 6.7 | Hyperthermia & cancer |
| 7 Dermatologic | 1 | 6.7 | Unspecified |
| Total | 15 | 100.0 | |

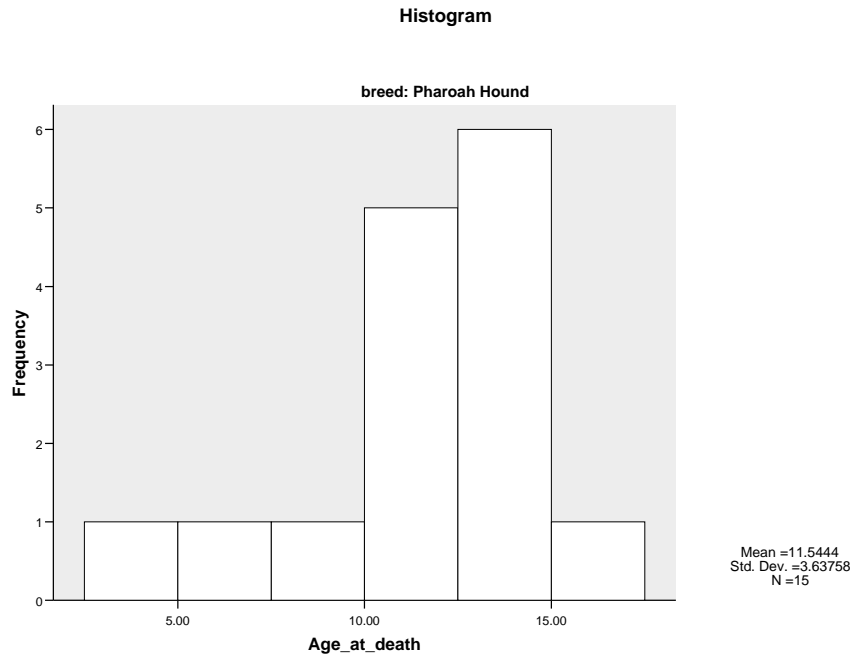


Figure 1. Histogram showing the frequency (as number of dogs) of age at death (in years) for the 15 Pharoah Hound deaths with age at death reported.

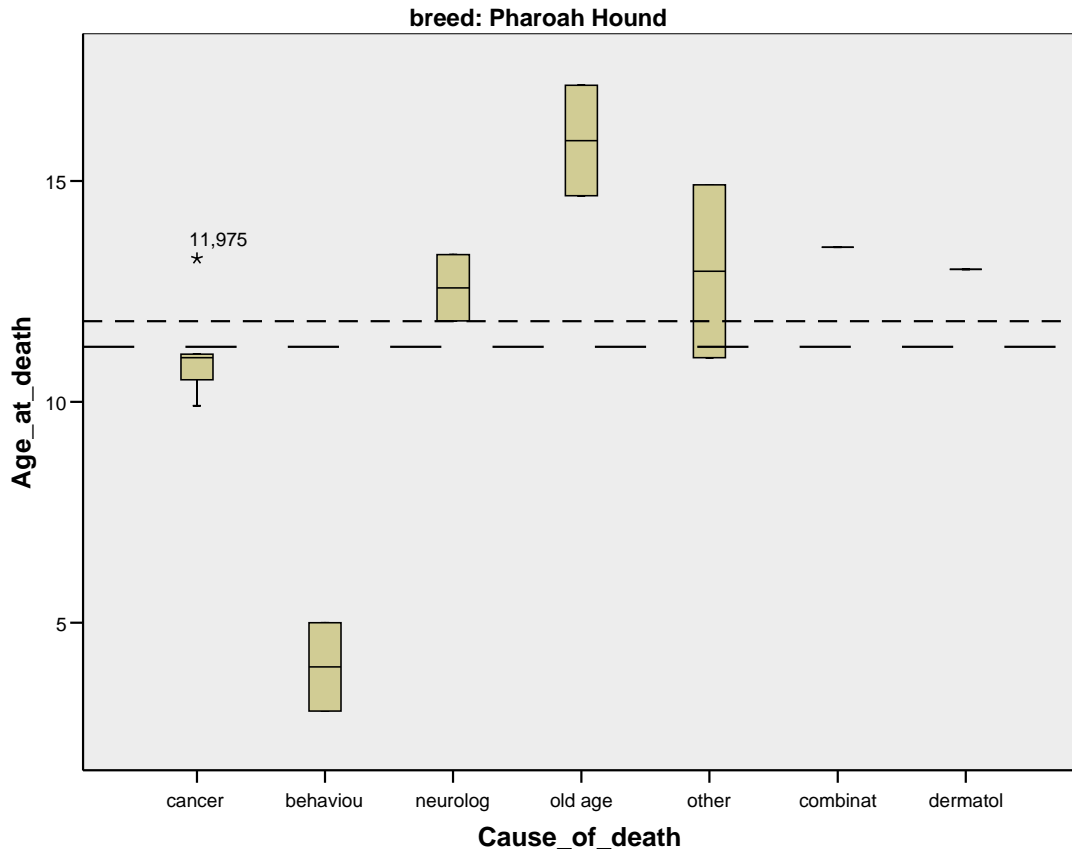


Figure 2. Box and whisker plot of age at death in years for the most common causes of death in Pharoah Hounds (N=15). The dashed line (---) is the overall median age at death for all dogs in the survey and the dotted line (----) is the overall median age of death for Pharoah Hounds. The solid line within each grey box represents the median age at death from the condition.

Morbidity data

The median current age of the 20 live dogs with a reported age was 5 years and 4 months (min=5 months, max=12 years and 11 months, Figure 3). Health information was reported for 20 live dogs of which 15 (75%) were healthy and 5 (25%) had at least one reported health condition, resulting in a total of 6 reported conditions with a median of 1 condition/dog (min=1, max=2).

The median current age of all healthy dogs with a reported age (N=15) was 4 years and 11 months (min=5 months, max=12 years and 11 months). The distribution of gender and neuter status is shown in Table 2.

The median current age of all dogs with one or more disease conditions and a reported age (N=3) was 5 years and 9 months (min=4 years and 6 months, max=9 years and 10 months). The median age at diagnosis for all disease occurrences with a reported age at diagnosis (N=3) was 3 years (min= 2 years, max= 4 years). Table 3 shows the disease conditions and age at diagnosis for Pharoah Hounds.

Table 2. Distribution of gender and neuter status for 20 Pharoah Hounds with reported gender and neuter status.

| Gender | Neuter status | | Totals |
|--------|---------------|----------|-----------|
| | Intact | Neutered | |
| Female | 10 | 5 | 15 (75%) |
| Male | 4 | 1 | 5 (25%) |
| Totals | 14 (70%) | 6 (30%) | 20 (100%) |

There was no association between gender and neuter status (P=0.5731).

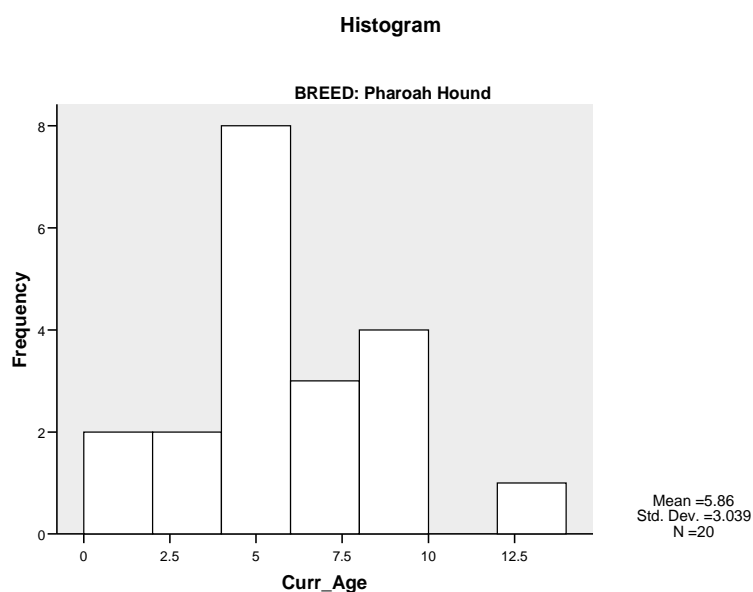


Figure 3. Histogram showing frequency of current age in years for the 20 live Pharoah Hounds with age reported.

Table 3. Disease conditions by organ system/category for Pharoah Hounds.

| Disease condition | All conditions | | Age at diagnosis |
|--|----------------|-------|------------------|
| | N | % | |
| 1 Respiratory – kennel cough | 3 | 50.0 | |
| 2 Benign neoplasia – lipoma | 1 | 16.7 | 4 years |
| 3 Gastrointestinal – colitis | 1 | 16.7 | 3 years |
| 4 Reproductive – irregular heat cycles | 1 | 16.7 | 2 years |
| Total | 6 | 100.0 | |