

Report from the Kennel Club/
British Small Animal Veterinary Association
Scientific Committee

Summary results of the
Purebred Dog Health Survey
for the Pekingese breed

Warning: The results of this survey and particularly the breed-specific analyses should be interpreted with caution. The overall response rate was only 24% with breed-specific response rates from 4.5% to 64.7%.

The Pekingese breed

A total of 174 forms were sent out and 33 were returned, representing 174 live dogs. This breed had a 19.0% response rate (33/174) and it represented 0.24% of all returns (33/13,741).

Mortality data

A total of 87 deaths were reported and this represents 0.55% of all deaths reported in the survey (87/15,881). The median age at death for the Pekingese breed was 11 years and 5 months (min = 1 year, max = 18 years and 2 months) and this was higher than the overall median of 11 years and 3 months (Figure 1). Table 1 shows the causes of death for the Pekingese breed. Age at death is presented for the most common causes of death (Figure 2).

Table 1. Causes of death by organ system/category for the Pekingese breed.

Cause of death	N	%	Most common specific causes in descending order
1 Cardiac	20	23.0	Heart failure; cardiomegaly; attack; heart disease unspecified
2 Old age	19	21.8	Old age
3 Neurologic	8	9.2	Spinal disease unspecified; seizures; IVDD
4 Cancer	7	8.0	Type unspecified (lung, stomach)
5 Perioperative	7	8.0	
6 Combinations	4	4.6	
7 Ocular	3	3.4	Blindness
8 Reproductive	3	3.4	Pyometra; testicular torsion
9 Died	2	2.3	
10 Infection	2	2.3	Kennel cough
11 Other	2	2.3	Uncodeable
12 Respiratory	2	2.3	Respiratory disease unspecified; respiratory failure
13 Unknown	2	2.3	
14 Urologic	2	2.3	Kidney failure; bladder stones; cystitis
15 Dermatologic	1	1.1	Chronic skin infections
16 Gastrointestinal	1	1.1	Intestinal perforation
17 Immune mediated	1	1.1	Thrombocytopaenia
18 Sudden death	1	1.1	
Total	87	100.0	

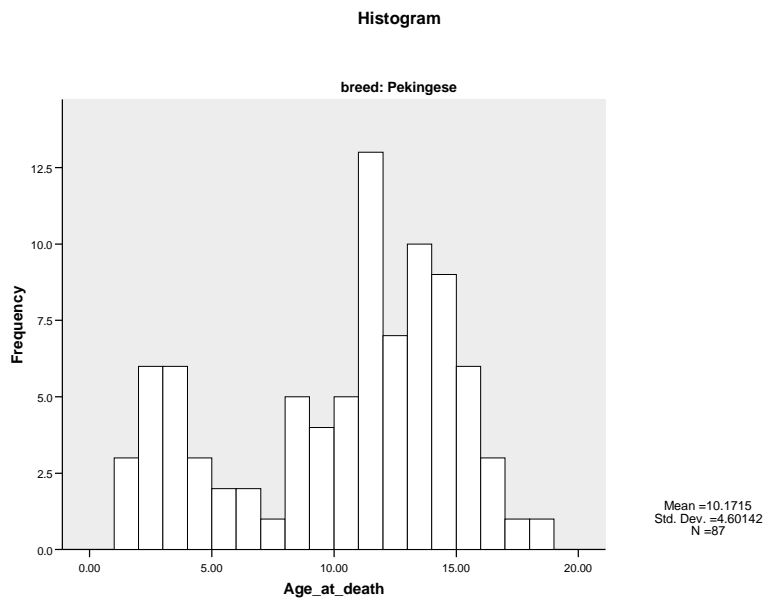


Figure 1. Histogram showing the frequency (as number of dogs) of age at death (in years) for the 87 Pekingese deaths with age at death reported.

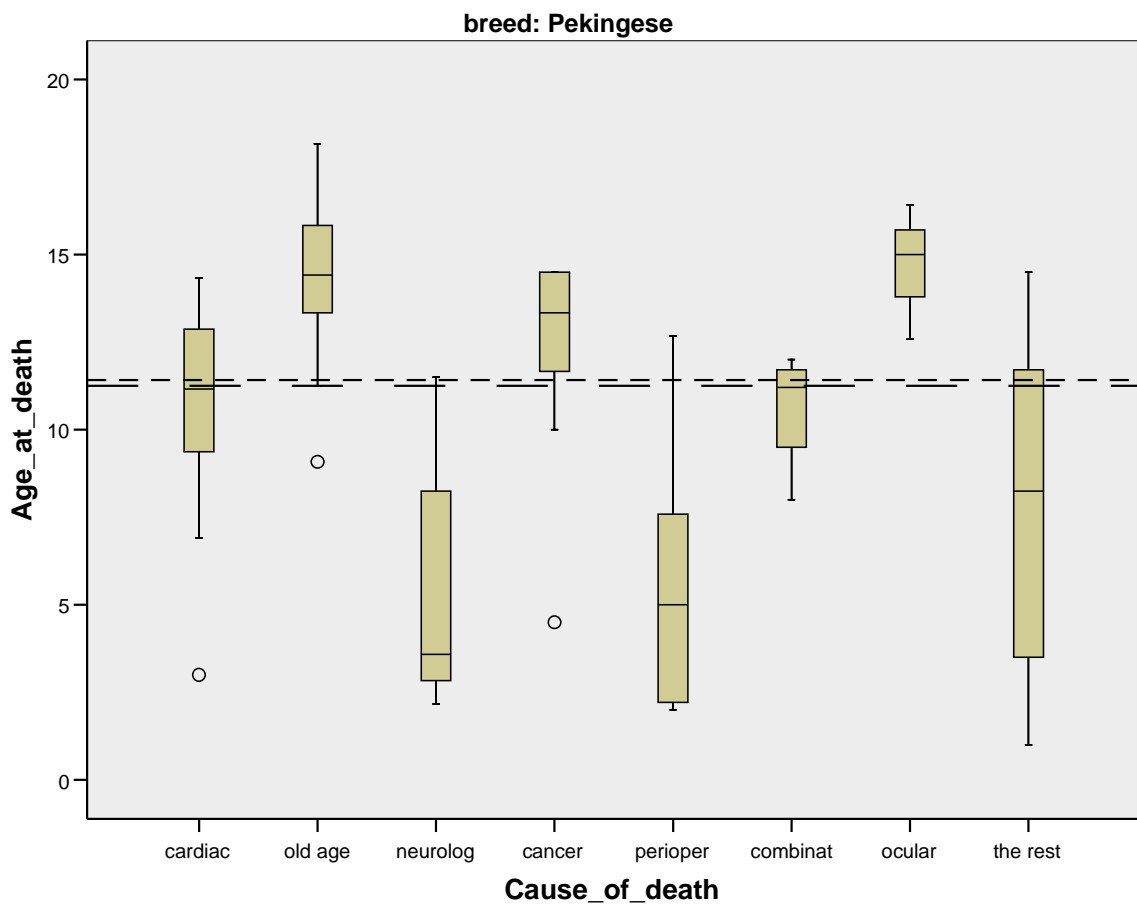


Figure 2. Box and whisker plot of age at death in years for the most common causes of death in the Pekingese breed (N=87). The dashed line (---) is the overall median age at death for all dogs in the survey and the dotted line (----) is the overall median age of death for the Pekingese breed. The solid line within each grey box represents the median age at death from the condition.

Morbidity data

The median current age of the 174 live dogs with a reported age was 5 years (min=2 months, max=16 years and 2 months, Figure 3). Health information was reported for 174 live dogs of which 109 (63%) were healthy and 65 (37%) had at least one reported health condition, resulting in a total of 108 reported conditions with a median of 1 condition/dog (min=1, max=8).

The median current age of all healthy dogs with a reported age (N=109) was 3 years and 9 months (min=2 months, max=16 years and 2 months). The distribution of gender and neuter status is shown in Table 2.

The median current age of all dogs with one or more disease conditions and a reported age (N=62) was 6 years and 8 months (min=1 year and 1 month, max=15 years and 7 months). The median age at diagnosis for all disease occurrences with a reported age at diagnosis (N=103) was 3 years and 6 months (min= 3 months, max= 14 years and 1 month, Figure 4). Table 3 shows the disease conditions for the Pekingese breed. Age at diagnosis is presented for the most common disease conditions (Figure 5).

Table 2. Distribution of gender and neuter status for 174 the Pekingese breed with reported gender and neuter status.

Gender	Neuter status		Totals
	Intact	Neutered	
Female	95	19	114 (66%)
Male	55	5	60 (34%)
Totals	150 (86%)	24 (14%)	174 (100%)

There was no association between gender and neuter status (P=0.1297).

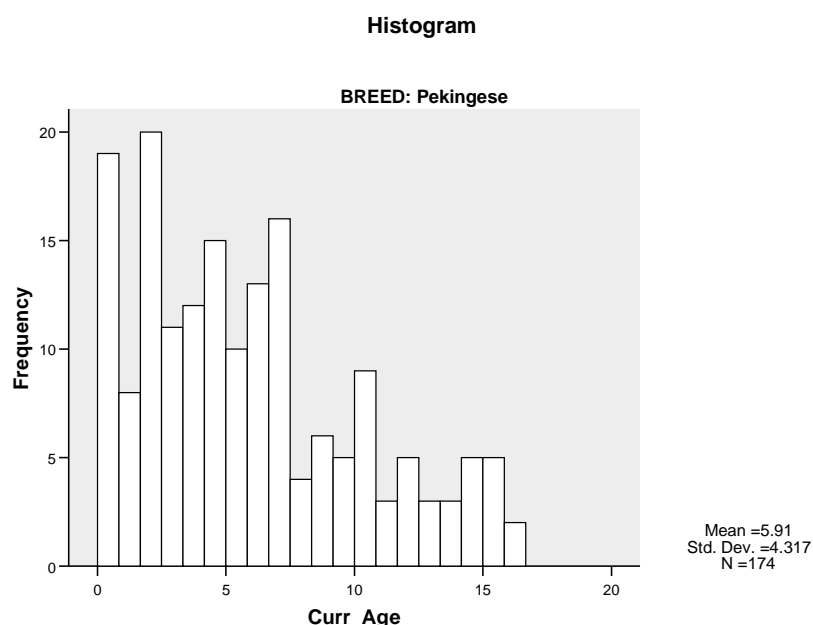


Figure 3. Histogram showing frequency of current age in years for the 174 live the Pekingese breed with age reported.

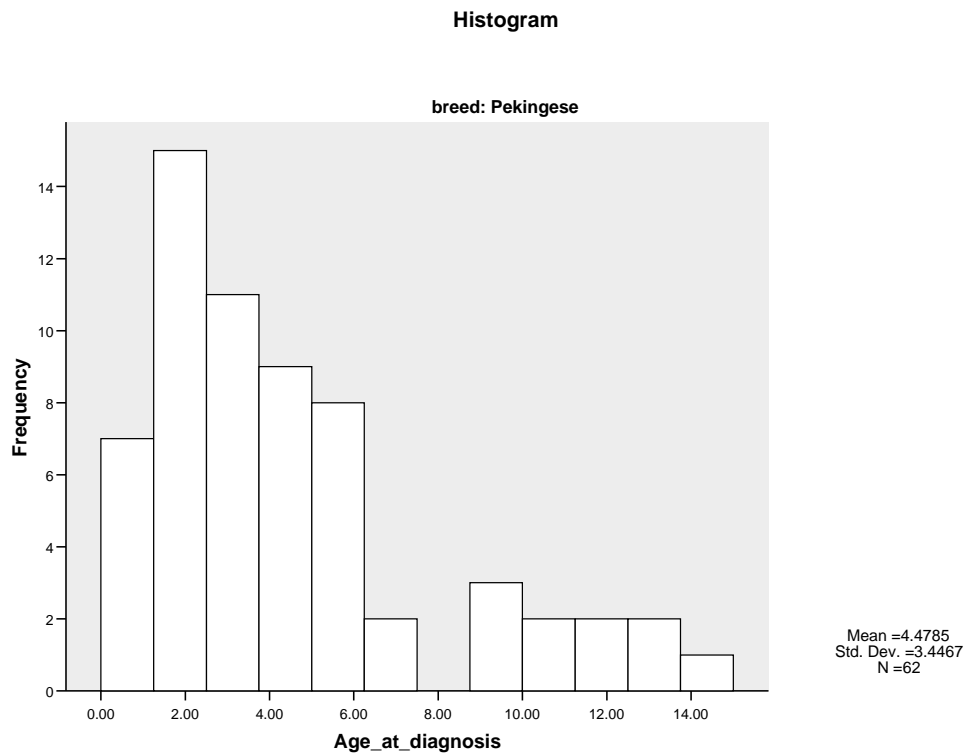


Figure 4. Histogram showing frequency of age at diagnosis for the 62 Pekingese breed with one or more disease conditions, using the youngest age at which a disease condition was first reported for those dogs with more than one disease condition or episode.

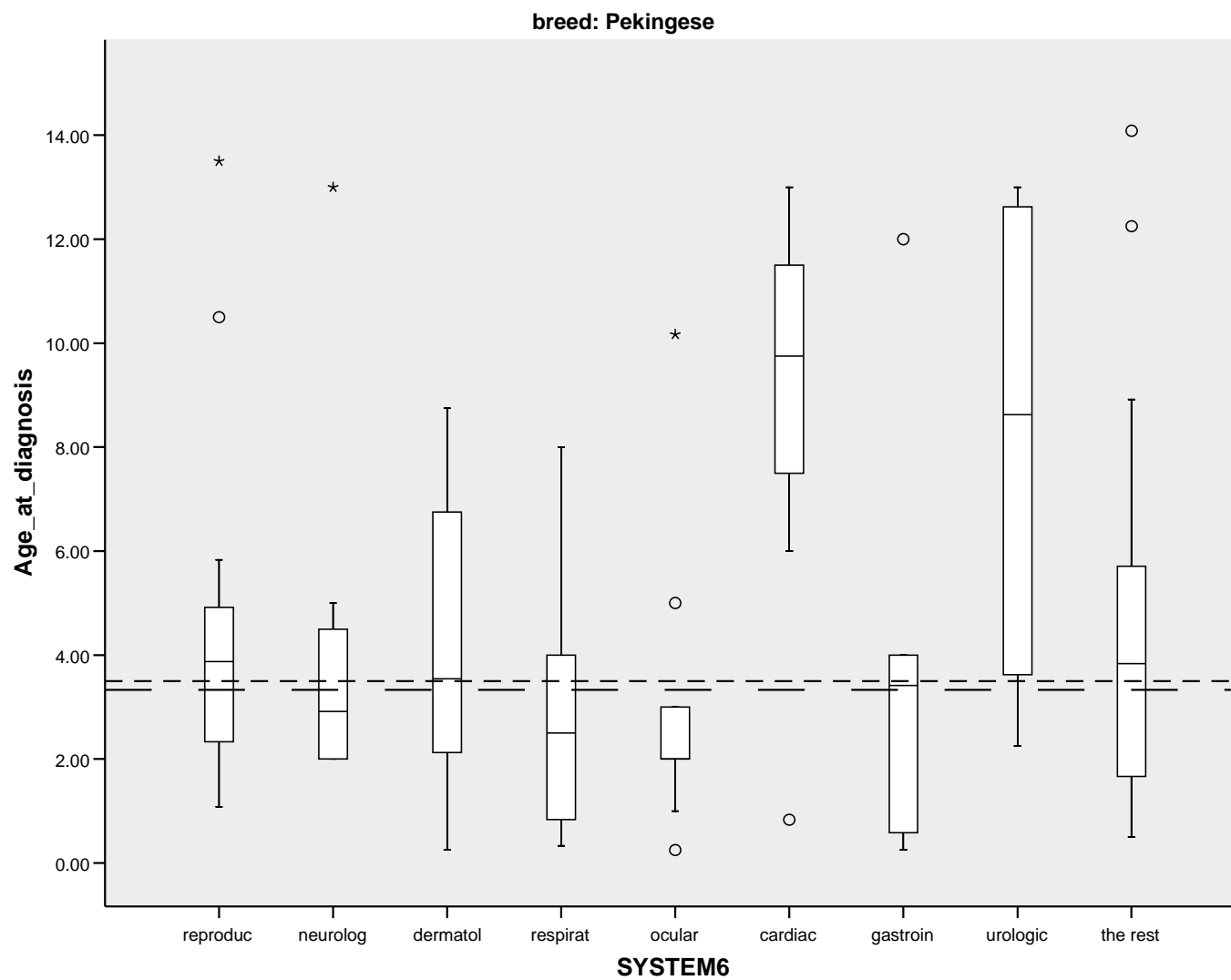


Figure 5. Box and whisker plot of age at diagnosis in years for the most common disease conditions in descending order for the Pekingese breed (N=62 dogs with 103 conditions with age reported). The dashed line (---) is the overall median age at diagnosis for all dogs in the survey and the dotted line (----) is the overall median age at diagnosis for the Pekingese breed. The solid line within each grey box represents the median age at diagnosis from the condition.

Table 3. Disease conditions by organ system/category for the Pekingese breed.

Disease condition	All conditions		Most common specific conditions in descending order
	N	%	
1 Reproductive	22	20.4	Dystochia (uterine inertia>physical blockage); pyometra; infertility; irregular heat cycles
2 Neurologic	15	13.9	IVDD (unspecified>lumbar>thoracic); deafness
3 Dermatologic	12	11.1	Sebaceous cysts; dermatitis; pyotraumatic dermatitis
4 Respiratory	11	10.2	Kennel cough; noisy breathing; BOAS; long soft palate; rhinitis; unspecified
5 Ocular	9	8.3	Corneal ulcer; KCS; entropion; eye infections; enucleation
6 Cardiac	8	7.4	Heart murmur (unspecified>without clinical signs); coughing; CHF; slow heart rate
7 Musculoskeletal	6	5.6	Patellar luxation; spondylitis
8 Gastrointestinal	5	4.6	Vomiting; gastric dilatation/volvulus (GDV); colitis; malabsorption
9 Aural	4	3.7	Otitis externa; excessive ear wax
10 Unknown	4	3.7	Undiagnosed illness
11 Urologic	4	3.7	Cysturoliths (calcium oxalate=unspecified); cystitis; incontinence (unspecified)
12 Immune mediated	3	2.8	Atopy; food allergy
13 Trauma	3	2.8	Unspecified
14 Cerebrovascular	1	0.9	Stroke or cerebral vascular accident
15 Endocrine	1	0.9	Diabetes mellitus
Total	108	100.0	

BOAS=brachycephalic obstructive airway syndrome