

Report from the Kennel Club/
British Small Animal Veterinary Association
Scientific Committee

Summary results of the
Purebred Dog Health Survey
for the Lagotto Romagnolo breed

Warning: The results of this survey and particularly the breed-specific analyses should be interpreted with caution. The overall response rate was only 24% with breed-specific response rates from 4.5% to 64.7%.

The Lagotto Romagnolo breed

A total of 205 forms were sent out and 33 were returned, representing 41 live dogs. This breed had a 16.1% response rate (33/205) and it represented 0.24% of all returns (33/13,741).

Mortality data

No deaths were reported for this breed.

Morbidity data

The median current age of the 41 live dogs with a reported age was 2 years and 1 month (min=3 months, max=7 years and 11 months, Figure 1). Health information was reported for 41 live dogs of which 33 (80%) were healthy and 8 (20%) had at least one reported health condition, resulting in a total of 10 reported conditions with a median of 1 condition/dog (min=1, max=2).

The median current age of all healthy dogs with a reported age (N=33) was 2 years (min=3 months, max=7 years and 11 months). The distribution of gender and neuter status is shown in Table 1.

The median current age of all dogs with one or more disease conditions and a reported age (N=8) was 3 years and 3 months (min=1 year and 3 months, max=6 years and 10 months). The median age at diagnosis for all disease occurrences with a reported age at diagnosis (N=10) was 11 months (min= 3 months, max= 6 years and 6 months, Figure 2). Table 2 shows the disease conditions for the Lagotto Romagnolo breed. Age at diagnosis is presented for the most common disease conditions (Figure 3).

Table 1. Distribution of gender and neuter status for 40 the Lagotto Romagnolo breed with reported gender and neuter status.

Gender	Neuter status		Totals
	Intact	Neutered	
Female	10	4	14 (35%)
Male	24	2	26 (65%)
Totals	34 (85%)	6 (15%)	40 (100%)

There was no association between gender and neuter status (P=0.08).

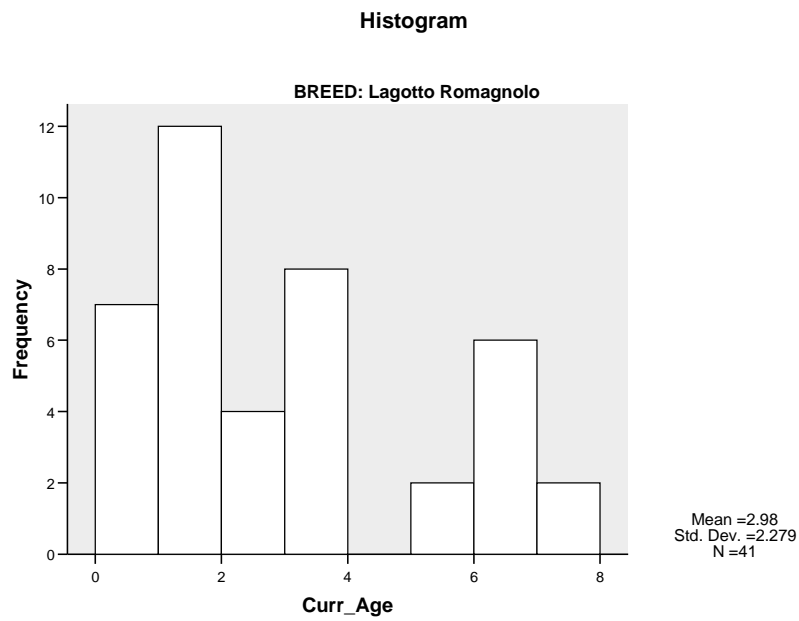


Figure 1. Histogram showing frequency of current age in years for the 41 live the Lagotto Romagnolo breed with age reported.

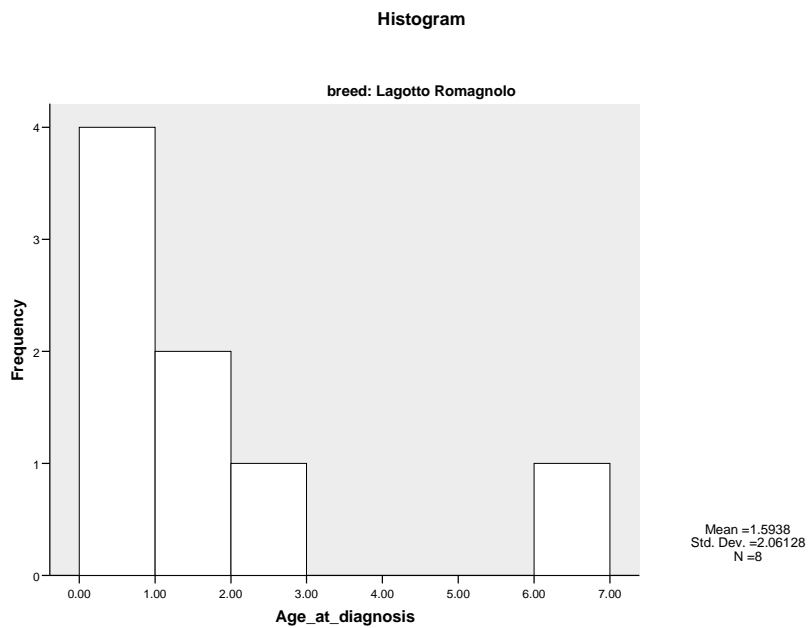


Figure 2. Histogram showing frequency of age at diagnosis for the 8 Lagotto Romagnolo breed with one or more disease conditions, using the youngest age at which a disease condition was first reported for those dogs with more than one disease condition or episode.

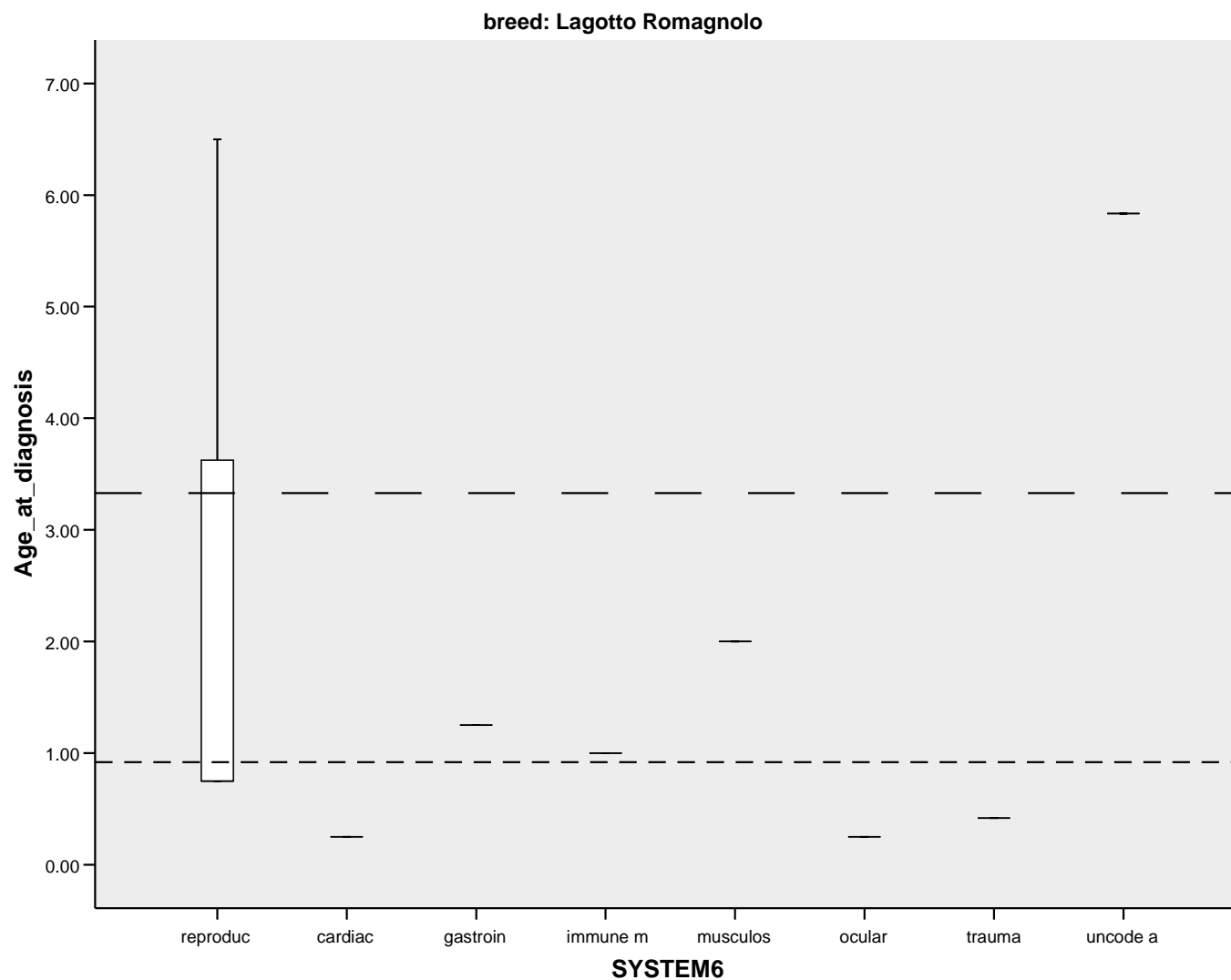


Figure 3. Box and whisker plot of age at diagnosis in years for the most common disease conditions in descending order for the Lagotto Romagnolo breed (N=8 dogs with 10 conditions with age reported). The dashed line (---) is the overall median age at diagnosis for all dogs in the survey and the dotted line (----) is the overall median age at diagnosis for the Lagotto Romagnolo breed. The solid line within each grey box represents the median age at diagnosis from the condition.

Table 2. Disease conditions by organ system/category for the Lagotto Romagnolo breed.

Disease condition	All conditions		Most common specific conditions in descending order
	N	%	
1 Reproductive	3	30.0	Cryptorchid; false pregnancy; dystochia (physical blockage)
2 Cardiac	1	10.0	Heart murmur (unspecified)
3 Gastrointestinal	1	10.0	Diarrhoea (acute)
4 Immune mediated	1	10.0	Gluten-sensitive enteropathy
5 Musculoskeletal	1	10.0	Arthritis (hindlimb)
6 Ocular	1	10.0	Conjunctivitis
7 Trauma	1	10.0	Unspecified
8 Other	1	10.0	Uncodeable
Total	10	100.0	