

Report from the Kennel Club/
British Small Animal Veterinary Association
Scientific Committee

Summary results of the
Purebred Dog Health Survey
for the Grand Bleu de Gascoigne breed

Warning: The results of this survey and particularly the breed-specific analyses should be interpreted with caution. The overall response rate was only 24% with breed-specific response rates from 4.5% to 64.7%.

The Grand Bleu de Gascoigne breed

A total of 21 forms were sent out and 7 were returned, representing 14 live dogs. This breed had a 33.3% response rate (7/21) and it represented 0.05% of all returns (7/13,741).

Mortality data

A total of 6 deaths were reported and this represents 0.04% of all deaths reported in the survey (6/15,881). The median age at death for the Grand Bleu de Gascoigne breed was 4 years and 7 months (min = 2 years and 6 months, max = 10 years and 1 month) and this was lower than the overall median of 11 years and 3 months (Figure 1). Table 1 shows the causes of death for the Grand Bleu de Gascoigne breed. Age at death is presented for the most common causes of death (Figure 2).

Table 1. Causes of death by organ system/category for the Grand Bleu de Gascoigne breed.

| Cause of death | N | % | Most common specific causes in descending order |
|--------------------|---|-------|-------------------------------------------------|
| 1 Gastrointestinal | 3 | 50.0 | Gastric dilatation/volvulus (GDV) |
| 2 Cancer | 1 | 16.7 | Mesothelioma |
| 3 Neurologic | 1 | 16.7 | Spondylitis |
| 4 Respiratory | 1 | 16.7 | Pneumonia |
| Total | 6 | 100.0 | |

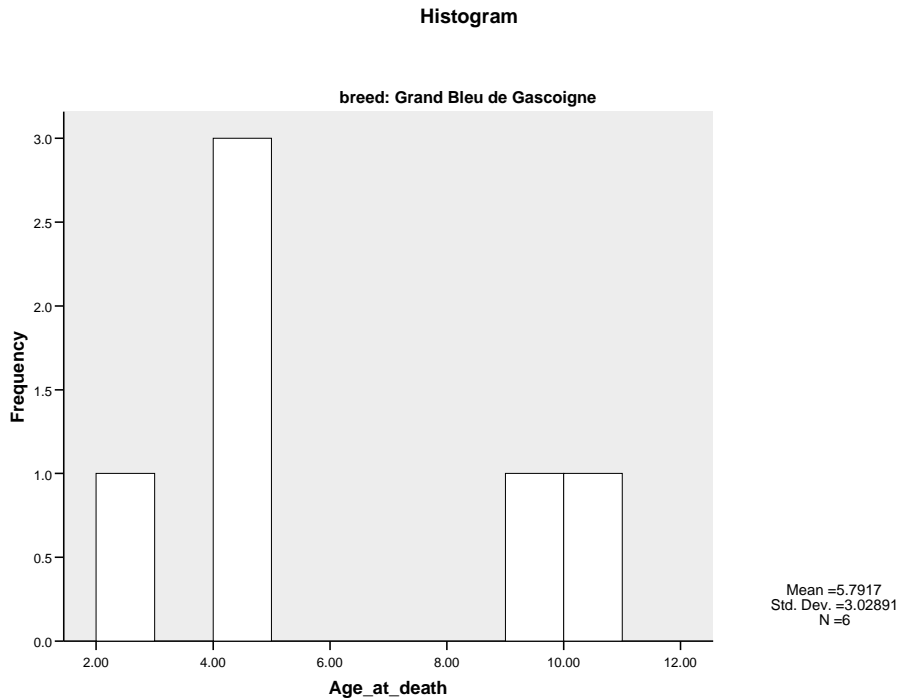


Figure 1. Histogram showing the frequency (as number of dogs) of age at death (in years) for the 6 Grand Bleu de Gascoigne deaths with age at death reported.

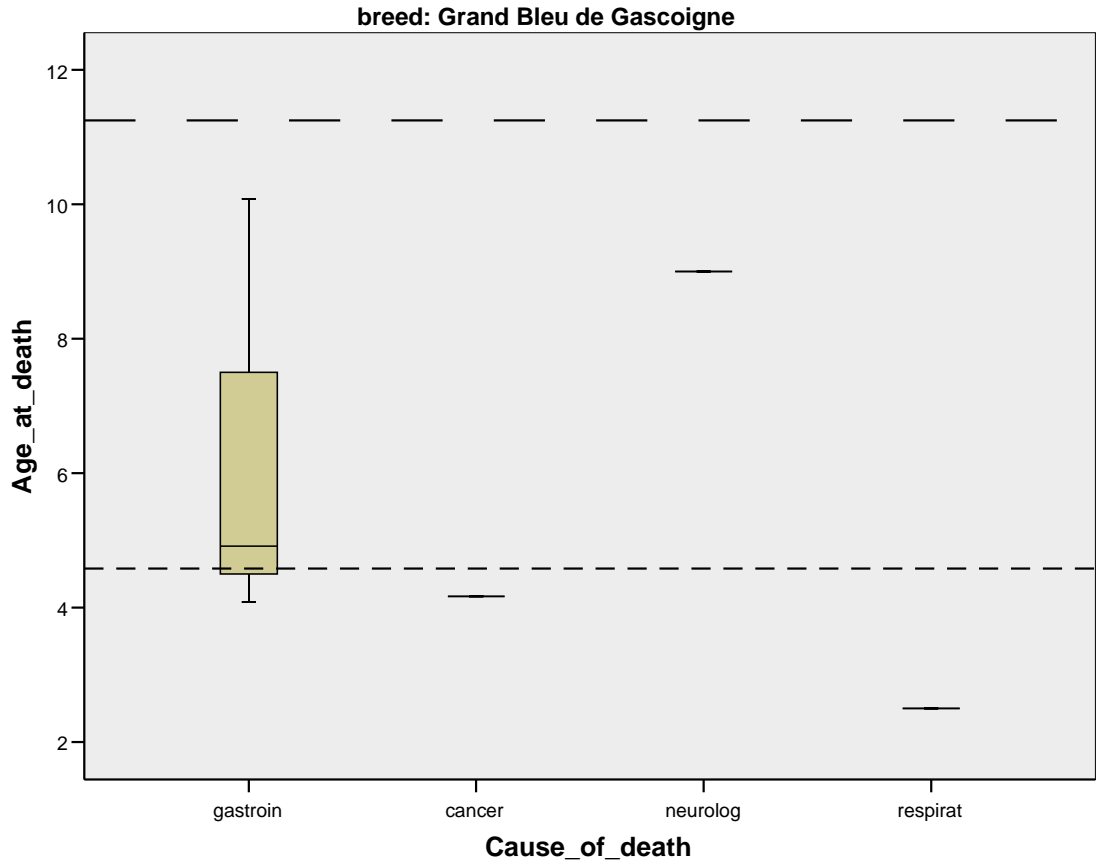


Figure 2. Box and whisker plot of age at death in years for the most common causes of death in the Grand Bleu de Gascoigne breed (N=6). The dashed line (---) is the overall median age at death for all dogs in the survey and the dotted line (----) is the overall median age of death for the Grand Bleu de Gascoigne breed. The solid line within each grey box represents the median age at death from the condition.

Morbidity data

The median current age of the 14 live dogs with a reported age was 4 years and 7 months (min=3 months, max=7 years, Figure 3). Health information was reported for 14 live dogs of which 9 (64%) were healthy and 5 (36%) had at least one reported health condition, resulting in a total of 10 reported conditions with a median of 2 conditions/dog (min=1, max=3).

The median current age of all healthy dogs with a reported age (N=9) was 4 years (min=3 months, max=7 years). The distribution of gender and neuter status is shown in Table 2.

The median current age of all dogs with one or more disease conditions and a reported age (N=5) was 4 years and 7 months (min=3 years and 2 months, max=7 years). The median age at diagnosis for all disease occurrences with a reported age at diagnosis (N=10) was 1 year and 10 months (min= 8 months, max= 6 years and 11 months, Figure 4). Table 3 shows the disease conditions for the Grand Bleu de Gascoigne breed. Age at diagnosis is presented for the most common disease conditions (Figure 5).

Table 2. Distribution of gender and neuter status for 14 the Grand Bleu de Gascoigne breed with reported gender and neuter status.

| Gender | Neuter status | | Totals |
|--------|---------------|----------|-----------|
| | Intact | Neutered | |
| Female | 7 | 2 | 9 (64%) |
| Male | 4 | 1 | 5 (36%) |
| Totals | 11 (79%) | 3 (21%) | 14 (100%) |

There was no association between gender and neuter status (P=0.9227).

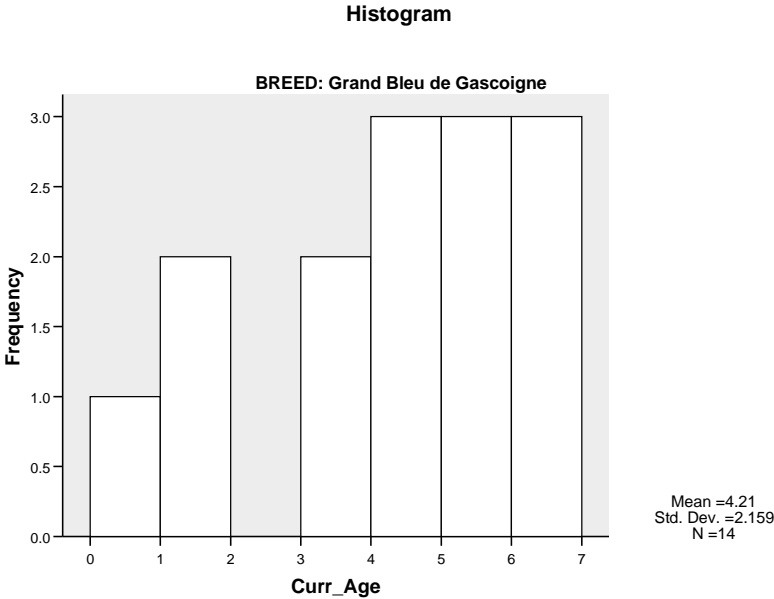


Figure 3. Histogram showing frequency of current age in years for the 14 live the Grand Bleu de Gascoigne breed with age reported.



Figure 4. Histogram showing frequency of age at diagnosis for the 5 Grand Bleu de Gascoigne breed with one or more disease conditions, using the youngest age at which a disease condition was first reported for those dogs with more than one disease condition or episode.

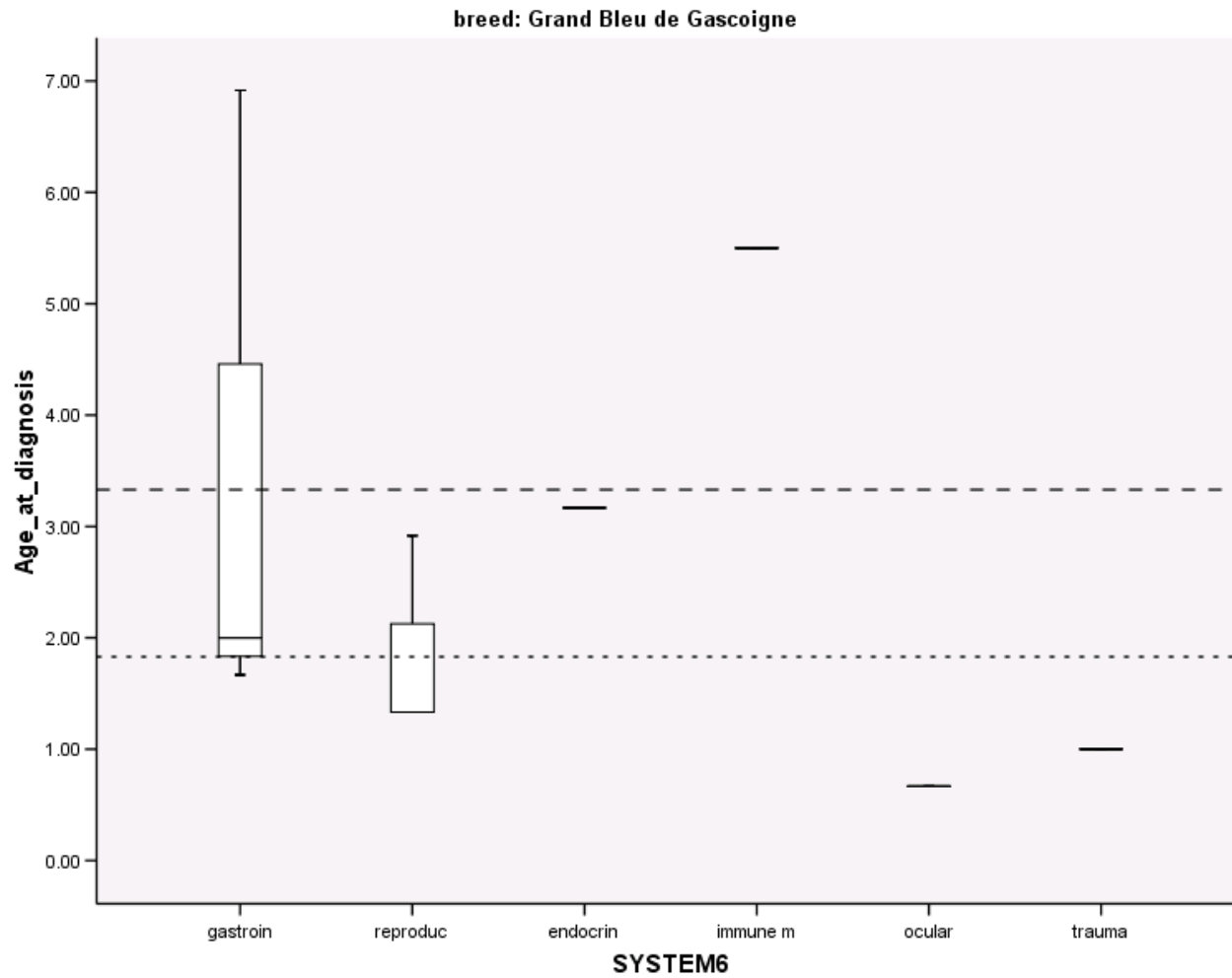


Figure 5. Box and whisker plot of age at diagnosis in years for the most common disease conditions in descending order for the Grand Bleu de Gascoigne breed (N=5 dogs with 10 conditions with age reported). The dashed line (---) is the overall median age at diagnosis for all dogs in the survey and the dotted line (----) is the overall median age at diagnosis for the Grand Bleu de Gascoigne breed. The solid line within each grey box represents the median age at diagnosis from the condition.

Table 3. Disease conditions by organ system/category for the Grand Bleu de Gascoigne breed.

| Disease condition | All conditions | | Most common specific conditions in descending order |
|--------------------|----------------|-------|-----------------------------------------------------|
| | N | % | |
| 1 Gastrointestinal | 3 | 30.0 | Gastric dilatation/volvulus (GDV) |
| 2 Reproductive | 3 | 30.0 | False pregnancy; pyometra |
| 3 Endocrine | 1 | 10.0 | Hypothyroidism |
| 4 Immune mediated | 1 | 10.0 | Food allergy |
| 5 Ocular | 1 | 10.0 | Cherry eye |
| 6 Trauma | 1 | 10.0 | Spine |
| Total | 10 | 100.0 | |