

Report from the Kennel Club/
British Small Animal Veterinary Association
Scientific Committee

Summary results of the
Purebred Dog Health Survey
for Gordon Setters

Warning: The results of this survey and particularly the breed-specific analyses should be interpreted with caution. The overall response rate was only 24% with breed-specific response rates from 4.5% to 64.7%.

Gordon Setters

A total of 545 forms were sent out and 126 were returned, representing 293 live dogs. This breed had a 23.1% response rate (126/545) and it represented 0.92% of all returns (126/13,741).

Mortality data

A total of 157 deaths were reported and this represents 0.99% of all deaths reported in the survey (157/15,881). The median age at death for Gordon Setters was 11 years and 1 month (min = 4 months, max = 16 years and 3 months) and this was lower than the overall median of 11 years and 3 months (Figure 1). Table 1 shows the causes of death for Gordon Setters. Age at death is presented for the most common causes of death (Figure 2).

Table 1. Causes of death by organ system/category for Gordon Setters.

Cause of death	N	%	Most common specific causes in descending order
1 Cancer	46	29.3	Type unspecified (lung, unspecified); lymphoma;
2 Old age	26	16.6	Old age
3 Cardiac	23	14.6	Heart failure; cardiomegaly
4 Combinations	9	5.7	
5 Musculoskeletal	7	4.5	Hip dysplasia; arthritis
6 Urologic	7	4.5	Kidney failure; incontinence; kidney amyloidosis
7 Cerebral vascular	6	3.8	Stroke or cerebral vascular accident
8 Neurologic	6	3.8	Seizures; spinal disease unspecified
9 Trauma	5	3.2	Road traffic accident; unspecified
10 Behaviour	4	2.5	Aggression; behavioural problem unspecified
11 Gastrointestinal	3	1.9	Gastric dilatation/volvulus; IBD
12 Other	3	1.9	Uncodeable
13 Perioperative	2	1.3	
14 Endocrine	1	0.6	Diabetes mellitus
15 Hepatic	1	0.6	Liver disease unspecified
16 Immune mediated	1	0.6	Unspecified
17 Pining	1	0.6	
18 Poisoning	1	0.6	
19 Respiratory	1	0.6	Laryngeal paralysis
20 Septicaemia	1	0.6	
21 Sudden death	1	0.6	
22 Systemic	1	0.6	Allergy or insect bite or sting or snake bite
23 Unknown	1	0.6	
Total	157	100.0	

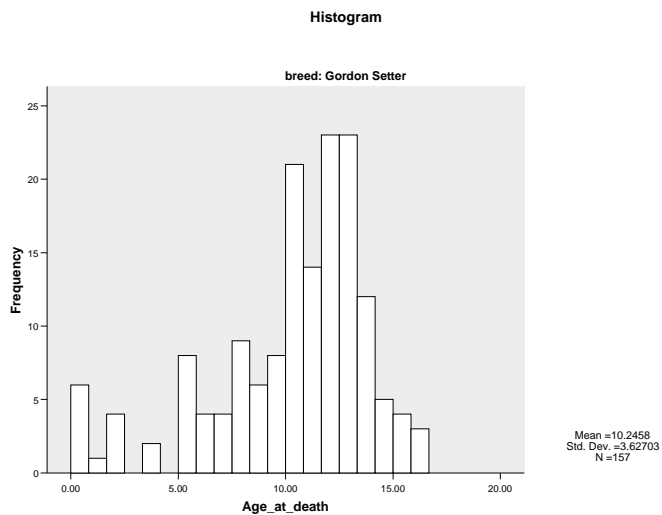


Figure 1. Histogram showing the frequency (as number of dogs) of age at death (in years) for the 157 Gordon Setter deaths with age at death reported.

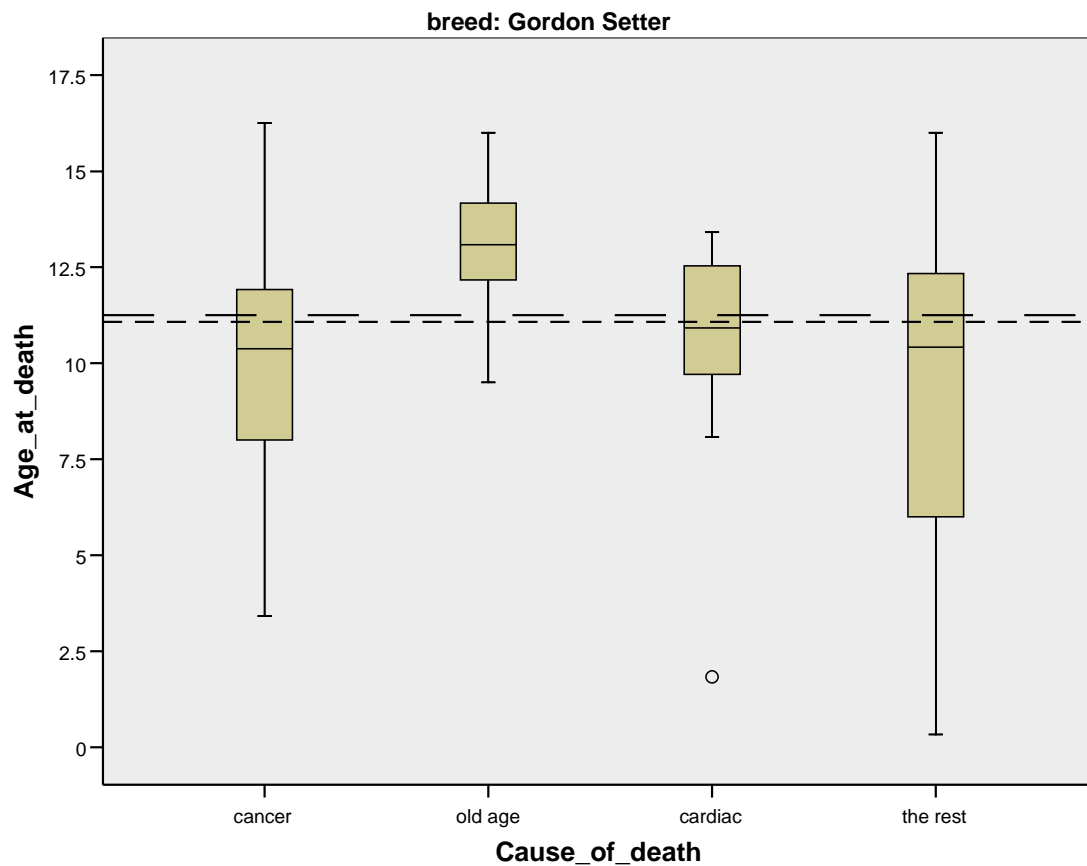


Figure 2. Box and whisker plot of age at death in years for the most common causes of death in Gordon Setters (N=157). The dashed line (---) is the overall median age at death for all dogs in the survey and the dotted line (----) is the overall median age of death for Gordon Setters. The solid line within each grey box represents the median age at death from the condition.

Morbidity data

The median current age of the 293 live dogs with a reported age was 5 years and 4 months (min=1 month, max=14 years and 2 months, Figure 3). Health information was reported for 293 live dogs of which 155 (53%) were healthy and 138 (47%) had at least one reported health condition, resulting in a total of 245 reported conditions with a median of 1 condition/dog (min=1, max=7).

The median current age of all healthy dogs with a reported age (N=155) was 4 years (min=1 month, max=13 years and 10 months). The distribution of gender and neuter status is shown in Table 2.

The median current age of all dogs with one or more disease conditions and a reported age (N=136) was 7 years (min=6 months, max=14 years and 2 months). The median age at diagnosis for all disease occurrences with a reported age at diagnosis (N=238) was 3 years and 9 months (min= 2 months, max= 13 years, Figure 4). Table 3 shows the disease conditions for Gordon Setters. Age at diagnosis is presented for the most common disease conditions (Figure 5).

Table 2. Distribution of gender and neuter status for 292 Gordon Setters with reported gender and neuter status.

Gender	Neuter status		Totals
	Intact	Neutered	
Female	111	71	182 (62%)
Male	93	17	110 (38%)
Totals	204 (70%)	88 (30%)	292 (100%)

Significantly more females were neutered (P<0.0001).

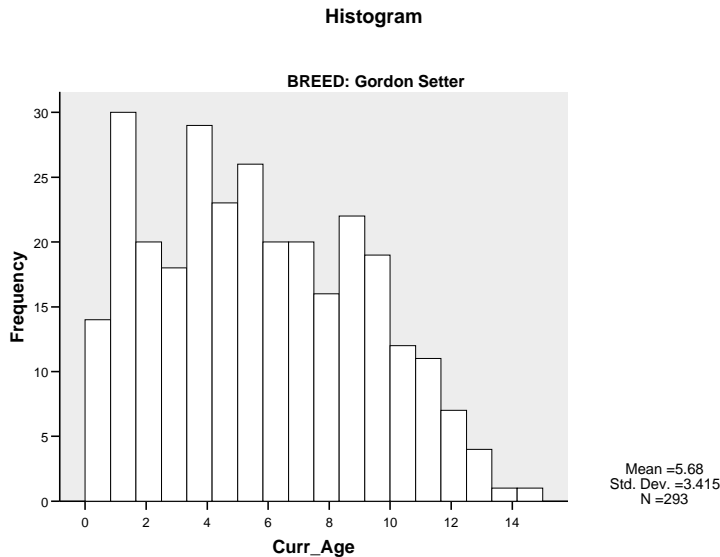


Figure 3. Histogram showing frequency of current age in years for the 293 live Gordon Setters with age reported.

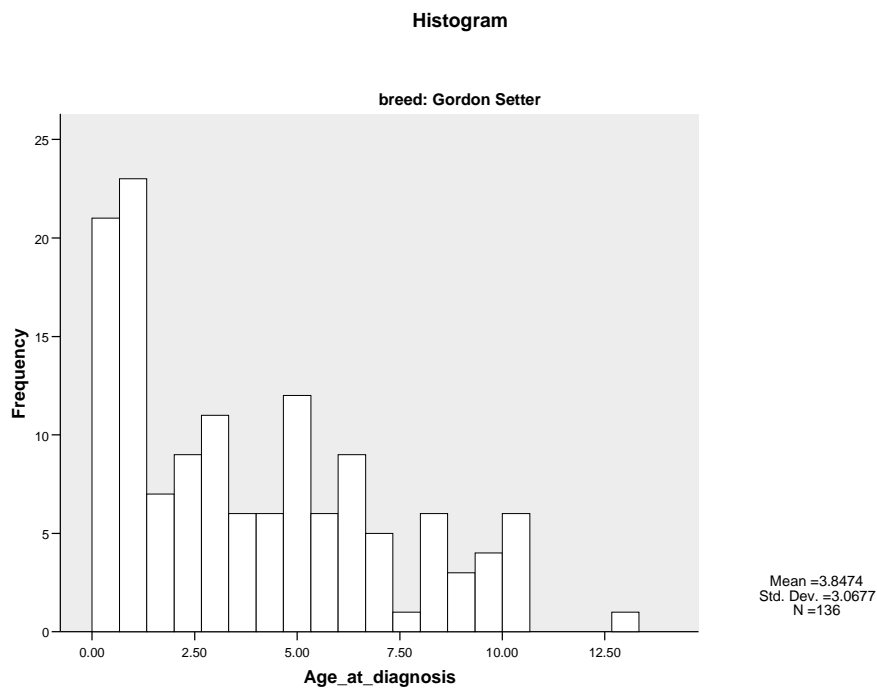


Figure 4. Histogram showing frequency of age at diagnosis for the 136 Gordon Setters with one or more disease conditions, using the youngest age at which a disease condition was first reported for those dogs with more than one disease condition or episode.

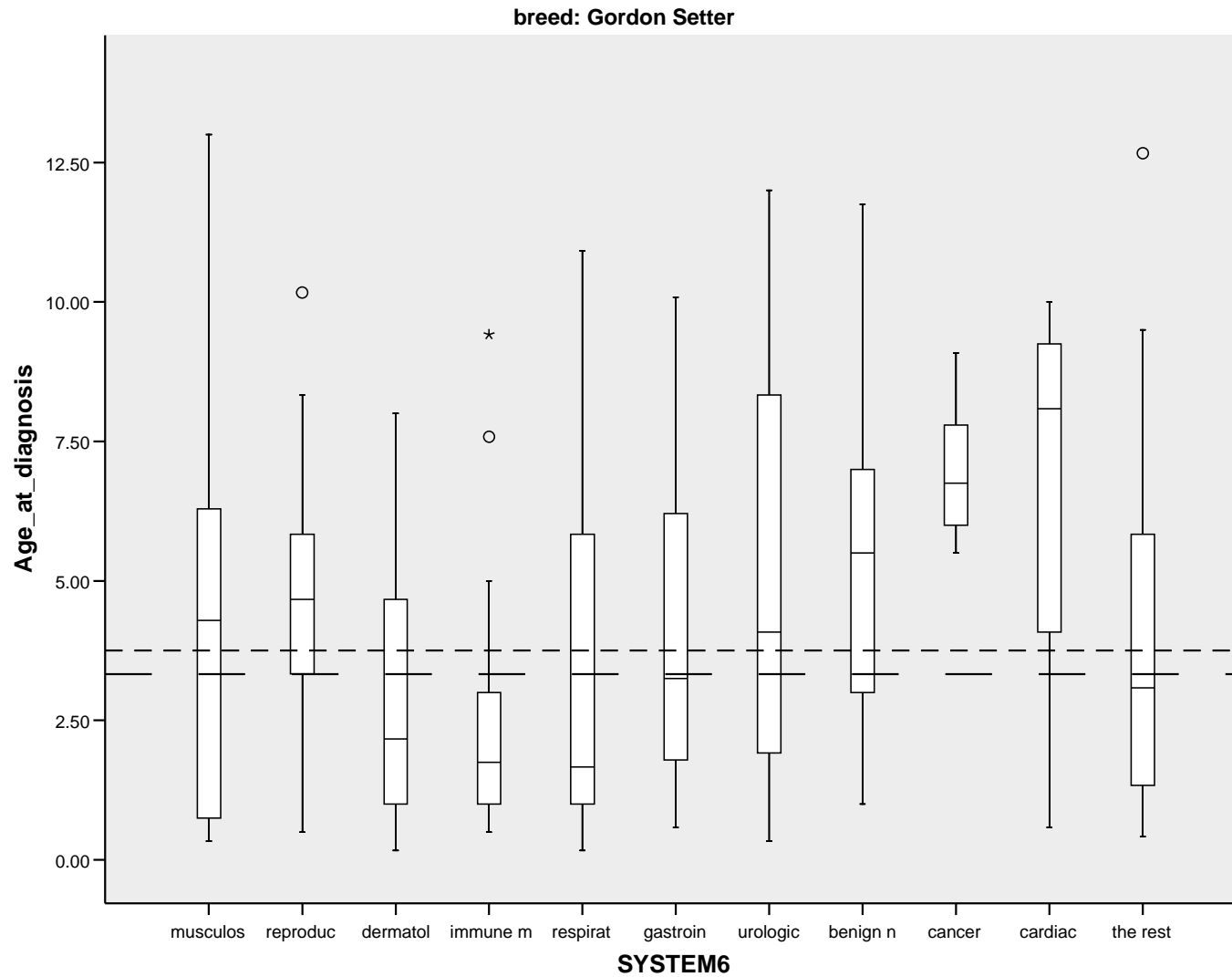


Figure 5. Box and whisker plot of age at diagnosis in years for the most common disease conditions in descending order for Gordon Setters (N=136 dogs with 238 conditions with age reported). The dashed line (---) is the overall median age at diagnosis for all dogs in the survey and the dotted line (----) is the overall median age at diagnosis for Gordon Setters. The solid line within each grey box represents the median age at diagnosis from the condition.

Table 3. Disease conditions by organ system/category for Gordon Setters.

Disease condition	All conditions		Most common specific conditions in descending order
	N	%	
1 Musculoskeletal	49	20.0	Arthritis (hips>stifle>rest); OCD (elbow>shoulder); CHD; CLR
2 Reproductive	29	11.8	Pyometra; false pregnancy; prostatomegaly
3 Dermatologic	22	9.0	Dermatitis; mites (sarcoptes>demodex); sebaceous cysts
4 Immune mediated	22	9.0	Gluten-sensitive enteropathy; food hypersensitivity; atopy; flea allergy
5 Respiratory	19	7.8	Kennel cough; laryngeal paralysis; respiratory tract infections
6 Gastrointestinal	17	6.9	Gastric dilatation/volvulus; colitis; pancreatitis
7 Urologic	14	5.7	Incontinence (unspecified=after spay); cystitis
8 Benign neoplasia	13	5.3	Lipoma; sebaceous cyst
9 Ocular	10	4.1	Cataracts; cherry eye; epiphora
10 Aural	9	3.7	Otitis externa
11 Cancer	8	3.3	Type unspecified (mammary); lipoma; insulinoma; mast cell tumour (MCT)
12 Cardiac	8	3.3	Heart murmur (unspecified); dilated cardiomyopathy; mitral valve disease (MVD)
13 Endocrine	6	2.4	Hypothyroidism; diabetes mellitus
14 Behaviour	5	2.0	Unspecified
15 Neurologic	5	2.0	Seizures; discospondylitis; disc disease & paralysis of limbs; weakness
16 Trauma	3	1.2	Unspecified; hindlimb
17 Dental	2	0.8	Retained puppy teeth
18 Other	2	0.8	Uncodeable
19 Anal gland	1	0.4	Anal sacculitis
20 Unknown	1	0.4	Undiagnosed illness
Total	245	100.0	