

Report from the Kennel Club/  
British Small Animal Veterinary Association  
Scientific Committee

Summary results of the  
Purebred Dog Health Survey  
for German Wirehaired Pointers

Warning: The results of this survey and particularly the breed-specific analyses should be interpreted with caution. The overall response rate was only 24% with breed-specific response rates from 4.5% to 64.7%.

## German Wirehaired Pointers

A total of 270 forms were sent out and 66 were returned, representing 107 live dogs. This breed had a 113.8 % response rate (66/270) and it represented 0.48% of all returns (66/13,741).

### Mortality data

A total of 41 deaths were reported and this represents 0.26 % of all deaths reported in the survey (41/15,881). The median age at death for German Wirehaired Pointers was 10 years (min = 11 months, max = 15 years and 7 months) and this was lower than the overall median of 11 years and 3 months (Figure 1). Table 1 shows the causes of death for German Wirehaired Pointers. Age at death is presented for the most common causes of death (Figure 2).

Table 1. Causes of death by organ system/category for German Wirehaired Pointers.

Cause of death	N	%	Most common specific causes in descending order
1 Cancer	10	24.4	Type unspecified (liver, unspecified)
2 Old age	8	19.5	Old age
3 Behaviour	4	9.8	Aggression; unspecified behavioural problem
4 Musculoskeletal	4	9.8	Arthritis; hip dysplasia
5 Trauma	4	9.8	Road traffic accident; unspecified
6 Combinations	3	7.3	
7 Cerebral vascular	2	4.9	Stroke or cerebral vascular accident
8 Cardiac	1	2.4	Unspecified heart defect
9 Gastrointestinal	1	2.4	Gastric dilatation/volvulus (GDV)
10 Neurologic	1	2.4	Seizures
11 Other	1	2.4	Uncodeable
12 Unknown	1	2.4	
13 Urologic	1	2.4	Chronic kidney failure
Total	41	100.0	

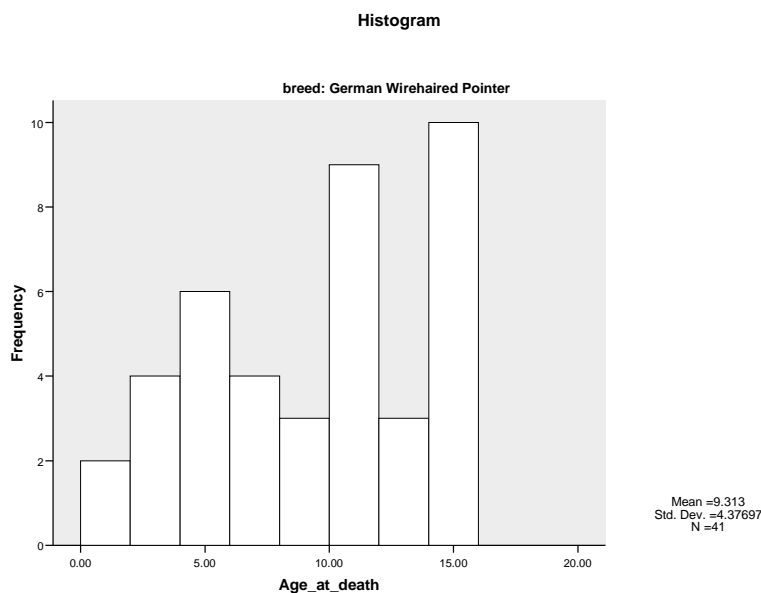


Figure 1. Histogram showing the frequency (as number of dogs) of age at death (in years) for the 41 German Wirehaired Pointer deaths with age at death reported.

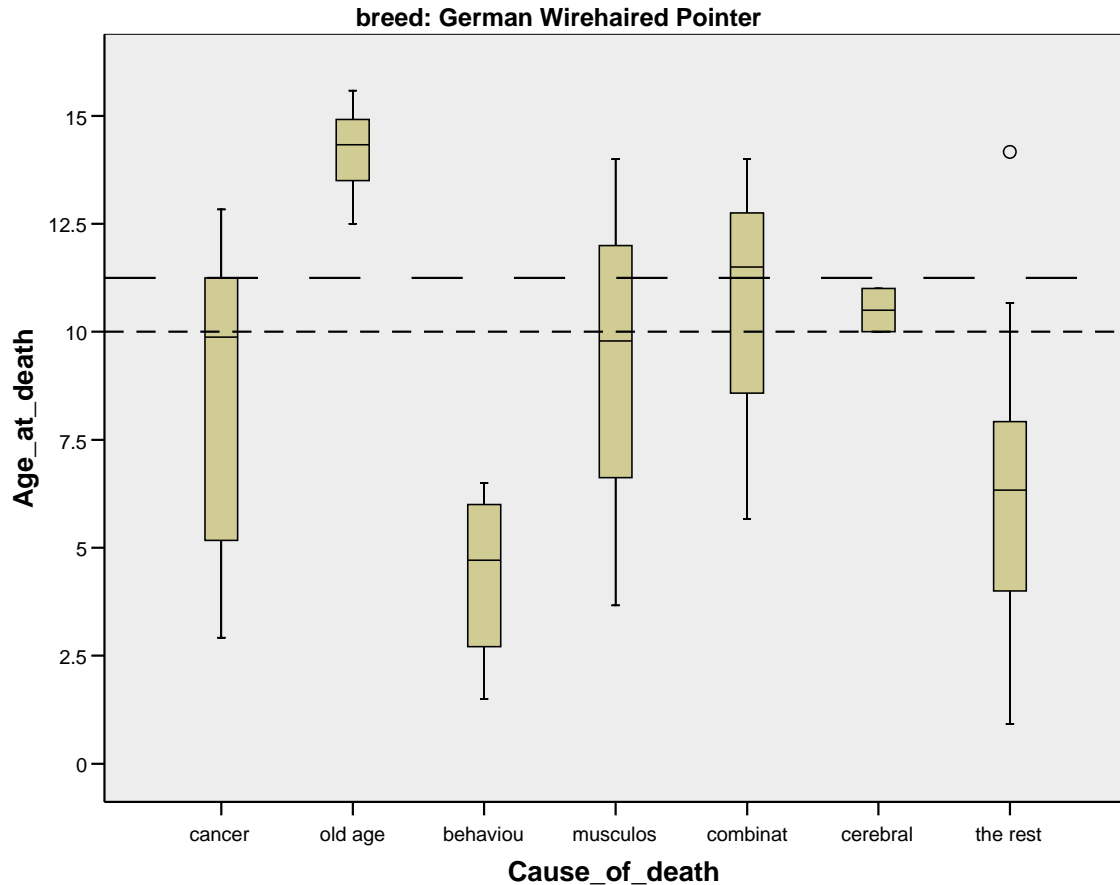


Figure 2. Box and whisker plot of age at death in years for the most common causes of death in German Wirehaired Pointers (N=41). The dashed line (---) is the overall median age at death for all dogs in the survey and the dotted line (----) is the overall median age of death for German Wirehaired Pointers. The solid line within each grey box represents the median age at death from the condition.

### Morbidity data

The median current age of the 107 live dogs with a reported age was 4 years and 5 months (min=2 months, max=13 years and 6 months, Figure 3). Health information was reported for 107 live dogs of which 73 (68%) were healthy and 34 (32%) had at least one reported health condition, resulting in a total of 56 reported conditions with a median of 1 condition/dog (min=1, max=5).

The median current age of all healthy dogs with a reported age (N=73) was 3 years and 4 months (min=2 months, max=13 years and 6 months). The distribution of gender and neuter status is shown in Table 2.

The median current age of all dogs with one or more disease conditions and a reported age (N=34) was 6 years (min=5 months, max=13 years and 4 months). The median age at diagnosis for all disease occurrences with a reported age at diagnosis (N=55) was 3 years (min= 2 months, max= 13 years and 4 months, Figure 4). Table 3 shows the disease conditions for German Wirehaired Pointers. Age at diagnosis is presented for the most common disease conditions (Figure 5).

Table 2. Distribution of gender and neuter status for 106 German Wirehaired Pointers with reported gender and neuter status.

Gender	Neuter status		Totals
	Intact	Neutered	
Female	39	20	59 (56%)
Male	34	13	47 (44%)
Totals	73 (69%)	33 (31%)	106 (100%)

There was no association between gender and neuter status (P=0.4907).

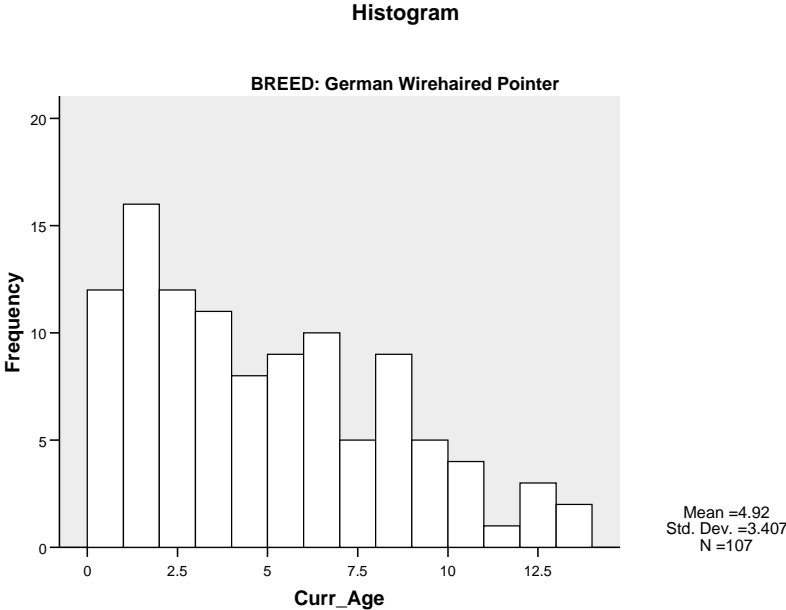


Figure 3. Histogram showing frequency of current age in years for the 107 live German Wirehaired Pointers with age reported.

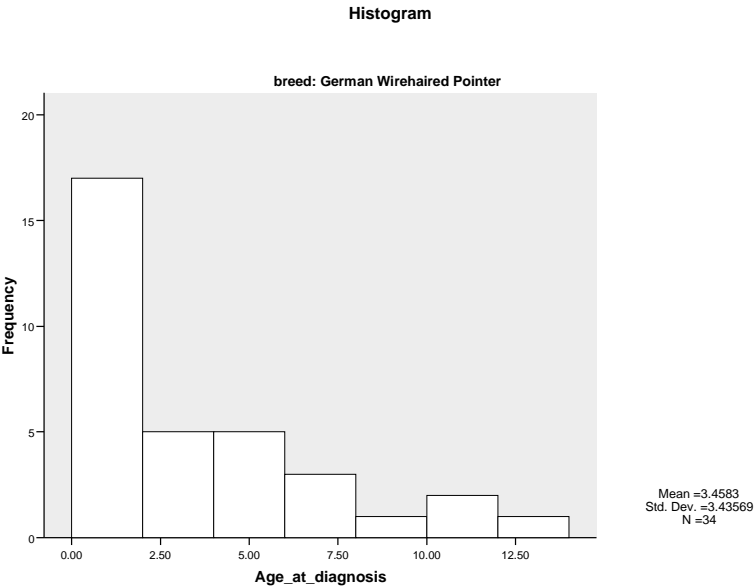


Figure 4. Histogram showing frequency of age at diagnosis for the 34 German Wirehaired Pointers with one or more disease conditions, using the youngest age at which a disease condition was first reported for those dogs with more than one disease condition or episode.

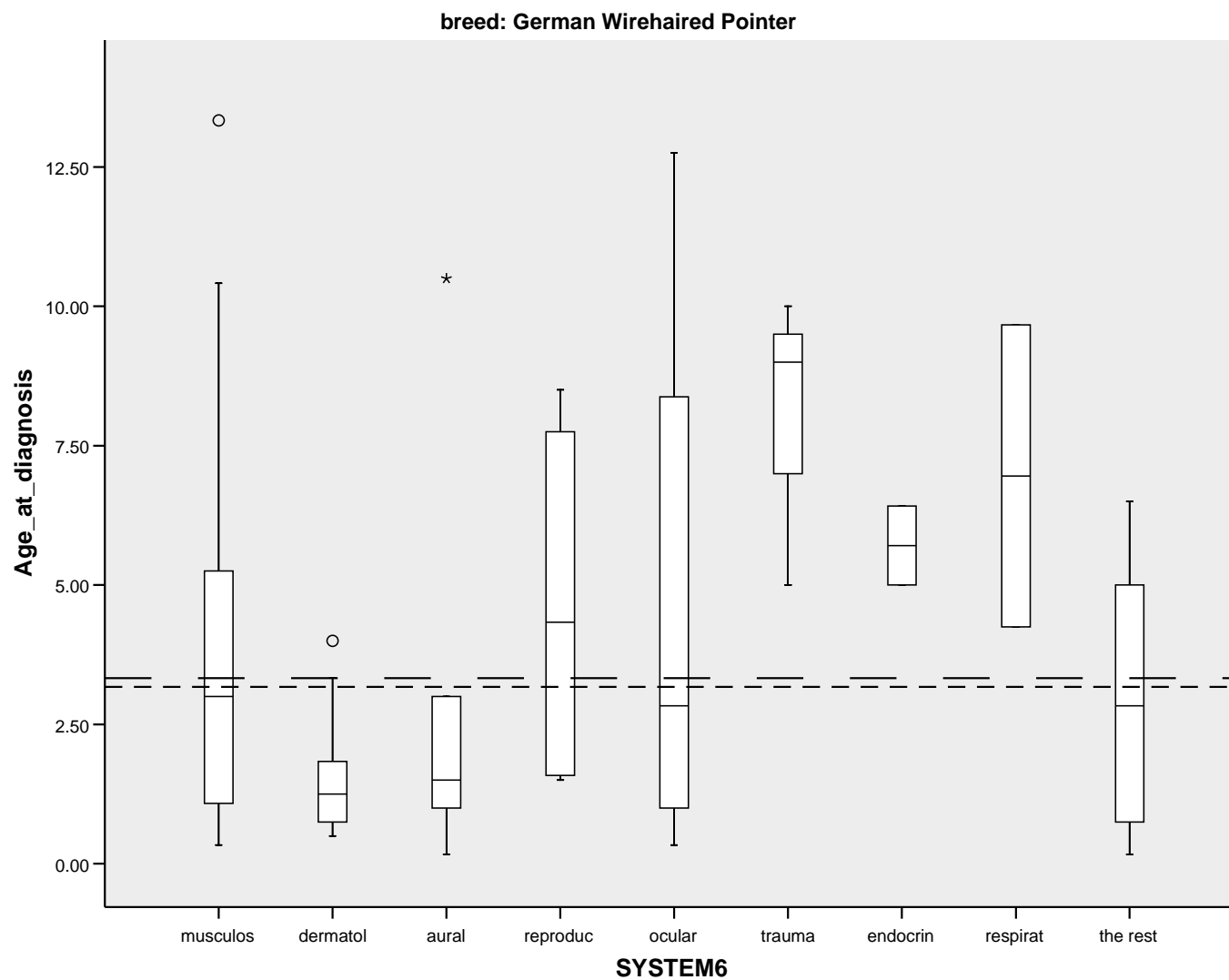


Figure 5. Box and whisker plot of age at diagnosis in years for the most common disease conditions in descending order for German Wirehaired Pointers (N=34 dogs with 55 conditions with age reported). The dashed line (---) is the overall median age at diagnosis for all dogs in the survey and the dotted line (----) is the overall median age at diagnosis for German Wirehaired Pointers. The solid line within each grey box represents the median age at diagnosis from the condition.

Table 3. Disease conditions by organ system/category for German Wirehaired Pointers.

Disease condition	All conditions		Most common specific conditions in descending order
	N	%	
1 Musculoskeletal	12	21.4	CLR; panosteitis; spondylosis; arthritis (carpus; spine)
2 Dermatologic	9	16.1	Alopecia; mites (unspecified>sarcoptes); puppy pyoderma; dermatitis
3 Aural	5	8.9	Otitis externa; aural haematoma
4 Reproductive	5	8.9	False pregnancy; infertility; pyometra
5 Ocular	4	7.1	Entropion; epiphora; red eye; eyelid abnormality (other)
6 Immune mediated	3	5.4	Gluten-sensitive enteropathy; reaction to vaccine; unspecified
7 Trauma	3	5.4	Skin; spine
8 Endocrine	2	3.6	Hypothyroidism
9 Gastrointestinal	2	3.6	Gastroenteritis; vomiting
10 Neurologic	2	3.6	Seizures
11 Respiratory	2	3.6	Kennel cough
12 Unknown	2	3.6	Undiagnosed illness
13 Urologic	2	3.6	Cystinuria; incontinence
14 Benign neoplasia	1	1.8	Lipoma
15 Dental	1	1.8	Defect other than extra teeth
16 Haematopoietic	1	1.8	Unspecified
Total	56	100.0	