

Report from the Kennel Club/
British Small Animal Veterinary Association
Scientific Committee

Summary results of the
Purebred Dog Health Survey
for German Shorthaired Pointers

Warning: The results of this survey and particularly the breed-specific analyses should be interpreted with caution. The overall response rate was only 24% with breed-specific response rates from 4.5% to 64.7%.

German Shorthaired Pointers

A total of 680 forms were sent out and 192 were returned, representing 421 live dogs. This breed had a 28.2% response rate (192/680) and it represented 1.40% of all returns (192/13,741).

Mortality data

A total of 159 deaths were reported and this represents 1.00% of all deaths reported in the survey (159/15,881). The median age at death for German Shorthaired Pointers was 12 years (min = 11 months, max = 17 years) and this was higher than the overall median of 11 years and 3 months (Figure 1). Table 1 shows the causes of death for German Shorthaired Pointers. Age at death is presented for the most common causes of death (Figure 2).

Table 1. Causes of death by organ system/category for German Shorthaired Pointers.

Cause of death	N	%	Most common specific causes in descending order
1 Cancer	47	29.6	Type unspecified (liver, mammary)
2 Old age	30	18.9	Old age
3 Neurologic	11	6.9	Seizures; unspecified spinal disease
4 Cerebral vascular	9	5.7	Stroke or cerebral vascular accident
5 Trauma	8	5.0	Road traffic accident; unspecified
6 Combinations	7	4.4	
7 Cardiac	6	3.8	Heart attack; heart failure; cardiomegaly
8 Musculoskeletal	6	3.8	Arthritis; hip dysplasia; osteodystrophy
9 Unknown	6	3.8	
10 Hepatic	5	3.1	Chronic liver failure; liver disease unspecified
11 Other	5	3.1	Uncodeable
12 Poisoning	4	2.5	
13 Behaviour	3	1.9	Aggression
14 Endocrine	3	1.9	Addisons disease; Cushings disease; diabetes
15 Immune mediated	3	1.9	Unspecified
16 Infection	2	1.3	Lyme disease; clostridial infection
17 Respiratory	2	1.3	Pneumonia; respiratory failure
18 Gastrointestinal	1	0.6	Gastric dilatation/volvulus (GDV)
19 Urologic	1	0.6	Chronic kidney failure
Total	159	100.0	

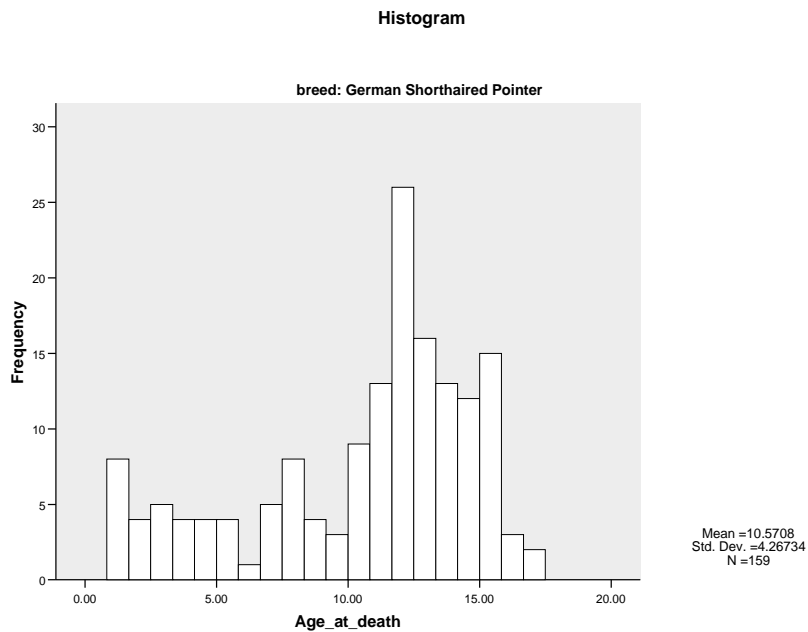


Figure 1. Histogram showing the frequency (as number of dogs) of age at death (in years) for the 159 German Shorthaired Pointer deaths with age at death reported.

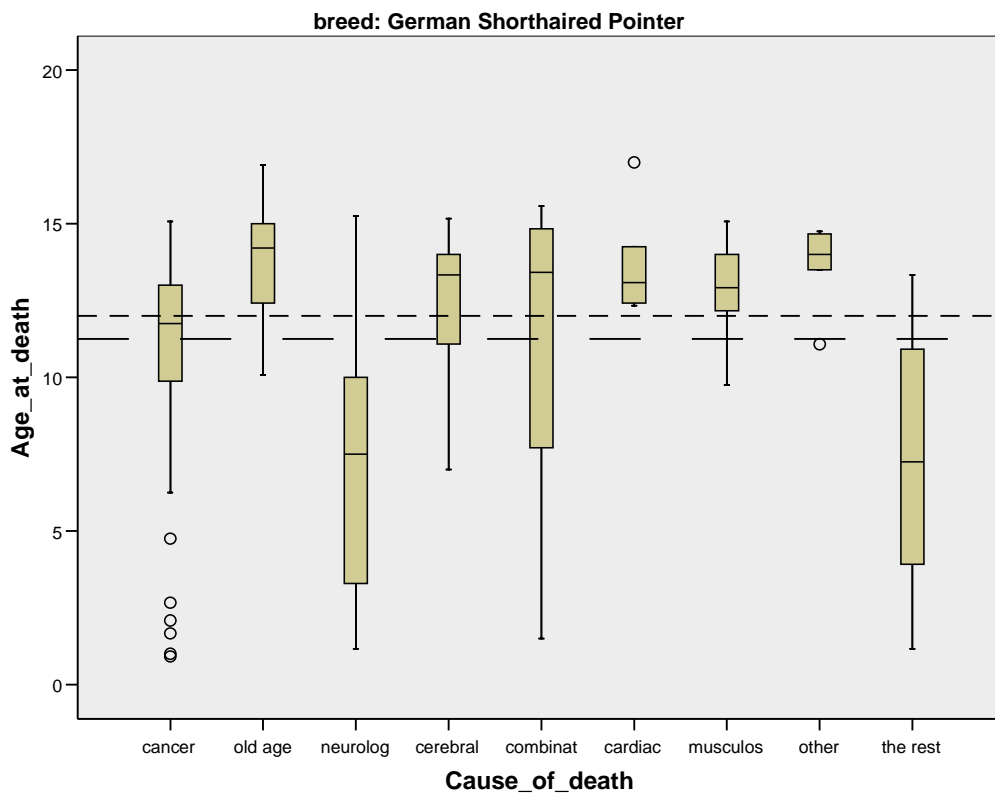


Figure 2. Box and whisker plot of age at death in years for the most common causes of death in German Shorthaired Pointers (N=159). The dashed line (---) is the overall median age at death for all dogs in the survey and the dotted line (----) is the overall median age of death for German Shorthaired Pointers. The solid line within each grey box represents the median age at death from the condition.

Morbidity data

The median current age of the 420 live dogs with a reported age was 5 years (min=3 months, max=16 years and 1 month, Figure 3). Health information was reported for 421 live dogs of which 270 (64%) were healthy and 151 (36%) had at least one reported health condition, resulting in a total of 254 reported conditions with a median of 1 condition/dog (min=1, max=10).

The median current age of all healthy dogs with a reported age (N=270) was 3 years and 9 months (min=3 months, max=15 years). The distribution of gender and neuter status is shown in Table 2.

The median current age of all dogs with one or more disease conditions and a reported age (N=150) was 7 years and 10 months (min=7 months, max=16 years and 1 month). The median age at diagnosis for all disease occurrences with a reported age at diagnosis (N=251) was 3 years and 10 months (min= 2 months, max= 15 years and 6 months, Figure 4). Table 3 shows the disease conditions for German Shorthaired Pointers. Age at diagnosis is presented for the most common disease conditions (Figure 5).

Table 2. Distribution of gender and neuter status for 414 German Shorthaired Pointers with reported gender and neuter status.

Gender	Neuter status		Totals
	Intact	Neutered	
Female	174	94	268 (65%)
Male	117	29	146 (35%)
Totals	291 (70%)	123 (30%)	414 (100%)

Significantly more females were neutered (P=0.0012).

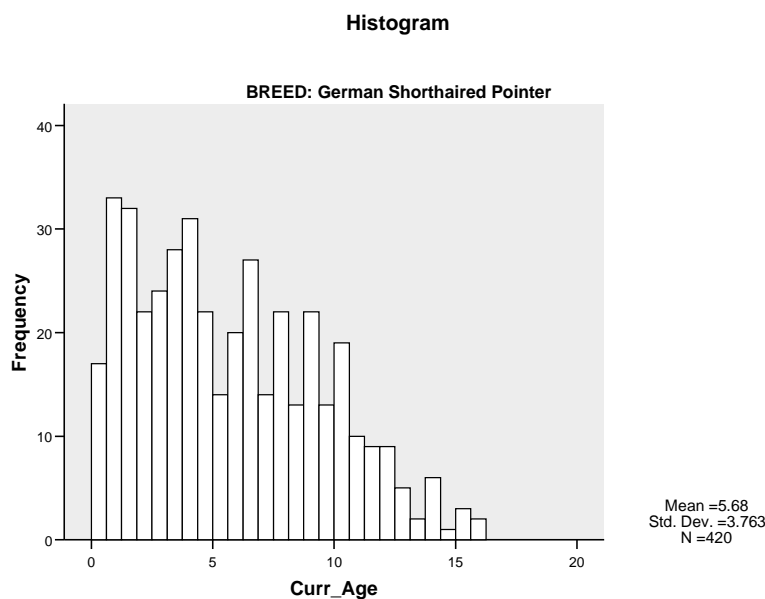


Figure 3. Histogram showing frequency of current age in years for the 420 live German Shorthaired Pointers with age reported.

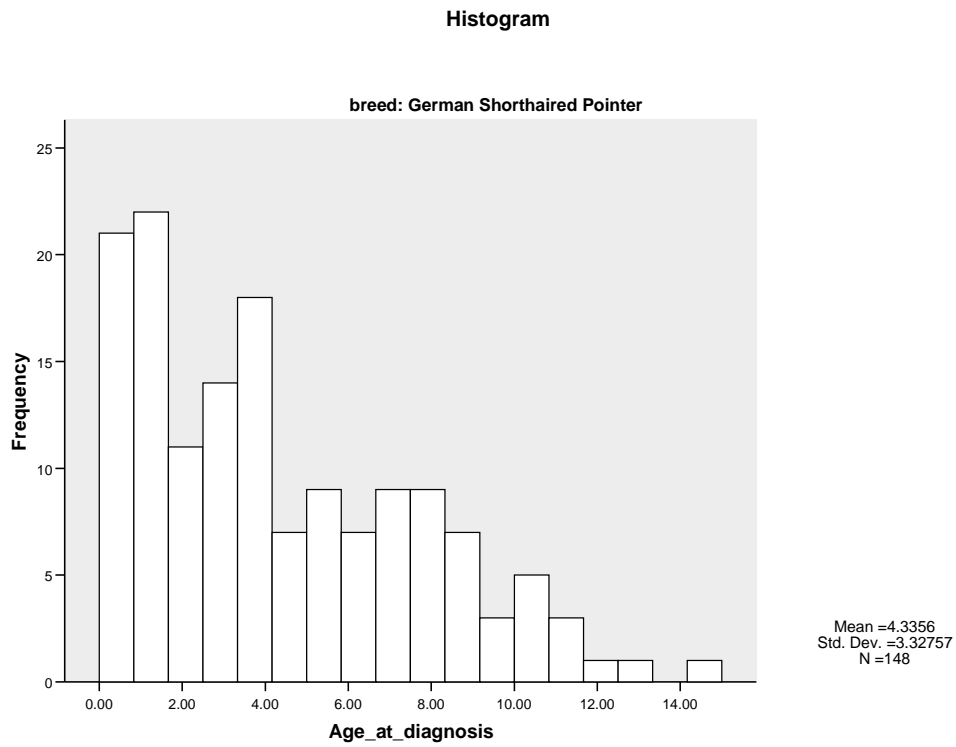


Figure 4. Histogram showing frequency of age at diagnosis for the 148 German Shorthaired Pointers with one or more disease conditions, using the youngest age at which a disease condition was first reported for those dogs with more than one disease condition or episode.

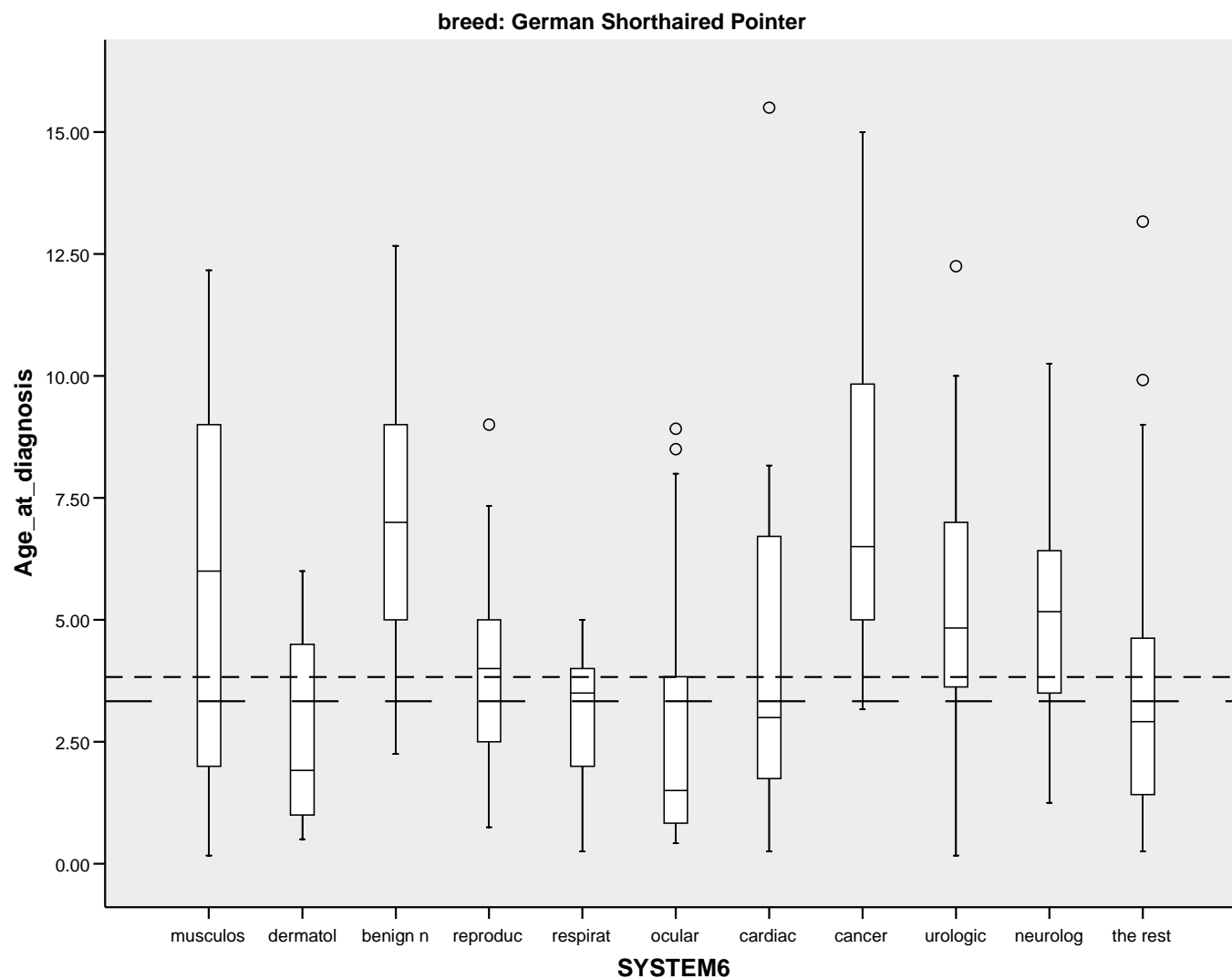


Figure 5. Box and whisker plot of age at diagnosis in years for the most common disease conditions in descending order for German Shorthaired Pointers (N=150 dogs with 251 conditions with age reported). The dashed line (---) is the overall median age at diagnosis for all dogs in the survey and the dotted line (----) is the overall median age at diagnosis for German Shorthaired Pointers. The solid line within each grey box represents the median age at diagnosis from the condition.

Table 3. Disease conditions by organ system/category for German Shorthaired Pointers.

Disease condition	All conditions		Most common specific conditions in descending order
	N	%	
1 Musculoskeletal	37	14.6	Arthritis (shoulder>hips>rest); lameness (forelimb); CHD; CLR; fracture; OCD; tendon injury
2 Dermatologic	28	11.0	Dermatitis; mites (demodex=sarcoptes>unspecified); sebaceous cysts; alopecia
3 Benign neoplasia	26	10.2	Lipoma; haemangioma; subcutaneous cysts
4 Reproductive	23	9.1	Dystochia (physical blockage>uterine inertia); irregular heat cycles; pyometra
5 Respiratory	17	6.7	Kennel cough; asthma; bronchitis
6 Ocular	16	6.3	Entropion; conjunctivitis; red eye; blocked tear ducts; cataracts; cherry eye; KCS
7 Cardiac	15	5.9	Heart murmur; aortic stenosis; congenital heart defect; heart rhythm disorder
8 Cancer	14	5.5	Type unspecified (mammary, shoulder; carcinoma (vulva); brain tumour
9 Gastrointestinal	13	5.1	GDV; pancreatitis; weight loss; campylobacter; colitis; E Coli infection; IBD; PLE
10 Trauma	12	4.7	Tail>forelimb=other>cornea; hindlimb; skin; spine; spinal cord
11 Immune mediated	11	4.3	Atopy; gluten-sensitive enteropathy; flea allergy; food hypersensitivity; MMM
12 Urologic	11	4.3	Incontinence (unspecified>after spay); cystitis; cystouroliths (unspecified); haematuria
13 Neurologic	9	3.5	Seizures; collapse (unspecified); epilepsy; vestibular disease
14 Other	9	3.5	Uncodeable
15 Unknown	4	1.6	Undiagnosed illness
16 Endocrine	3	1.2	Addison's disease; hypothyroidism
17 Aural	2	0.8	Otitis externa; ear mites
18 Dental	2	0.8	Retained puppy teeth
19 Anal gland	1	0.4	Anal sacculitis
20 Cerebrovascular	1	0.4	Stroke or cerebral vascular accident
Total	254	100.0	