

Report from the Kennel Club/
British Small Animal Veterinary Association
Scientific Committee

Summary results of the
Purebred Dog Health Survey
for Fox Terriers

Warning: The results of this survey and particularly the breed-specific analyses should be interpreted with caution. The overall response rate was only 24% with breed-specific response rates from 4.5% to 64.7%.

Fox Terriers

A total of 239 forms were sent out and 45 were returned, representing 115 live dogs. This breed had an 18.8% response rate (45/239) and it represented 0.33% of all returns (45/13,741).

Mortality data

A total of 44 deaths were reported and this represents 0.28% of all deaths reported in the survey (44/15,881). The median age at death for Fox Terriers was 13 years and 2 months (min = 10 months, max = 17 years and 3 months) and this was higher than the overall median of 11 years and 3 months (Figure 1). Table 1 shows the causes of death for Fox Terriers. Age at death is presented for the most common causes of death (Figure 2).

Table 1. Causes of death by organ system/category for Fox Terriers.

Cause of death	N	%	Most common specific causes in descending order
1 Old age	14	31.8	Old age & age combinations
2 Cancer	10	22.7	Type unspecified (bladder, lung)
3 Trauma	5	11.4	Road traffic accident; attacked by dog
4 Cardiac	3	6.8	Heart failure; heart attack
5 Urologic	3	6.8	Chronic kidney failure
6 Cerebral vascular	2	4.5	Stroke or cerebral vascular accident
7 Combinations	2	4.5	
8 Endocrine	2	4.5	Cushings disease
9 Gastrointestinal	1	2.3	Colitis
10 Hepatic	1	2.3	Unspecified
11 Immune mediated	1	2.3	AIHA
Total	44	100.0	

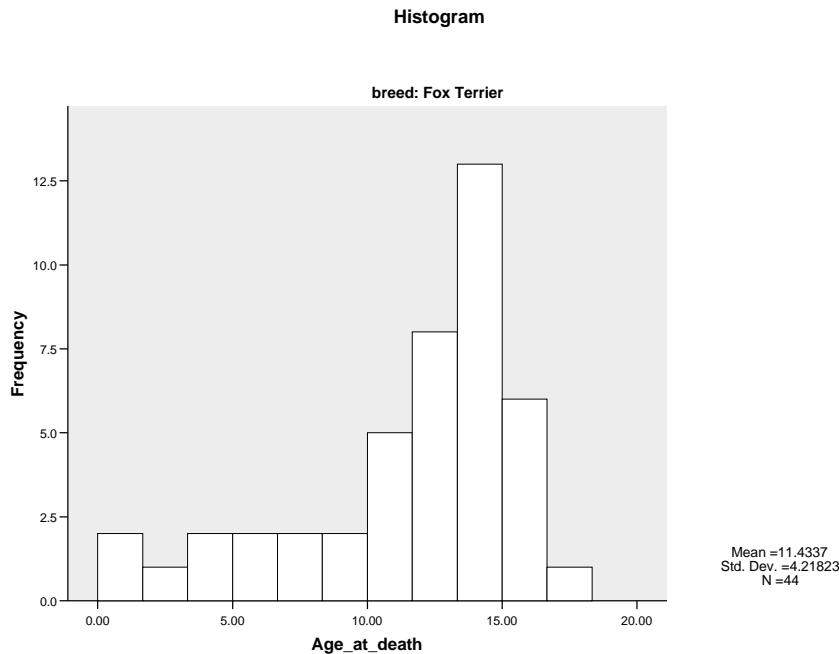


Figure 1. Histogram showing the frequency (as number of dogs) of age at death (in years) for the 44 Fox Terrier deaths with age at death reported.

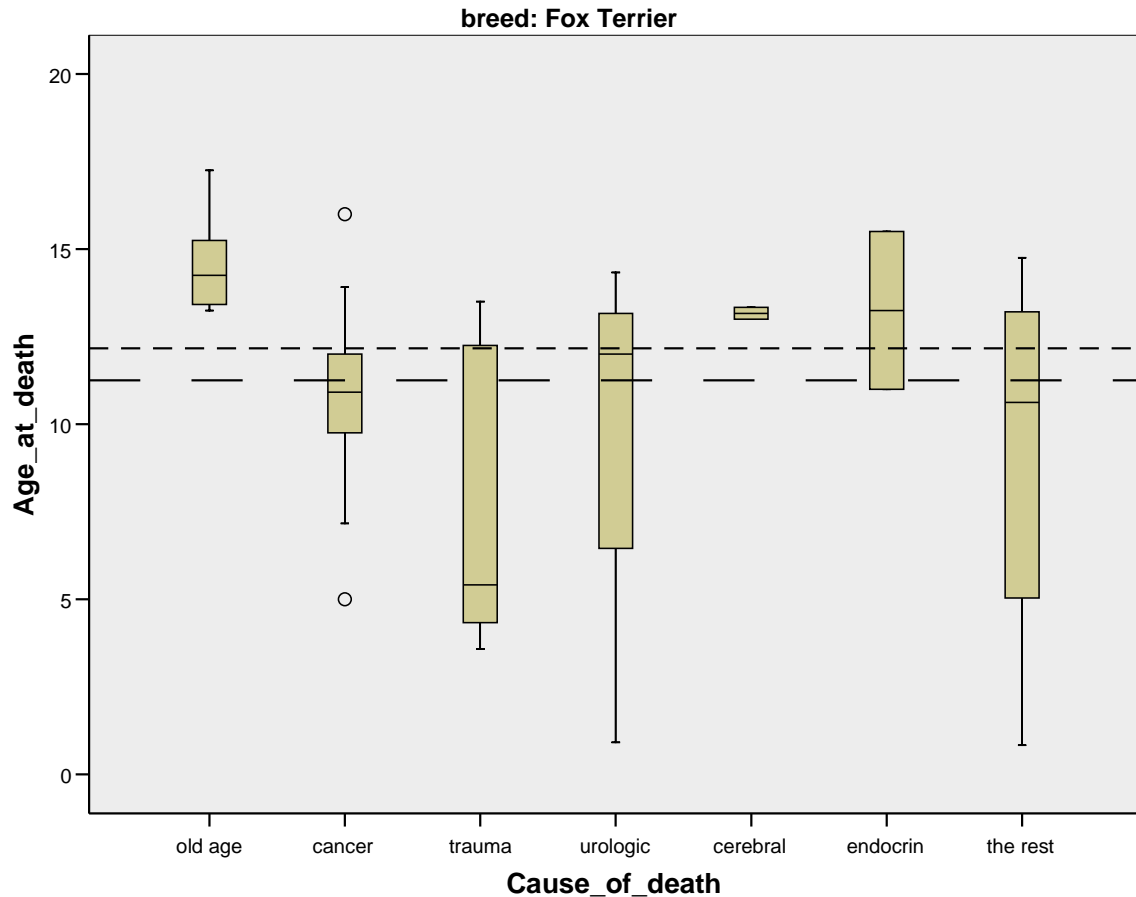


Figure 2. Box and whisker plot of age at death in years for the most common causes of death in Fox Terriers (N=44). The dashed line (---) is the overall median age at death for all dogs in the survey and the dotted line (----) is the overall median age of death for Fox Terriers. The solid line within each grey box represents the median age at death from the condition.

Morbidity data

The median current age of the 115 live dogs with a reported age was 3 years and 10 months (min=1 month, max=15 years and 2 months, Figure 3). Health information was reported for 115 live dogs of which 77 (67%) were healthy and 38 (33%) had at least one reported health condition, resulting in a total of 53 reported conditions with a median of 1 condition/dog (min=1, max=4).

The median current age of all healthy dogs with a reported age (N=77) was 3 years (min=1 month, max=14 years and 3 months). The distribution of gender and neuter status is shown in Table 2.

The median current age of all dogs with one or more disease conditions and a reported age (N=38) was 6 years and 3 months (min=1 year, max=15 years and 2 months). The median age at diagnosis for all disease occurrences with a reported age at diagnosis (N=51) was 3 years and 6 months (min=6 months, max=14 years, Figure 4). Table 3 shows the disease conditions for Fox Terriers. Age at diagnosis is presented for the most common disease conditions (Figure 5).

Table 2. Distribution of gender and neuter status for 112 Fox Terriers with reported gender and neuter status.

Gender	Neuter status		Totals
	Intact	Neutered	
Female	58	9	67 (60%)
Male	36	9	45 (40%)
Totals	94 (84%)	18 (16%)	112 (100%)

There was no association between gender and neuter status (P=0.3535).

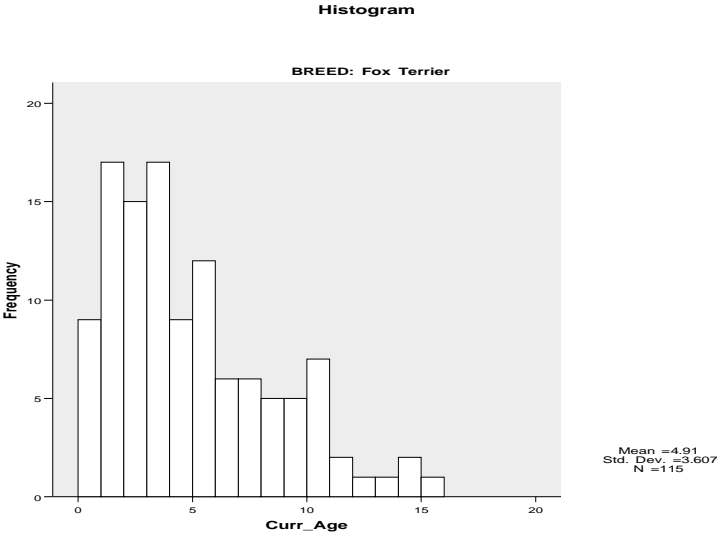


Figure 3. Histogram showing frequency of current age in years for the 115 live Fox Terriers with age reported.

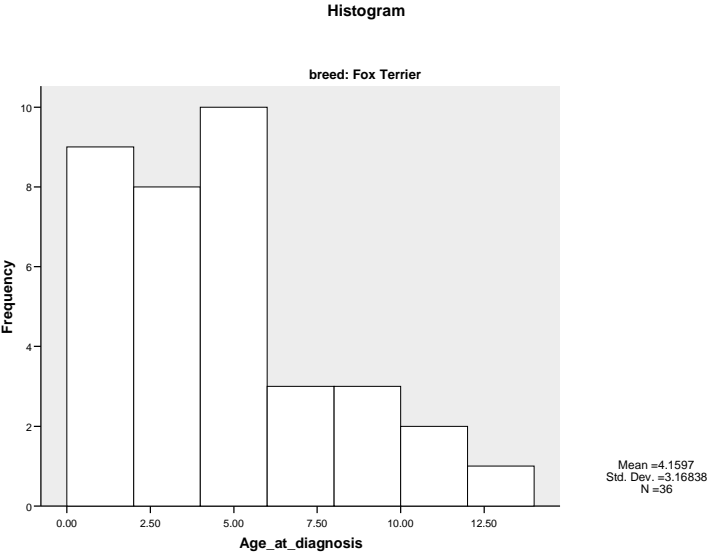


Figure 4. Histogram showing frequency of age at diagnosis for the 36 Fox Terriers with one or more disease conditions, using the youngest age at which a disease condition was first reported for those dogs with more than one disease condition or episode.

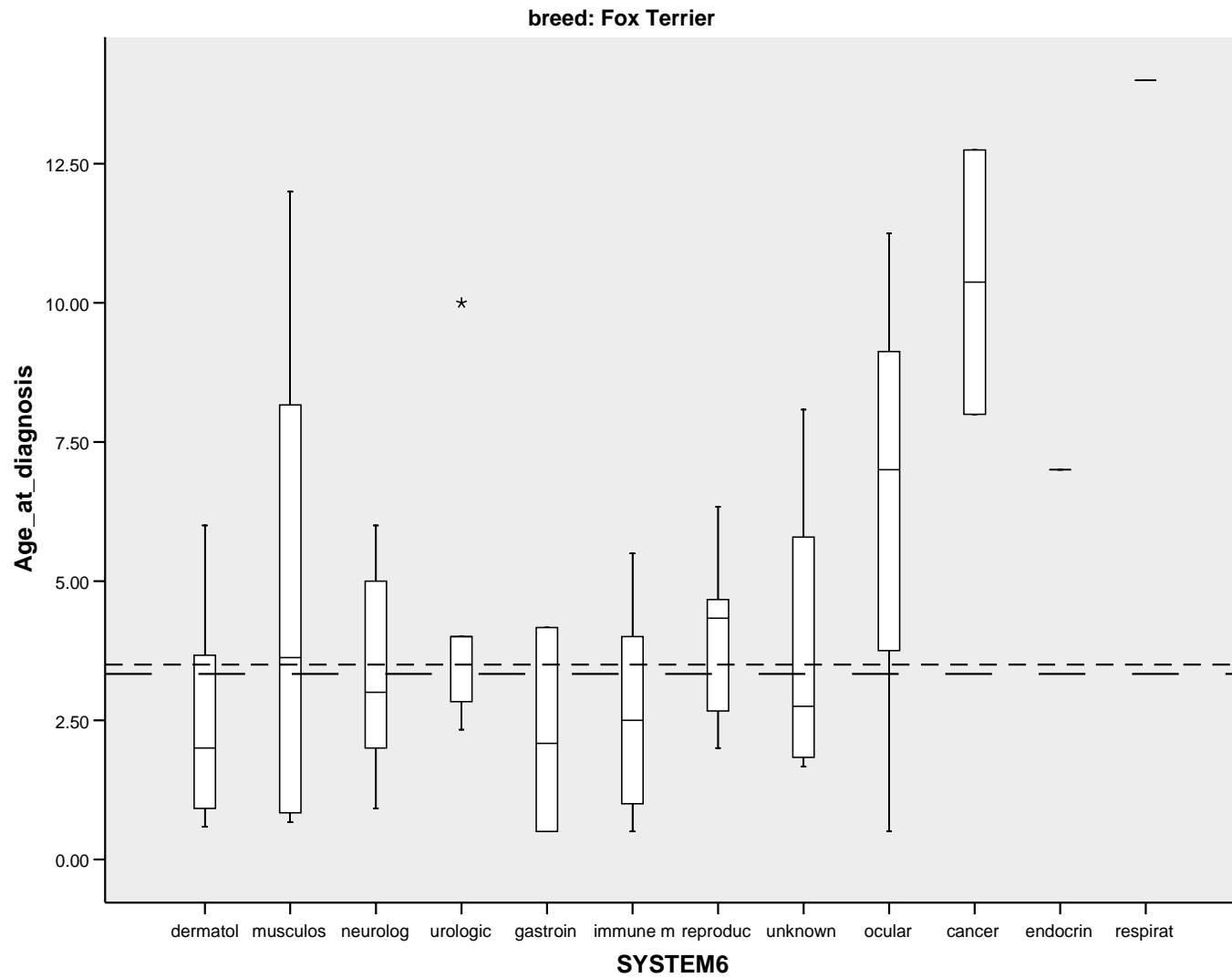


Figure 5. Box and whisker plot of age at diagnosis in years for the most common disease conditions in descending order for Fox Terriers (N=38 dogs with 51 conditions with age reported). The dashed line (---) is the overall median age at diagnosis for all dogs in the survey and the dotted line (----) is the overall median age at diagnosis for Fox Terriers. The solid line within each grey box represents the median age at diagnosis from the condition.

Table 3. Disease conditions by organ system/category for Fox Terriers.

Disease condition	All conditions		Most common specific conditions in descending order
	N	%	
1 Dermatologic	7	13.2	Dermatitis; recurrent pyoderma
2 Musculoskeletal	6	11.3	Avascular necrosis FH; arthritis (hips); CLR; patellar luxation
3 Neurologic	6	11.3	Seizures; deafness; IVDD (thoracic)
4 Urologic	6	11.3	Cystitis; haematuria; urethral obstruction
5 Gastrointestinal	5	9.4	Pancreatitis; colitis; diarrhoea; haemorrhagic gastroenteritis
6 Immune mediated	5	9.4	Unspecified allergy; atopy
7 Reproductive	5	9.4	Dystochia (physical blockage); false pregnancy; pyometra
8 Unknown	4	7.5	Undiagnosed illness
9 Ocular	3	5.7	Conjunctivitis; KCS; corneal ulcer
10 Cancer	2	3.8	Type unspecified (mammary; testicular)
11 Other	2	3.8	Uncodeable
12 Endocrine	1	1.9	Diabetes insipidus
13 Respiratory	1	1.9	Bronchitis
Total	53	100.0	

Avascular necrosis FH=femoral head or Legg Calve Perthes disease