

Report from the Kennel Club/
British Small Animal Veterinary Association
Scientific Committee

Summary results of the
Purebred Dog Health Survey
for Dobermanns

Warning: The results of this survey and particularly the breed-specific analyses should be interpreted with caution. The overall response rate was only 24% with breed-specific response rates from 4.5% to 64.7%.

Dobermanns

A total of 300 forms were sent out and 58 were returned, representing 129 live dogs. This breed had a 19.3% response rate (58/300) and it represented 0.42% of all returns (58/13,741).

Mortality data

A total of 100 deaths were reported and this represents 0.63% of all deaths reported in the survey (100/15,881). The median age at death for Dobermanns was 10 years and 6 months (min = 1 year and 1 month, max = 16 years and 6 months) and this was lower than the overall median of 11 years and 3 months (Figure 1). Table 1 shows the causes of death for Dobermanns. Age at death is presented for the most common causes of death (Figure 2).

Table 1. Causes of death by organ system/category for Dobermanns.

Cause of death	N	%	Most common specific causes in descending order
1 Cancer	26	26.0	Mammary; lymphoma; lung; carcinoma
2 Old age	22	22.0	Old age & old age combinations
3 Cardiac	15	15.0	Cardiomyopathy unspecified > dilated; heart failure
4 Neurologic	10	10.0	Wobbler's syndrome; spinal disease unspecified
5 Gastrointestinal	5	5.0	GDV; foreign body; parvo virus
6 Combinations	3	3.0	
7 Hepatic	3	3.0	Chronic liver failure; liver disease unspecified
8 Trauma	3	3.0	Road traffic accident; spinal injury unspecified
9 Urologic	3	3.0	Chronic kidney failure; incontinence
10 Collapse	2	2.0	
11 Other	2	2.0	Uncodeable
12 Behaviour	1	1.0	Aggression
13 Musculoskeletal	1	1.0	Arthritis
14 Ocular	1	1.0	Blindness
15 Perioperative	1	1.0	
16 Sudden death	1	1.0	
17 Unknown	1	1.0	
Total	100	100.0	

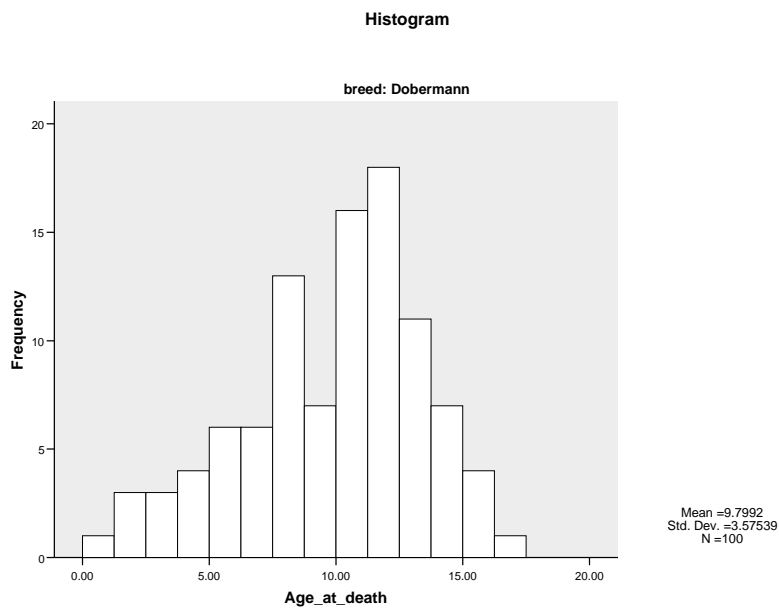


Figure 1. Histogram showing the frequency (as number of dogs) of age at death (in years) for the 100 Dobermann deaths with age at death reported.

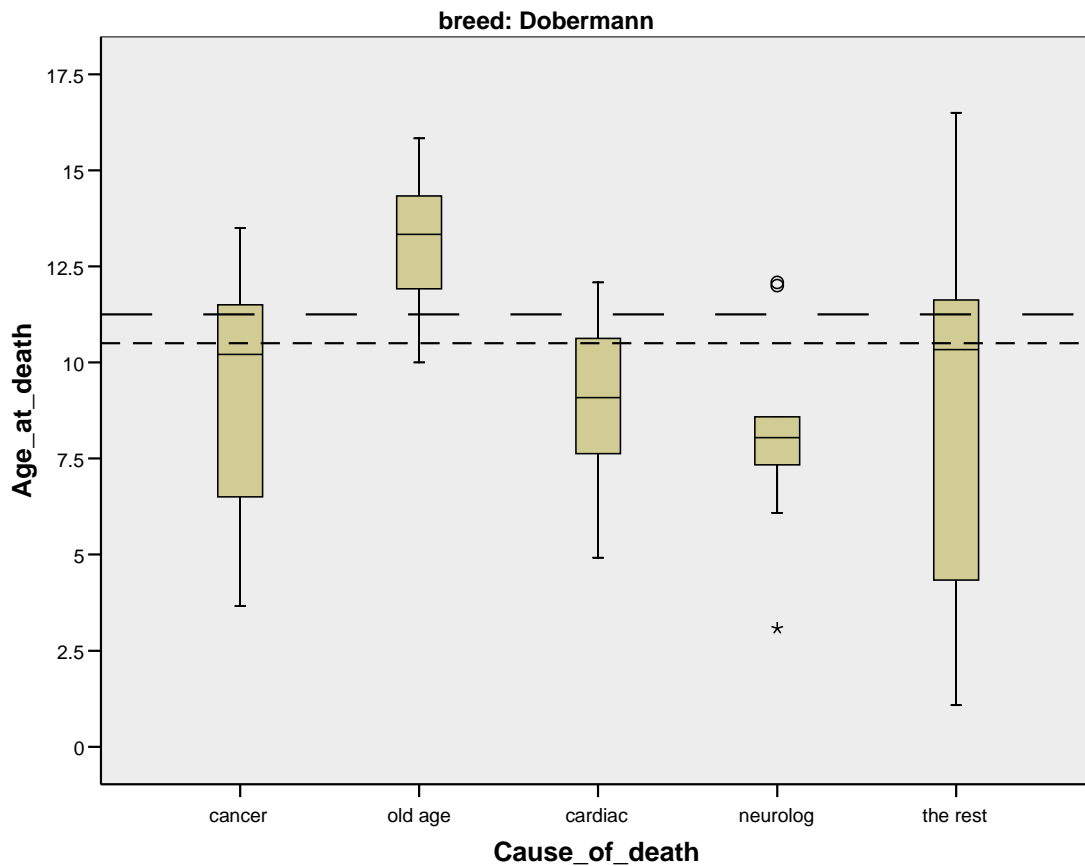


Figure 2. Box and whisker plot of age at death in years for the most common causes of death in Dobermanns (N=100). The dashed line (---) is the overall median age at death for all dogs in the survey and the dotted line (----) is the overall median age of death for Dobermanns. The solid line within each grey box represents the median age at death from the condition.

Morbidity data

The median current age of the 129 live dogs with a reported age was 4 years and 6 months (min=3 months, max=12 years and 1 month, Figure 3). Health information was reported for 129 live dogs of which 70 (54%) were healthy and 59 (46%) had at least one reported health condition, resulting in a total of 109 reported conditions with a median of 1 condition/dog (min=1, max=9).

The median current age of all healthy dogs with a reported age (N=70) was 2 years and 12 months (min=3 months, max=11 years and 3 months). The distribution of gender and neuter status is shown in Table 2.

The median current age of all dogs with one or more disease conditions and a reported age (N=59) was 6 years and 8 months (min=7 months, max=12 years and 1 month). The median age at diagnosis for all disease occurrences with a reported age at diagnosis (N=104) was 3 years and 5 months (min= 2 months, max= 11 years and 1 month, Figure 4). Table 3 shows the disease conditions for Dobermanns. Age at diagnosis is presented for the most common disease conditions (Figure 5).

Table 2. Distribution of gender and neuter status for 123 Dobermanns with reported gender and neuter status.

Gender	Neuter status		Totals
	Intact	Neutered	
Female	56	33	89 (72%)
Male	28	6	34 (28%)
Totals	84 (68%)	39 (32%)	123 (100%)

Significantly more females were neutered (P=0.0383).

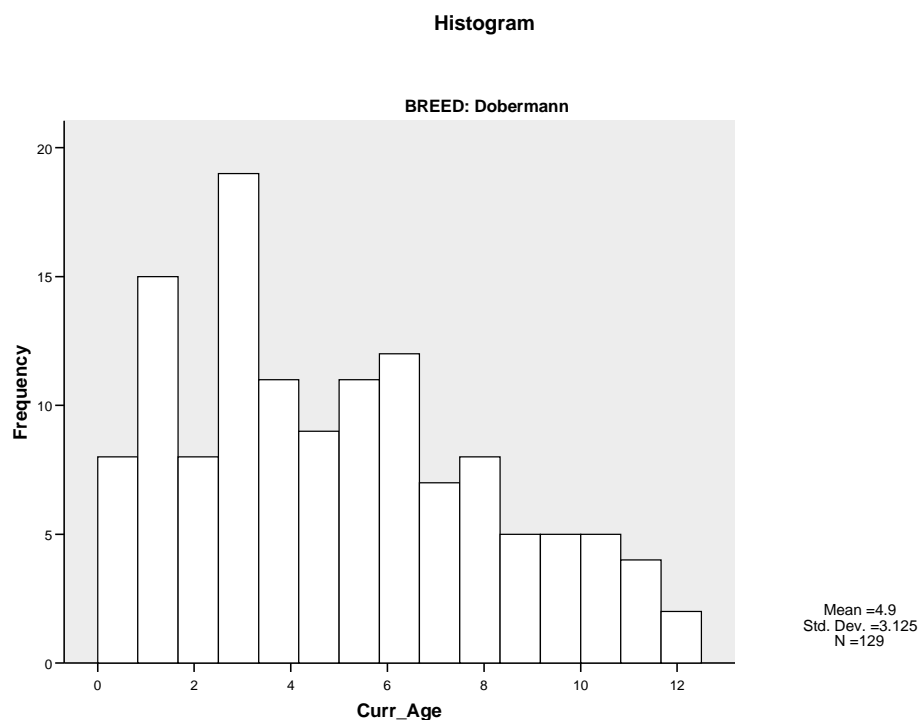


Figure 3. Histogram showing frequency of current age in years for the 129 live Dobermanns with age reported.

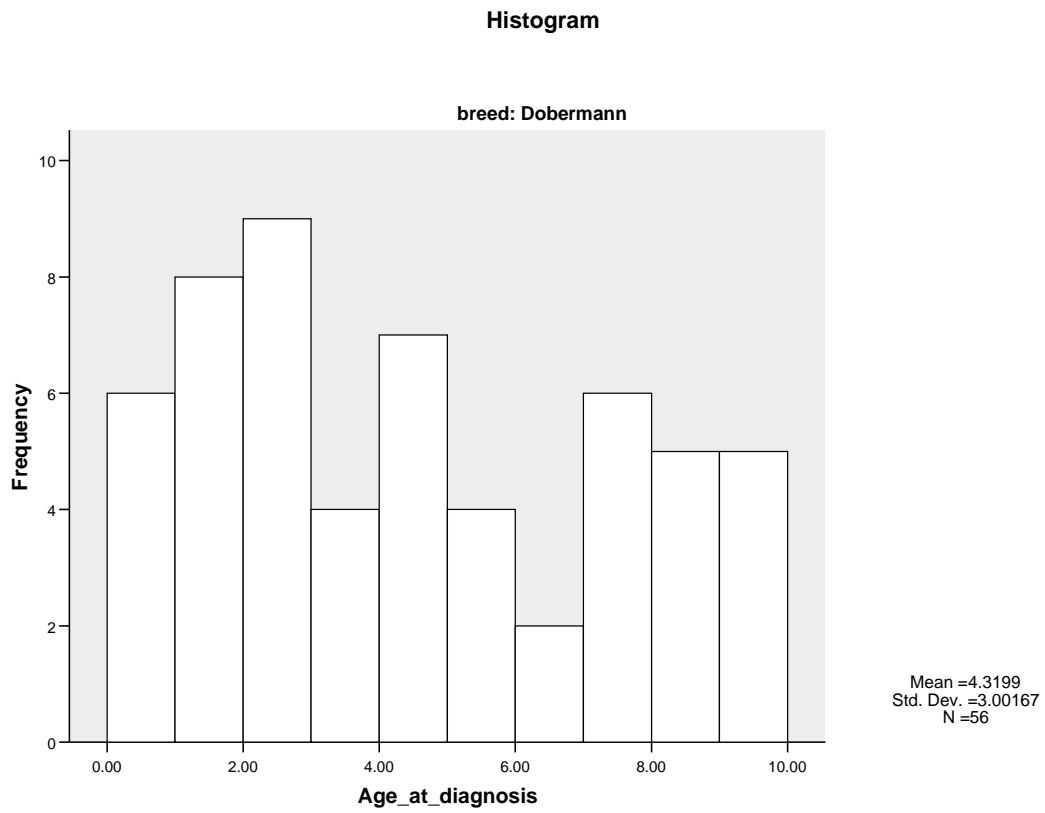


Figure 4. Histogram showing frequency of age at diagnosis for the 56 Dobermanns with one or more disease conditions, using the youngest age at which a disease condition was first reported for those dogs with more than one disease condition or episode.

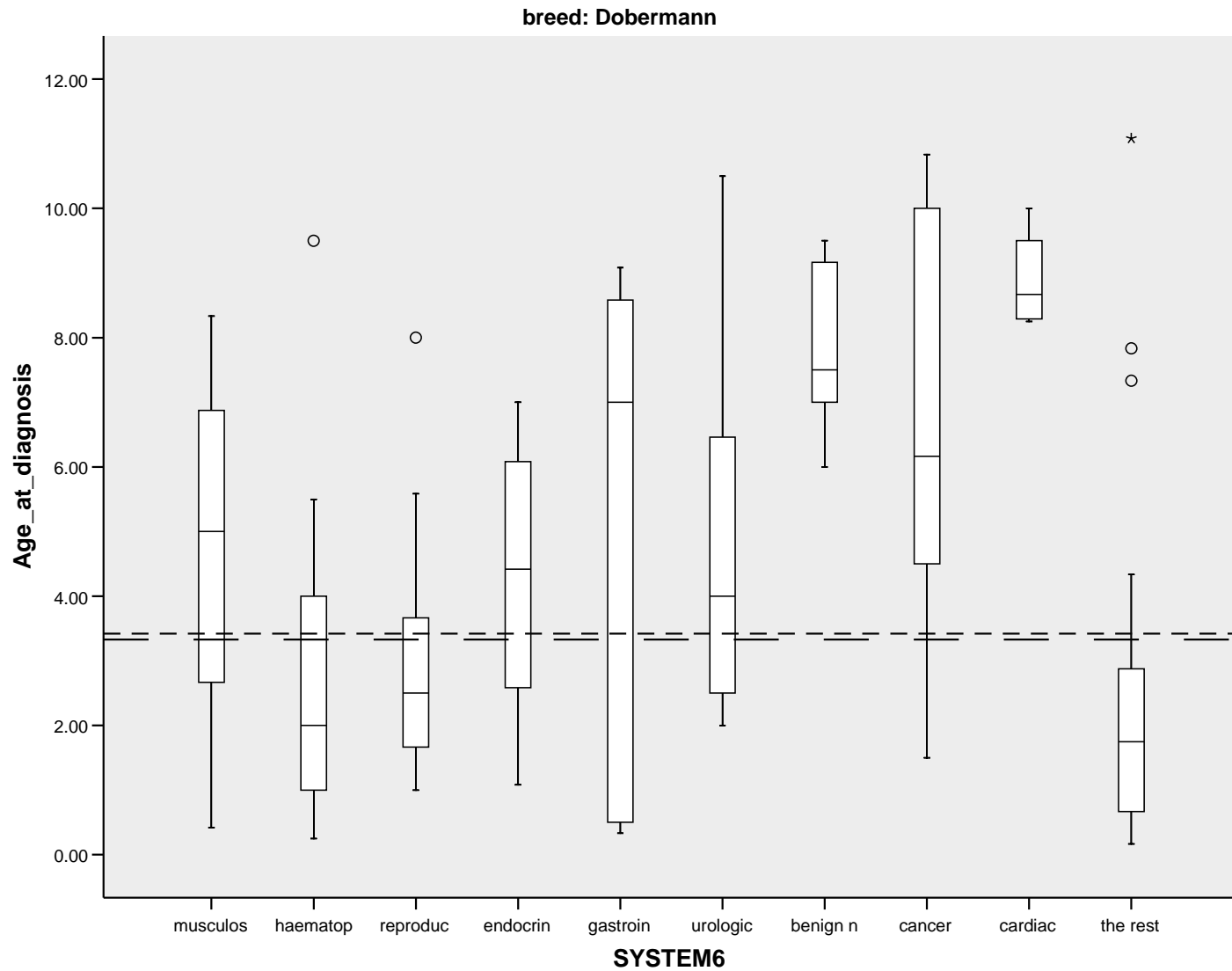


Figure 5. Box and whisker plot of age at diagnosis in years for the most common disease conditions in descending order for Dobermanns (N=59 dogs with 104 conditions with age reported). The dashed line (---) is the overall median age at diagnosis for all dogs in the survey and the dotted line (----) is the overall median age at diagnosis for Dobermanns. The solid line within each grey box represents the median age at diagnosis from the condition.

Table 3. Disease conditions by organ system/category for Dobermanns.

Disease condition	All conditions		Most common specific conditions in descending order
	N	%	
1 Musculoskeletal	19	17.4	Arthritis; CLR; ligament injury; achilles problem; panosteitis
2 Haematopoietic	13	11.9	Von willebrands disease (VWD); bleeding disorder unspecified
3 Reproductive	12	11.0	False pregnancy; infertility; agalactia; cryptorchid; prostatic cyst
4 Dermatologic	8	7.3	Alopecia; acne; anal furunculosis
5 Endocrine	7	6.4	Hypothyroidism; diabetes insipidus
6 Gastrointestinal	7	6.4	Colitis; GDV; campylobacter; epulis; gastric ulcer; vomiting
7 Urologic	7	6.4	Incontinence (unspecified=OHE); CRF
8 Benign neoplasia	6	5.5	Lipoma
9 Cancer	6	5.5	Unspecified; carcinoma
10 Cardiac	4	3.7	Cardiomyopathy; congestive heart failure (CHF); heart murmur (unspecified)
11 Unknown	4	3.7	Undiagnosed illness
12 Immune mediated	3	2.8	Food hypersensitivity
13 Respiratory	3	2.8	Kennel cough
14 Aural	2	1.8	Aural haematoma; excessive ear wax
15 Neurologic	2	1.8	Wobbler syndrome
16 Ocular	2	1.8	KCS; epiphora
17 Trauma	2	1.8	Neurologic; ocular
18 Behaviour	1	0.9	Unspecified
19 Dental	1	0.9	Retained puppy teeth
Total	109	100.0	