

Report from the Kennel Club/
British Small Animal Veterinary Association
Scientific Committee

Summary results of the
Purebred Dog Health Survey
for Irish Setters

Warning: The results of this survey and particularly the breed-specific analyses should be interpreted with caution. The overall response rate was only 24% with breed-specific response rates from 4.5% to 64.7%.

Irish Setters

A total of 1298 forms were sent out and 235 were returned, representing 680 live dogs. This breed had an 18.1% response rate (235/1298) and it represented 1.71% of all returns (235/13,741).

Mortality data

A total of 451 deaths were reported and this represents 2.84% of all deaths reported in the survey (451/15,881). The median age at death for Irish Setters was 12 years (min = 4 months, max = 17 years and 2 months) and this was higher than the overall median of 11 years and 3 months (Figure 1). Table 1 shows the causes of death for Irish Setters. Age at death is presented for the most common causes of death (Figure 2).

Table 1. Causes of death by organ system/category for Irish Setters.

Cause of death	N	%	Most common specific causes in descending order
1 Cancer	123	27.3	Type unspecified (mammary, liver, unspecified)
2 Old age	101	22.4	Old age
3 Cardiac	45	10.0	Heart failure; heart defect unspecified
4 Gastrointestinal	36	8.0	GDV; megaesophagus; pancreatitis
5 Combinations	22	4.9	Kidney & liver failure; cancer; incontinence
6 Other	15	3.3	Uncodeable
7 Cerebral vascular	12	2.7	Stroke or cerebral vascular accident
8 Neurologic	11	2.4	Seizures; spinal disease unspecified
9 Urologic	9	2.0	Kidney failure (chronic > acute); incontinence
10 Endocrine	8	1.8	Cushings disease; diabetes mellitus; Addisons disease
11 Hepatic	8	1.8	Chronic liver failure; liver disease unspecified
12 Unknown	8	1.8	
13 Respiratory	7	1.6	Laryngeal paralysis; pneumonia
14 Internal bleeding	6	1.3	
15 Musculoskeletal	6	1.3	Arthritis
16 Perioperative	6	1.3	
17 Reproductive	6	1.3	Pyometra
18 Trauma	4	0.9	Road traffic accident; unspecified
19 Senility	3	0.7	
20 Portosystemic shunt (PSS)	2	0.4	
21 Behaviour	2	0.4	Aggression; unspecified
22 Cardiovascular	2	0.4	
23 Collapse	2	0.4	
24 Immune mediated	2	0.4	Unspecified
25 Septicaemia	2	0.4	
26 Dermatologic	1	0.2	Skin disease (unspecified)
27 Poisoning	1	0.2	
28 Sudden death	1	0.2	
Total	451	100.0	

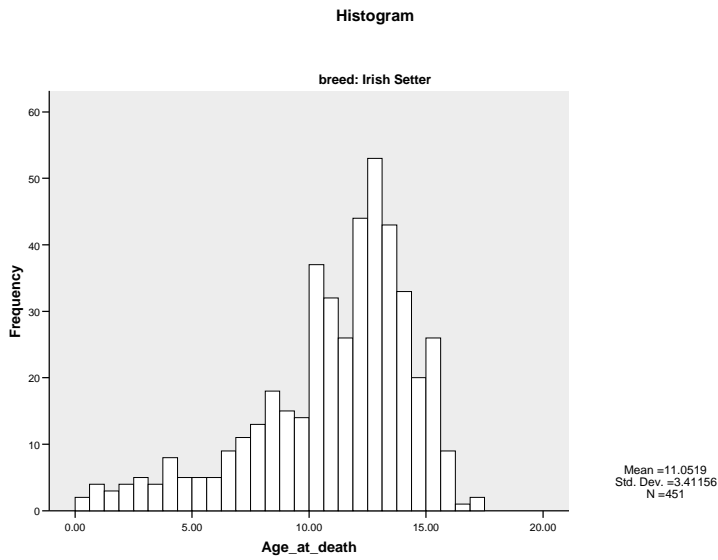


Figure 1. Histogram showing the frequency (as number of dogs) of age at death (in years) for the 451 Irish Setter deaths with age at death reported.

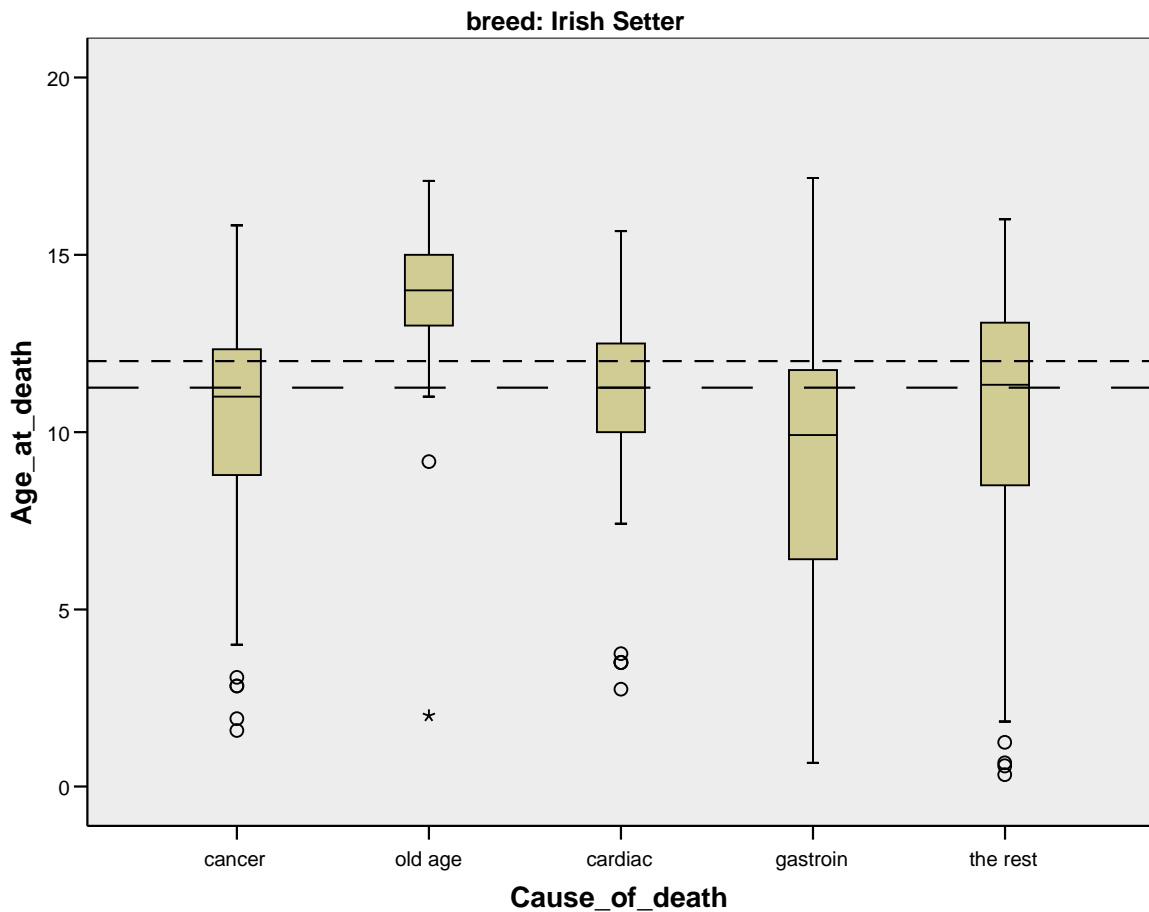


Figure 2. Box and whisker plot of age at death in years for the most common causes of death in Irish Setters (N=451). The dashed line (---) is the overall median age at death for all dogs in the survey and the dotted line (----) is the overall median age of death for Irish Setters. The solid line within each grey box represents the median age at death from the condition.

Morbidity data

The median current age of the 680 live dogs with a reported age was 5 years and 11 months (min=2 months, max=15 years and 7 months, Figure 3). Health information was reported for 680 live dogs of which 372 (55%) were healthy and 308 (45%) had at least one reported health condition, resulting in a total of 591 reported conditions with a median of 1 condition/dog (min=1, max=11).

The median current age of all healthy dogs with a reported age (N=372) was 4 years and 7 months (min=2 months, max=15 years and 7 months). The distribution of gender and neuter status is shown in Table 2.

The median current age of all dogs with one or more disease conditions and a reported age (N=292) was 7 years and 7 months (min=4 months, max=15 years and 5 months). The median age at diagnosis for all disease occurrences with a reported age at diagnosis (N=566) was 4 years (min= 2 months, max= 15 years and 5 months, Figure 4). Table 3 shows the disease conditions for Irish Setters. Age at diagnosis is presented for the most common disease conditions (Figure 5).

Table 2. Distribution of gender and neuter status for 676 Irish Setters with reported gender and neuter status.

Gender	Neuter status		Totals
	Intact	Neutered	
Female	332	71	403 (60%)
Male	243	30	273 (40%)
Totals	575 (85%)	101 (15%)	676 (100%)

Significantly more females were neutered (P=0.0177).

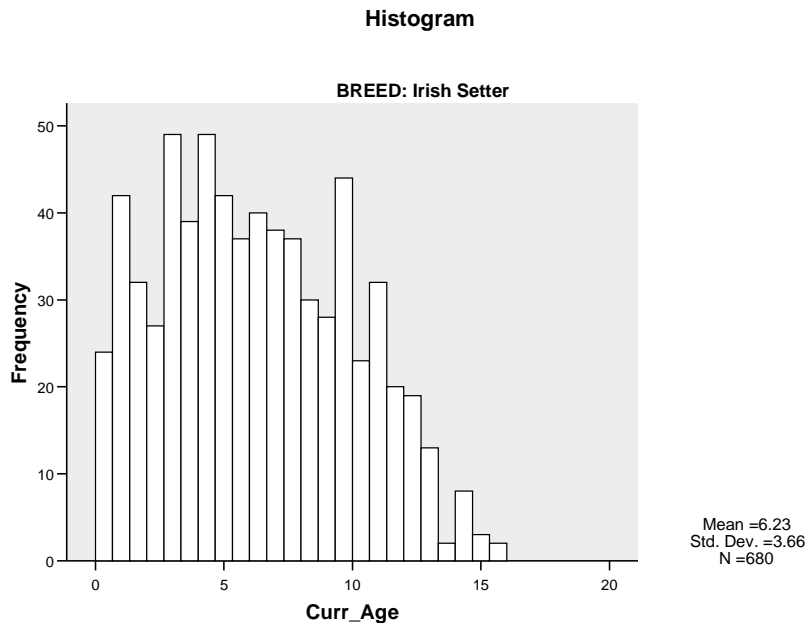


Figure 3. Histogram showing frequency of current age in years for the 680 live Irish Setters with age reported.

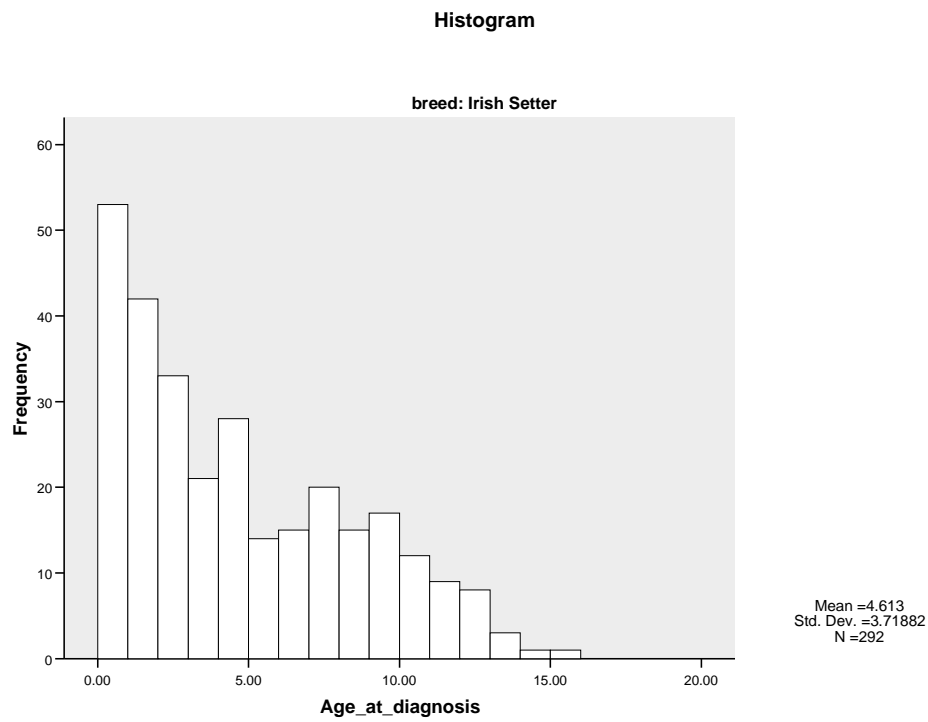


Figure 4. Histogram showing frequency of age at diagnosis for the 292 Irish Setters with one or more disease conditions, using the youngest age at which a disease condition was first reported for those dogs with more than one disease condition or episode.

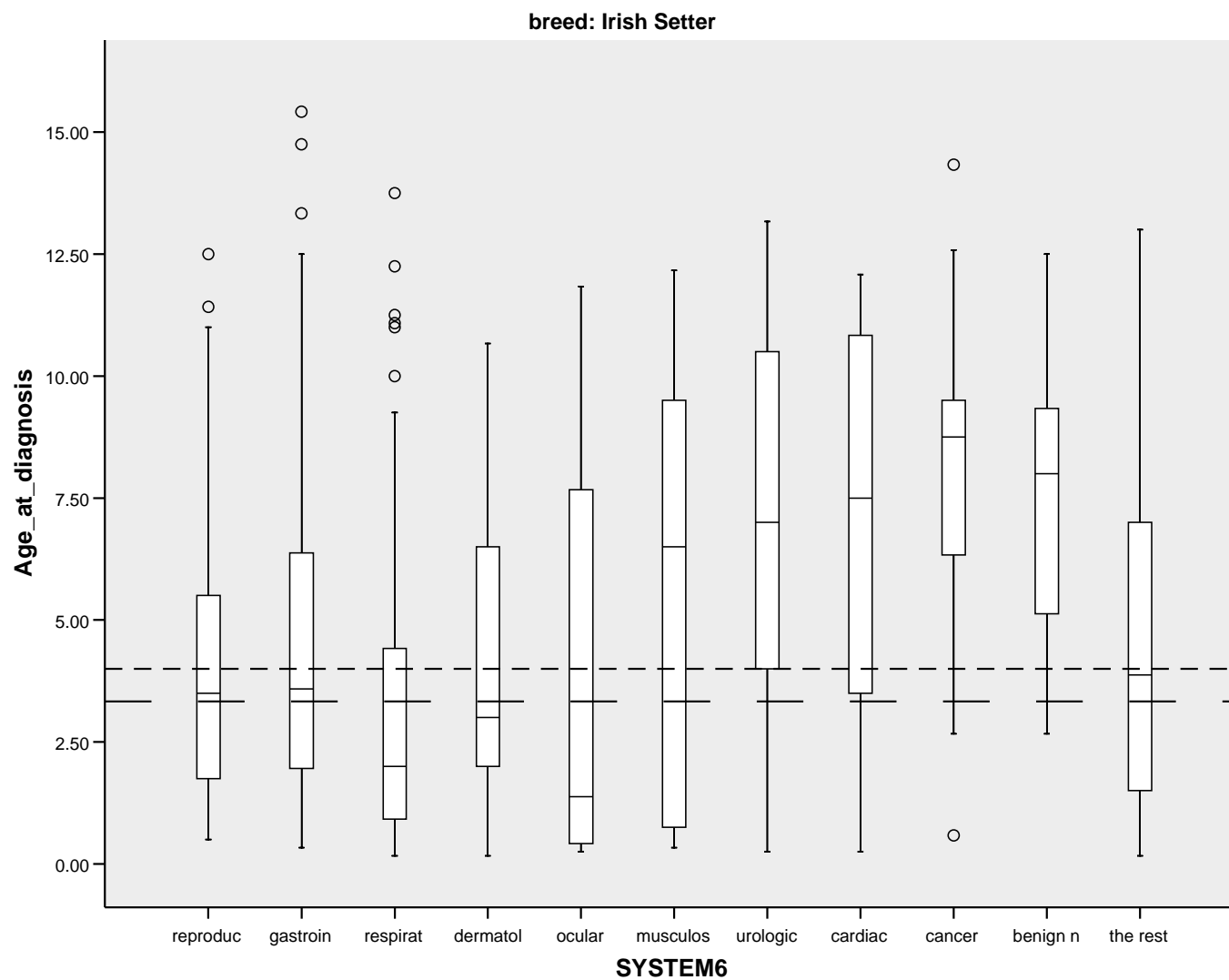


Figure 5. Box and whisker plot of age at diagnosis in years for the most common disease conditions in descending order for Irish Setters (N=292 dogs with 566 conditions with age reported). The dashed line (---) is the overall median age at diagnosis for all dogs in the survey and the dotted line (----) is the overall median age at diagnosis for Irish Setters. The solid line within each grey box represents the median age at diagnosis from the condition.

Table 3. Disease conditions by organ system/category for Irish Setters.

Disease condition	All conditions		Most common specific conditions in descending order
	N	%	
1 Reproductive	90	15.2	False pregnancy; pyometra; dystochia (uterine inertia>physical blockage); infertility
2 Gastrointestinal	85	14.4	Gastric dilatation/volvulus (GDV); colitis; foreign body obstruction; megaesophagus
3 Respiratory	54	9.1	Kennel cough; pneumonia; laryngeal paralysis; bronchitis; coughing
4 Dermatologic	50	8.5	Recurrent pyoderma; dermatitis; fading nose pigment; alopecia; mites (sarcoptes)
5 Ocular	43	7.3	Entropion; cataracts; ectropion; conjunctivitis; persistent papillary membrane (PPM); epiphora; red eye
6 Musculoskeletal	41	6.9	Arthritis (unspecified=shoulders>hindlimb=hips>rest); CHD; panosteitis
7 Urologic	37	6.3	Incontinence (unspecified>after spay); cystitis; cystouroliths (struvite=unspecified); haematuria
8 Cardiac	25	4.2	Heart murmur (unspecified); arrhythmia; dilated cardiomyopathy; CHF
9 Immune mediated	25	4.2	Food allergy; gluten-sensitive enteropathy; AIHA; flea allergy
10 Neurologic	25	4.2	Seizures; deafness; spondylopathy; IVDD (cervical); vestibular disease
11 Cancer	22	3.7	Unspecified (mammary>rest); haemangiopericytoma; sarcoma;
12 Benign neoplasia	21	3.6	Lipoma; unspecified; adenoma
13 Aural	18	3.0	Otitis externa; ear mites; otitis media
14 Endocrine	17	2.9	Hypothyroidism; Cushing's disease; diabetes mellitus
15 Dental	10	1.7	Retained puppy teeth; dental disease; defect other than extra teeth
16 Other	10	1.7	Uncodeable
17 Unknown	8	1.4	Undiagnosed illness
18 Trauma	6	1.0	Forelimb; hindlimb; spine; tail
19 Hepatic	2	0.3	Hepatitis
20 Behaviour	1	0.2	Unspecified
21 Haematopoietic	1	0.2	Bleeding disorder unspecified
Total	591	100.0	