

Report from the Kennel Club/  
British Small Animal Veterinary Association  
Scientific Committee

Summary results of the  
Purebred Dog Health Survey  
for Skye Terriers

Warning: The results of this survey and particularly the breed-specific analyses should be interpreted with caution. The overall response rate was only 24% with breed-specific response rates from 4.5% to 64.7%.

## Skye Terriers

A total of 130 forms were sent out and 28 were returned, representing 78 live dogs. This breed had a 21.5% response rate (28/130) and it represented 0.20% of all returns (28/13,741).

### Mortality data

A total of 37 deaths were reported and this represents 0.23% of all deaths reported in the survey (37/15,881). The median age at death for Skye Terriers was 11 years (min = 1 year and 11 months, max = 15 years and 7 months) and this was lower than the overall median of 11 years and 3 months (Figure 1). Table 1 shows the causes of death for Skye Terriers. Age at death is presented for the most common causes of death (Figure 2).

Table 1. Causes of death by organ system/category for Skye Terriers.

Cause of death	N	%	Most common specific causes in descending order
1 Cancer	10	27.0	Type unspecified (liver, mammary)
2 Cardiac	6	16.2	Heart failure; heart attack; heart defect unspecified
3 Old age	6	16.2	Old age & age combinations
4 Neurologic	3	8.1	IVDD; seizures
5 Urologic	3	8.1	Kidney failure
6 Hepatic	2	5.4	Liver failure; liver disease (unspecified)
7 Other	2	5.4	Uncodeable
8 Behaviour	1	2.7	Aggression
9 Cerebral vascular	1	2.7	Stroke or cerebral vascular accident
10 Gastrointestinal	1	2.7	Foreign body obstruction
11 Musculoskeletal	1	2.7	Arthritis
12 Respiratory	1	2.7	Pneumonia
Total	37	100.0	

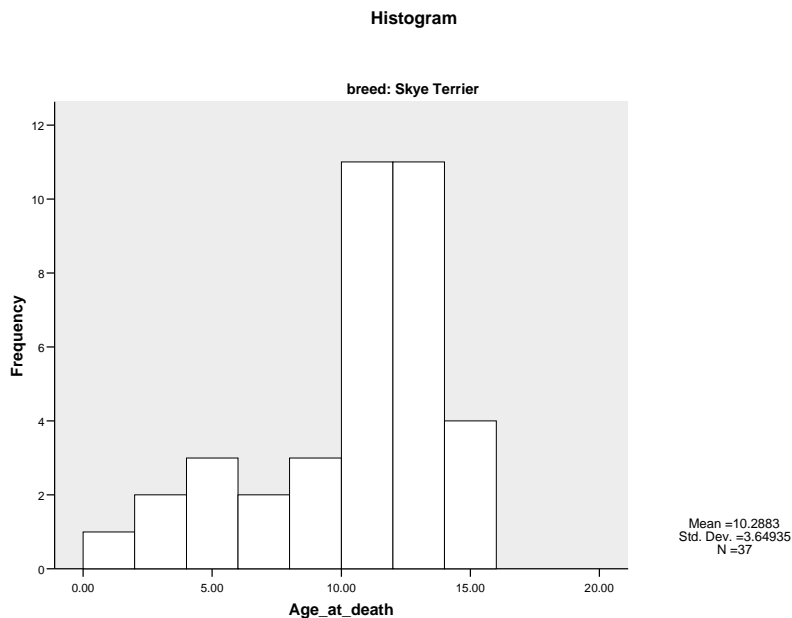


Figure 1. Histogram showing the frequency (as number of dogs) of age at death (in years) for the 37 Skye Terrier deaths with age at death reported.

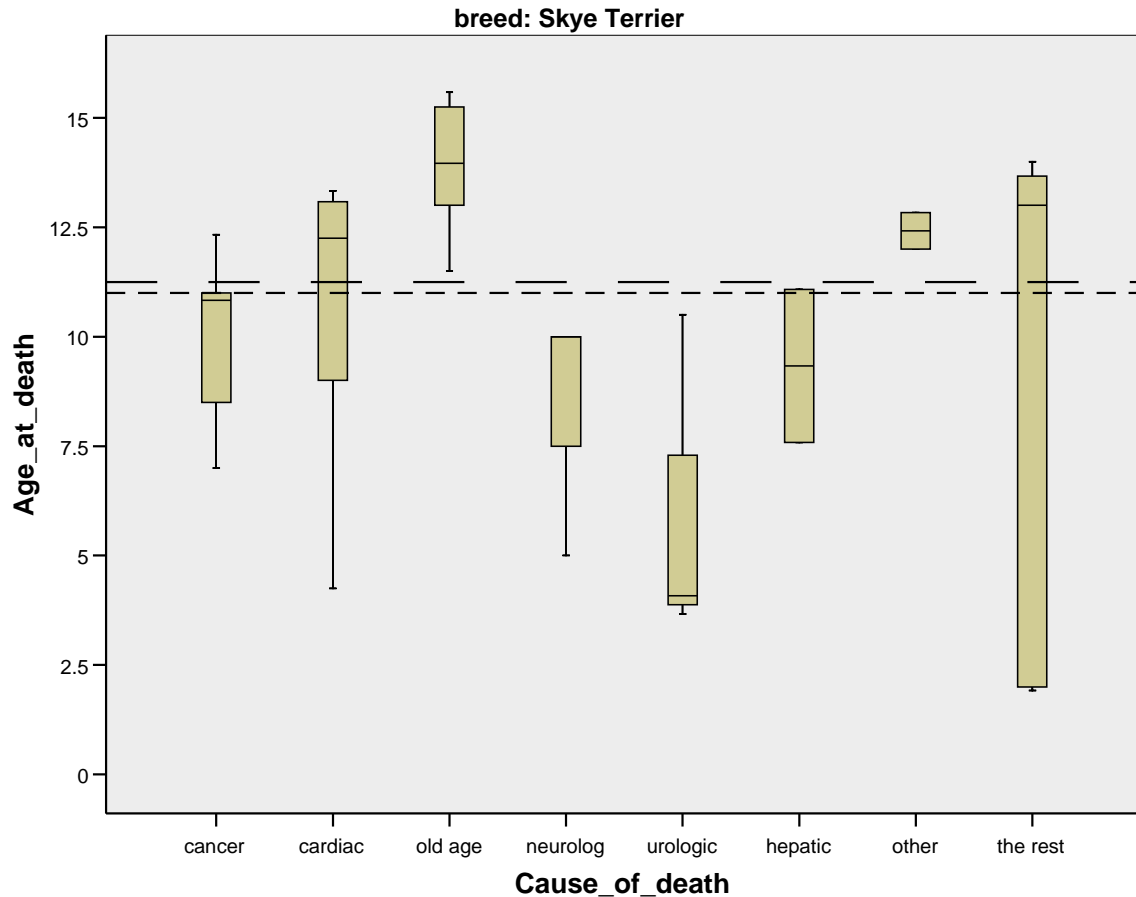


Figure 2. Box and whisker plot of age at death in years for the most common causes of death in Skye Terriers (N=37). The dashed line (---) is the overall median age at death for all dogs in the survey and the dotted line (----) is the overall median age of death for Skye Terriers. The solid line within each grey box represents the median age at death from the condition.

### Morbidity data

The median current age of the 78 live dogs with a reported age was 6 years and 2 months (min=7 months, max=13 years and 8 months, Figure 3). Health information was reported for 78 live dogs of which 49 (63%) were healthy and 29 (37%) had at least one reported health condition, resulting in a total of 39 reported conditions with a median of 1 condition/dog (min=1, max=3).

The median current age of all healthy dogs with a reported age (N=49) was 5 years and 7 months (min=7 months, max=13 years and 8 months). The distribution of gender and neuter status is shown in Table 2.

The median current age of all dogs with one or more disease conditions and a reported age (N=27) was 6 years and 11 months (min=9 months, max=11 years and 9 months). The median age at diagnosis for all disease occurrences with a reported age at diagnosis (N=36) was 3 years and 3 months (min= 4 months, max= 11 years and 7 months, Figure 4). Table 3 shows the disease conditions for Skye Terriers. Age at diagnosis is presented for the most common disease conditions (Figure 5).

Table 2. Distribution of gender and neuter status for 78 Skye Terriers with reported gender and neuter status.

Gender	Neuter status		Totals
	Intact	Neutered	
Female	32	16	48 (62%)
Male	24	6	30 (38%)
Totals	56 (72%)	22 (28%)	78 (100%)

There was no association between gender and neuter status (P=0.2030).

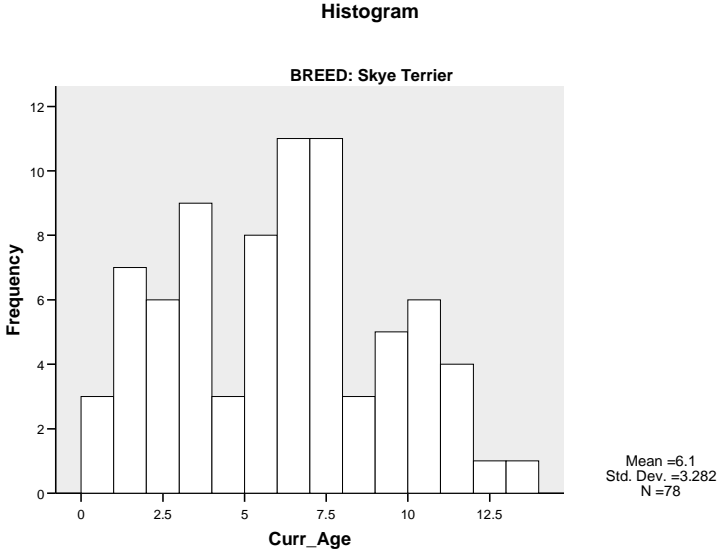


Figure 3. Histogram showing frequency of current age in years for the 78 live Skye Terriers with age reported.

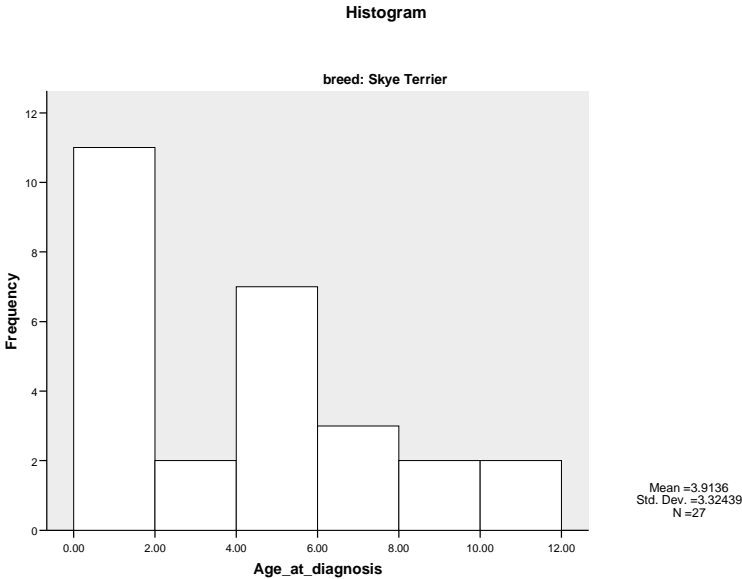


Figure 4. Histogram showing frequency of age at diagnosis for the 27 Skye Terriers with one or more disease conditions, using the youngest age at which a disease condition was first reported for those dogs with more than one disease condition or episode.

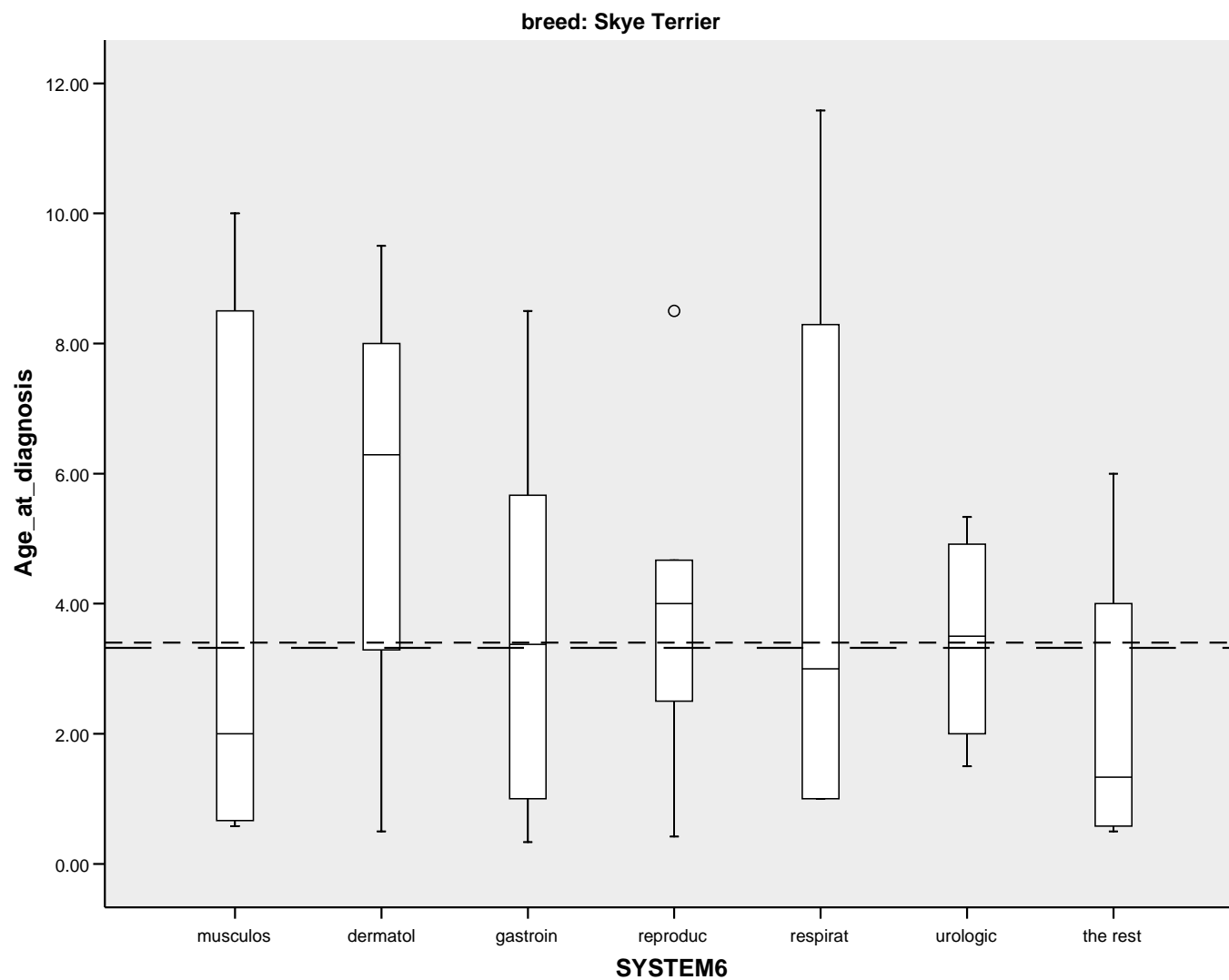


Figure 5. Box and whisker plot of age at diagnosis in years for the most common disease conditions in descending order for Skye Terriers (N=27 dogs with 36 conditions with age reported). The dashed line (---) is the overall median age at diagnosis for all dogs in the survey and the dotted line (----) is the overall median age at diagnosis for Skye Terriers. The solid line within each grey box represents the median age at diagnosis from the condition.

Table 3. Disease conditions by organ system/category for Skye Terriers.

Disease condition	All conditions		Most common specific conditions in descending order
	N	%	
1 Musculoskeletal	9	23.1	Arthritis; bone malformation (unspecified); patellar luxation
2 Dermatologic	6	15.4	Pyotraumatic dermatitis; dermatitis
3 Gastrointestinal	6	15.4	Foreign body obstruction; campylobacter; colitis; regurgitation; vomiting & diarrhoea
4 Reproductive	5	12.8	Pyometra; cryptorchid; uterine inertia; infertility
5 Respiratory	4	10.3	Kennel cough; coughing
6 Urologic	4	10.3	Cystitis; cystouroliths (unspecified)
7 Behaviour	1	2.6	Unspecified
8 Benign neoplasia	1	2.6	Lipoma
9 Cardiac	1	2.6	Arrhythmia
10 Immune mediated	1	2.6	Flea allergy
11 Trauma	1	2.6	Unspecified
Total	39	100.0	