

Report from the Kennel Club/  
British Small Animal Veterinary Association  
Scientific Committee

Summary results of the  
Purebred Dog Health Survey  
for Sealyham Terriers

Warning: The results of this survey and particularly the breed-specific analyses should be interpreted with caution. The overall response rate was only 24% with breed-specific response rates from 4.5% to 64.7%.

## Sealyham Terriers

A total of 100 forms were sent out and 21 were returned, representing 47 live dogs. This breed had a 21.0% response rate (21/100) and it represented 0.15% of all returns (21/13,741).

### Mortality data

A total of 12 deaths were reported and this represents 0.08% of all deaths reported in the survey (12/15,881). The median age at death for Sealyham Terriers was 12 years and 3 months (min = 2 years and 2 months, max = 14 years and 11 months) and this was higher than the overall median of 11 years and 3 months (Figure 1). Table 1 shows the causes of death for Sealyham Terriers. Age at death is presented for the most common causes of death (Figure 2).

Table 1. Causes of death by organ system/category for Sealyham Terriers.

Cause of death	N	%	Most common specific causes in descending order
1 Behaviour	2	16.7	Aggression
2 Neurologic	2	16.7	IVDD; unspecified spinal disease
3 Old age	2	16.7	Old age
4 Cancer	1	8.3	Type unspecified (jaw)
5 Cardiac	1	8.3	Heart failure
6 Combinations	1	8.3	
7 Gastrointestinal	1	8.3	Foreign body obstruction
8 Hepatic	1	8.3	Liver failure
9 Poisoning	1	8.3	
Total	12	100.0	

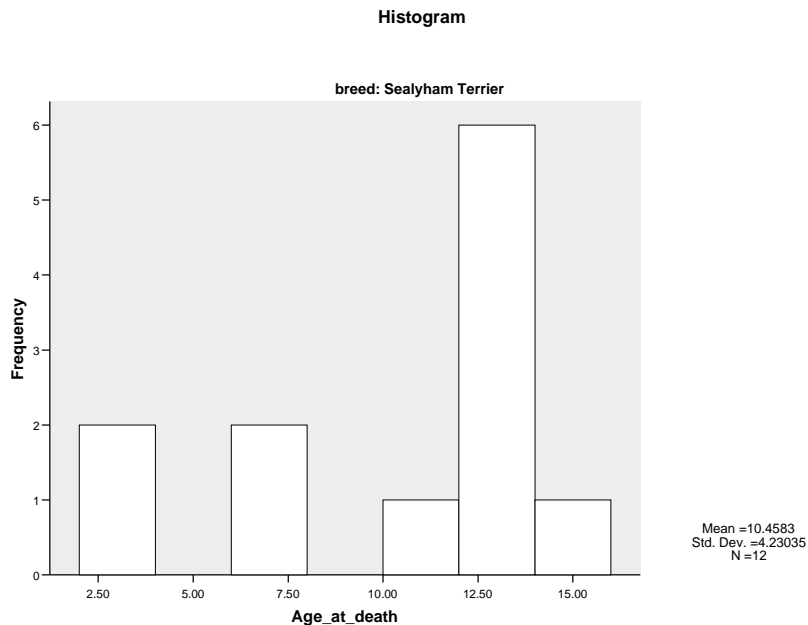


Figure 1. Histogram showing the frequency (as number of dogs) of age at death (in years) for the 12 Sealyham Terrier deaths with age at death reported.

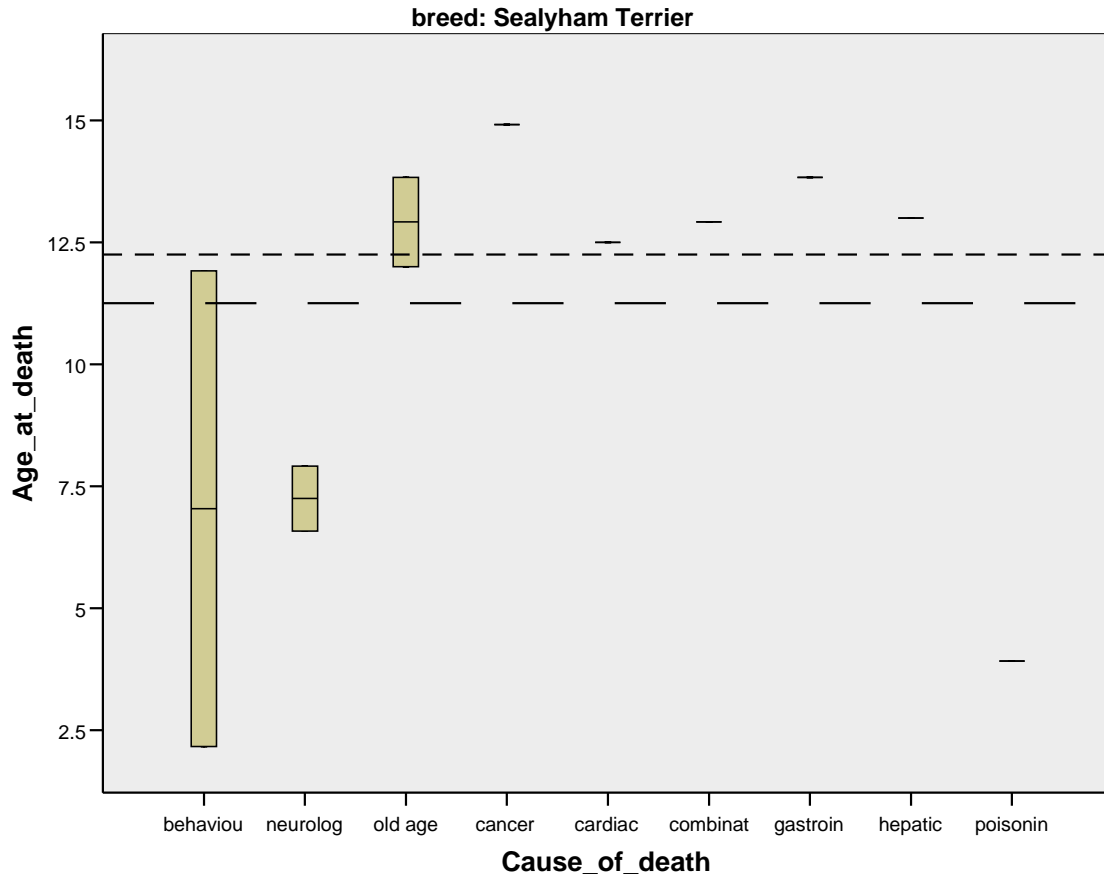


Figure 2. Box and whisker plot of age at death in years for the most common causes of death in Sealyham Terriers (N=12). The dashed line (---) is the overall median age at death for all dogs in the survey and the dotted line (----) is the overall median age of death for Sealyham Terriers. The solid line within each grey box represents the median age at death from the condition.

### Morbidity data

The median current age of the 47 live dogs with a reported age was 4 years and 10 months (min=4 months, max=12 years and 3 months, Figure 3). Health information was reported for 47 live dogs of which 25 (53%) were healthy and 22 (47%) had at least one reported health condition, resulting in a total of 29 reported conditions with a median of 1 condition/dog (min=1, max=3).

The median current age of all healthy dogs with a reported age (N=25) was 2 years and 3 months (min=4 months, max=12 years and 3 months). The distribution of gender and neuter status is shown in Table 2.

The median current age of all dogs with one or more disease conditions and a reported age (N=22) was 7 years and 9 months (min=1 year and 4 months, max=12 years and 3 months). The median age at diagnosis for all disease occurrences with a reported age at diagnosis (N=29) was 6 years (min= 5 months, max= 11 years and 6 months, Figure 4). Table 3 shows the disease conditions for Sealyham Terriers. Age at diagnosis is presented for the most common disease conditions (Figure 5).

Table 2. Distribution of gender and neuter status for 47 Sealyham Terriers with reported gender and neuter status.

Gender	Neuter status		Totals
	Intact	Neutered	
Female	25	9	34 (72%)
Male	9	4	13 (28%)
Totals	34 (72%)	13 (28%)	47 (100%)

There was no association between gender and neuter status (P=0.7682).

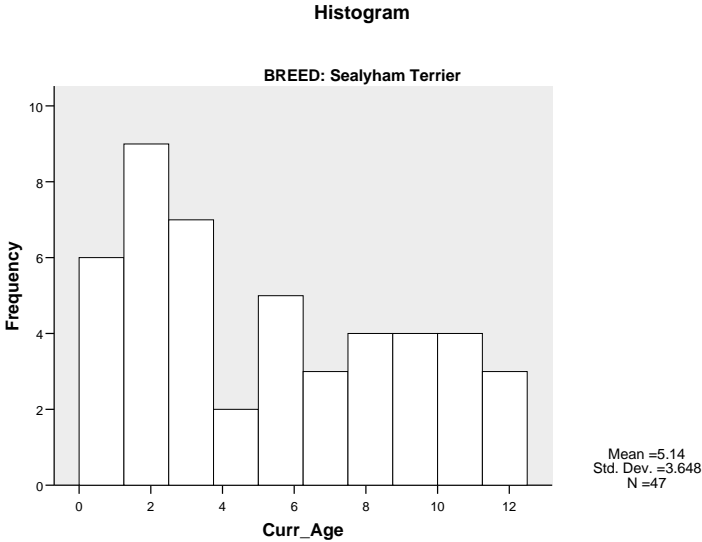


Figure 3. Histogram showing frequency of current age in years for the 47 live Sealyham Terriers with age reported.

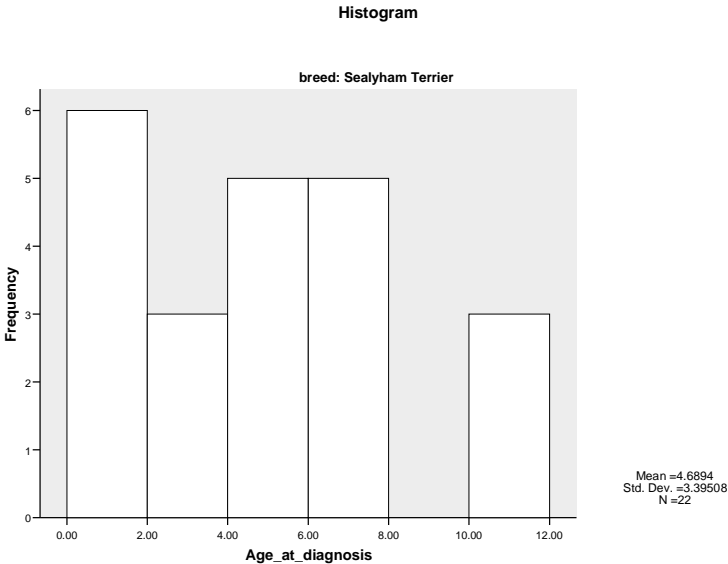


Figure 4. Histogram showing frequency of age at diagnosis for the 22 Sealyham Terriers with one or more disease conditions, using the youngest age at which a disease condition was first reported for those dogs with more than one disease condition or episode.

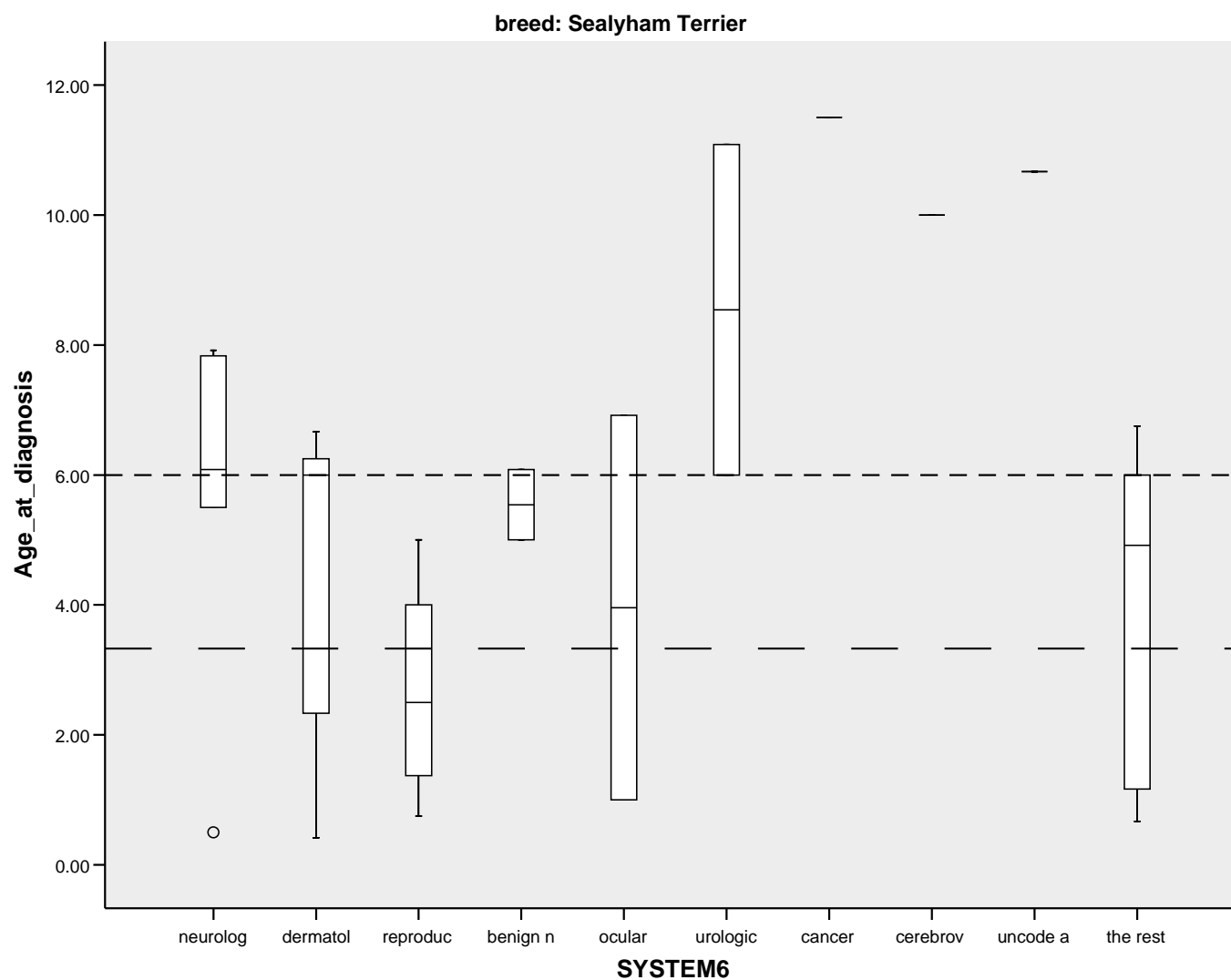


Figure 5. Box and whisker plot of age at diagnosis in years for the most common disease conditions in descending order for Sealyham Terriers (N=22 dogs with 29 conditions with age reported). The dashed line (---) is the overall median age at diagnosis for all dogs in the survey and the dotted line (----) is the overall median age at diagnosis for Sealyham Terriers. The solid line within each grey box represents the median age at diagnosis from the condition.

Table 3. Disease conditions by organ system/category for Sealyham Terriers.

Disease condition	All conditions		Most common specific conditions in descending order
	N	%	
1 Neurologic	6	20.7	IVDD; meningitis; seizures
2 Dermatologic	5	17.2	Mites (demodex); alopecia; pyotraumatic dermatitis; recurrent pyoderma; dermatitis
3 Reproductive	4	13.8	Cryptorchid; infertility; pyometra; dystochia (physical blockage)
4 Immune mediated	3	10.3	Atopy; flea allergy; allergy (unspecified)
5 Benign neoplasia	2	6.9	Lipoma
6 Ocular	2	6.9	Cherry eye; lens luxation
7 Urologic	2	6.9	Cystouroliths (unspecified); incontinence
8 Cancer	1	3.4	Unspecified (mammary)
9 Cerebrovascular	1	3.4	Stroke or cerebral vascular accident
10 Gastrointestinal	1	3.4	Colitis
11 Musculoskeletal	1	3.4	Spondylosis
12 Other	1	3.4	Uncodeable
Total	29	100.0	