

Report from the Kennel Club/
British Small Animal Veterinary Association
Scientific Committee

Summary results of the
Purebred Dog Health Survey
for Toy Poodles

Warning: The results of this survey and particularly the breed-specific analyses should be interpreted with caution. The overall response rate was only 24% with breed-specific response rates from 4.5% to 64.7%.

Toy Poodles

A total of 48 forms were sent out and 11 were returned, representing 56 live dogs. This breed had a 22.9% response rate (11/48) and it represented 0.08% of all returns (11/13,741).

Mortality data

A total of 20 deaths were reported and this represents 0.13% of all deaths reported in the survey (20/15,881). The median age at death for Toy Poodles was 14 years and 8 months (min = 1 year and 9 months, max = 18 years and 11 months) and this was higher than the overall median of 11 years and 3 months (Figure 1). Table 1 shows the causes of death for Toy Poodles. Age at death is presented for the most common causes of death (Figure 2).

Table 1. Causes of death by organ system/category for Toy Poodles.

Cause of death	N	%	Most common specific causes in descending order
1 Old age	5	25.0	Old age & age combinations
2 Urologic	4	20.0	Kidney failure (chronic > acute)
3 Cancer	3	15.0	Lymphoma; unspecified; liver (unspecified)
4 Combinations	3	15.0	
5 Cerebral vascular	2	10.0	Stroke or cerebral vascular accident
6 Cardiac	1	5.0	Heart attack
7 Immune mediated	1	5.0	AIHA & thrombocytopaenia (Evans syndrome)
8 Neurologic	1	5.0	Seizures
Total	20	100.0	

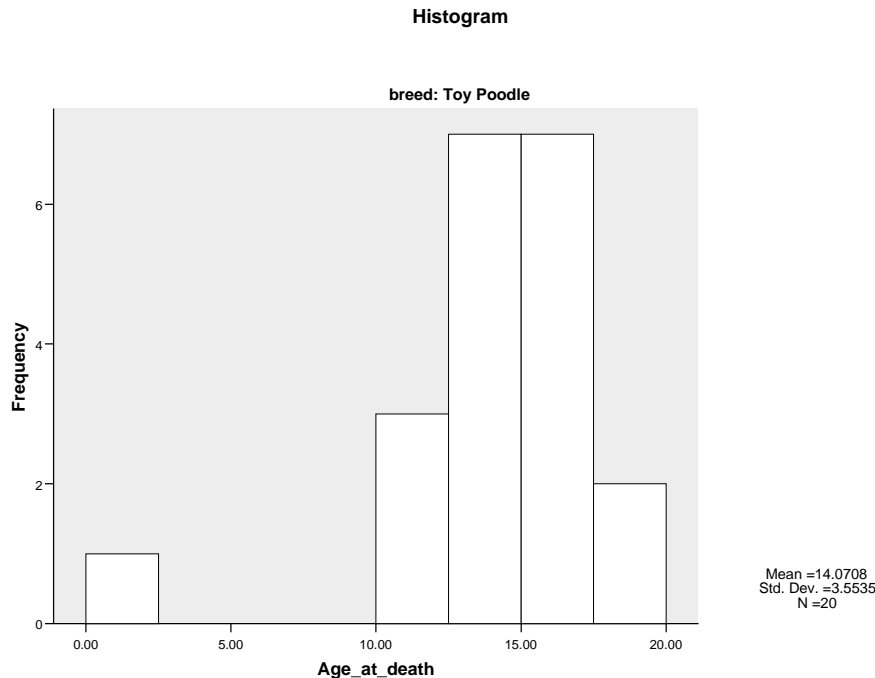


Figure 1. Histogram showing the frequency (as number of dogs) of age at death (in years) for the 20 Toy Poodle deaths with age at death reported.

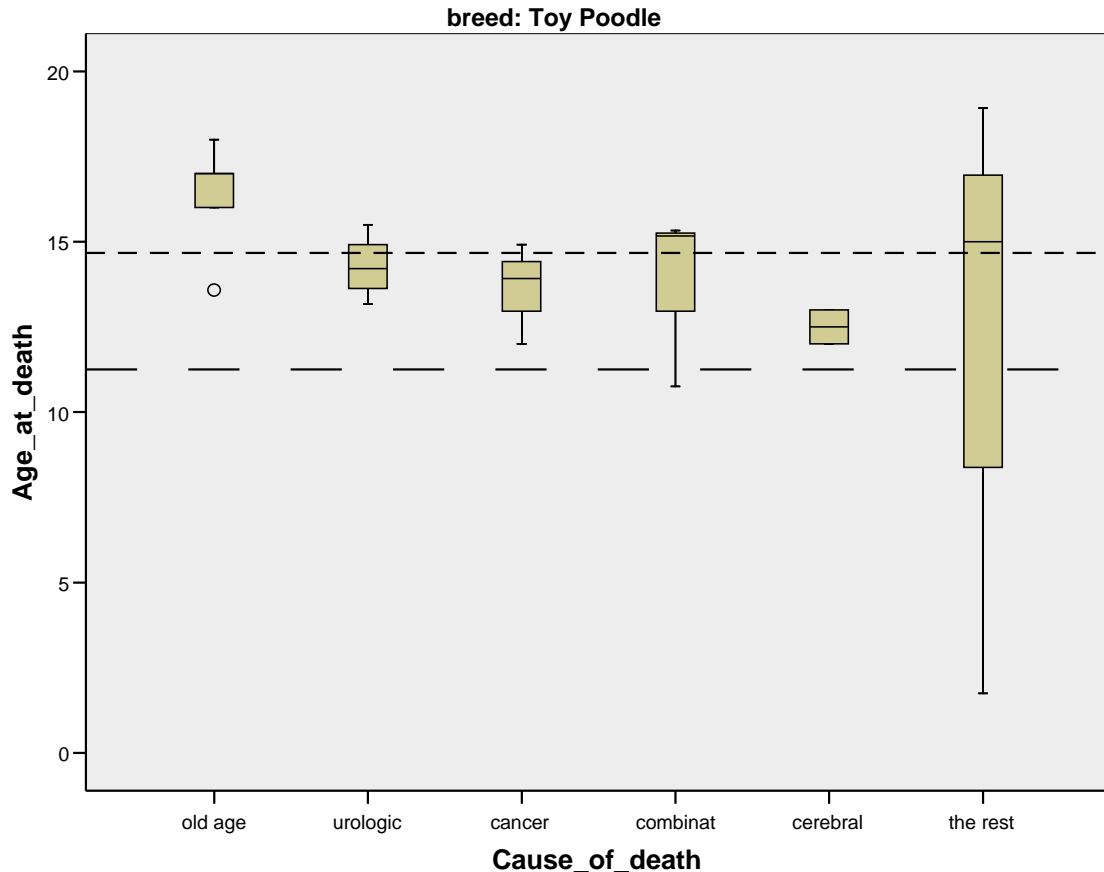


Figure 2. Box and whisker plot of age at death in years for the most common causes of death in Toy Poodles (N=20). The dashed line (---) is the overall median age at death for all dogs in the survey and the dotted line (----) is the overall median age of death for Toy Poodles. The solid line within each grey box represents the median age at death from the condition.

Morbidity data

The median current age of the 56 live dogs with a reported age was 5 years (min=2 months, max=14 years and 1 month, Figure 3). Health information was reported for 56 live dogs of which 42 (75%) were healthy and 14 (25%) had at least one reported health condition, resulting in a total of 21 reported conditions with a median of 1 condition/dog (min=1, max=3).

The median current age of all healthy dogs with a reported age (N=42) was 4 years and 5 months (min=2 months, max=14 years and 1 month). The distribution of gender and neuter status is shown in Table 2.

The median current age of all dogs with one or more disease conditions and a reported age (N=13) was 7 years and 1 month (min=1 year, max=13 years and 6 months). The median age at diagnosis for all disease occurrences with a reported age at diagnosis (N=20) was 2 years (min= 6 months, max= 13 years and 6 months, Figure 4). Table 3 shows the disease conditions for Toy Poodles. Age at diagnosis is presented for the most common disease conditions (Figure 5).

Table 2. Distribution of gender and neuter status for 56 Toy Poodles with reported gender and neuter status.

Gender	Neuter status		Totals
	Intact	Neutered	
Female	28	11	39 (70%)
Male	13	4	17 (30%)
Totals	41 (73%)	15 (27%)	56 (100%)

There was no association between gender and neuter status (P=0.7164).

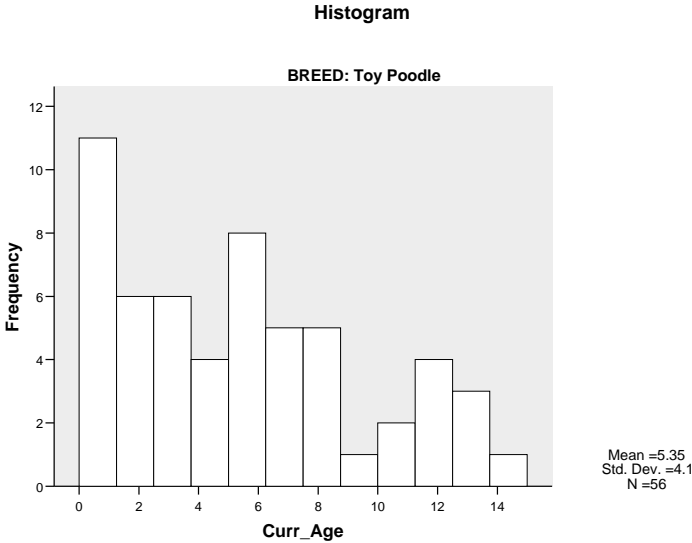


Figure 3. Histogram showing frequency of current age in years for the 56 live Toy Poodles with age reported.

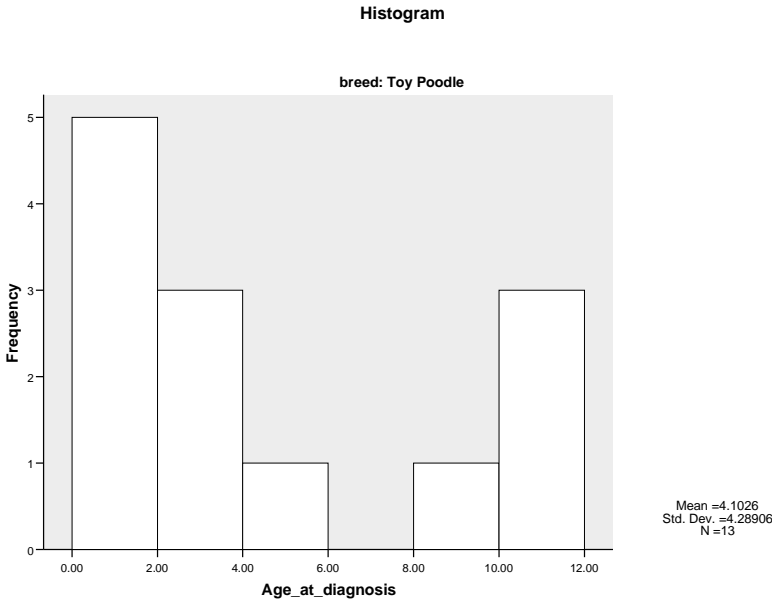


Figure 4. Histogram showing frequency of age at diagnosis for the 13 Toy Poodles with one or more disease conditions, using the youngest age at which a disease condition was first reported for those dogs with more than one disease condition or episode.

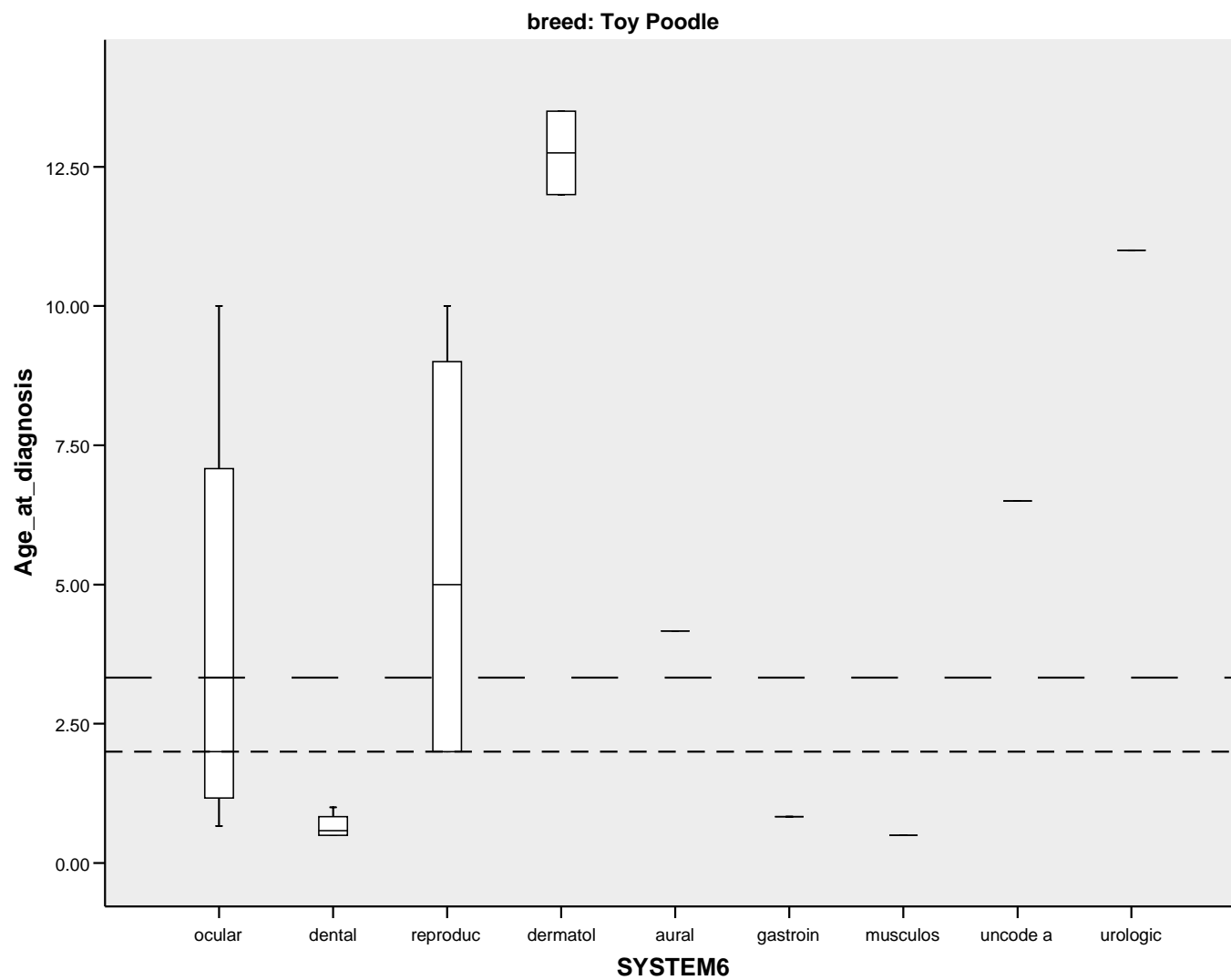


Figure 5. Box and whisker plot of age at diagnosis in years for the most common disease conditions in descending order for Toy Poodles (N=13 dogs with 20 conditions with age reported). The dashed line (---) is the overall median age at diagnosis for all dogs in the survey and the dotted line (----) is the overall median age at diagnosis for Toy Poodles. The solid line within each grey box represents the median age at diagnosis from the condition.

Table 3. Disease conditions by organ system/category for Toy Poodles.

Disease condition	All conditions		Most common specific conditions in descending order
	N	%	
1 Ocular	5	23.8	KCS; cataracts; distichiasis; corneal ulcer
2 Dental	4	19.0	Retained puppy teeth; defect other than extra teeth
3 Reproductive	4	19.0	Eclampsia; false pregnancy; infertility; pyometra
4 Dermatologic	2	9.5	Alopecia
5 Aural	1	4.8	Otitis externa
6 Gastrointestinal	1	4.8	Inappetance
7 Musculoskeletal	1	4.8	Ligament injury (unspecified)
8 Other	1	4.8	Uncodeable
9 Unknown	1	4.8	Undiagnosed illness
10 Urologic	1	4.8	Incontinence
Total	21	100.0	