

Report from the Kennel Club/
British Small Animal Veterinary Association
Scientific Committee

Summary results of the
Purebred Dog Health Survey
for Standard Poodles

Warning: The results of this survey and particularly the breed-specific analyses should be interpreted with caution. The overall response rate was only 24% with breed-specific response rates from 4.5% to 64.7%.

Standard Poodles

A total of 237 forms were sent out and 83 were returned, representing 255 live dogs. This breed had a 35.0 % response rate (83/237) and it represented 0.60% of all returns (83/13,741).

Mortality data

A total of 118 deaths were reported and this represents 0.74 % of all deaths reported in the survey (118/15,881). The median age at death for Standard Poodles was 12 years (min = 1 year and 3 months, max = 18 years) and this was higher than the overall median of 11 years and 3 months (Figure 1). Table 1 shows the causes of death for Standard Poodles. Age at death is presented for the most common causes of death (Figure 2).

Table 1. Causes of death by organ system/category for Standard Poodles.

Cause of death	N	%	Most common specific causes in descending order
1 Cancer	35	29.7	Type unspecified (liver); carcinoma; mast cell tumour
2 Old age	21	17.8	Old age
3 Combinations	7	5.9	
4 Gastrointestinal	7	5.9	Gastric dilatation/volvulus (GDV)
5 Cardiac	6	5.1	Heart failure; dilated cardiomyopathy; cardiomegaly
6 Immune mediated	5	4.2	SLE; haemolytic anaemia; thrombocytopaenia
7 Other	5	4.2	Uncodeable
8 Urologic	5	4.2	Kidney failure
9 Endocrine	4	3.4	Addisons disease
10 Musculoskeletal	4	3.4	Arthritis
11 Perioperative	4	3.4	
12 Behaviour	3	2.5	Aggression
13 Reproductive	3	2.5	Pyometra
14 Cerebral vascular	2	1.7	Stroke or cerebral vascular accident
15 Hepatic	2	1.7	Liver failure (chronic=acute)
16 Unknown	2	1.7	Undiagnosed illness
17 Ocular	1	0.8	Glaucoma
18 Respiratory	1	0.8	Collapsed lung
19 Senility	1	0.8	
Total	118	100.0	

SLE=systemic lupus erythematosus

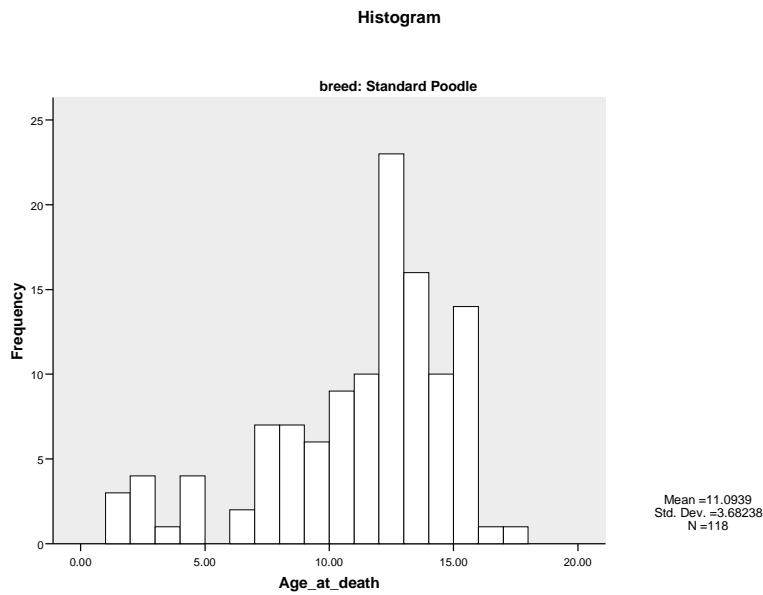


Figure 1. Histogram showing the frequency (as number of dogs) of age at death (in years) for the 118 Standard Poodle deaths with age at death reported.

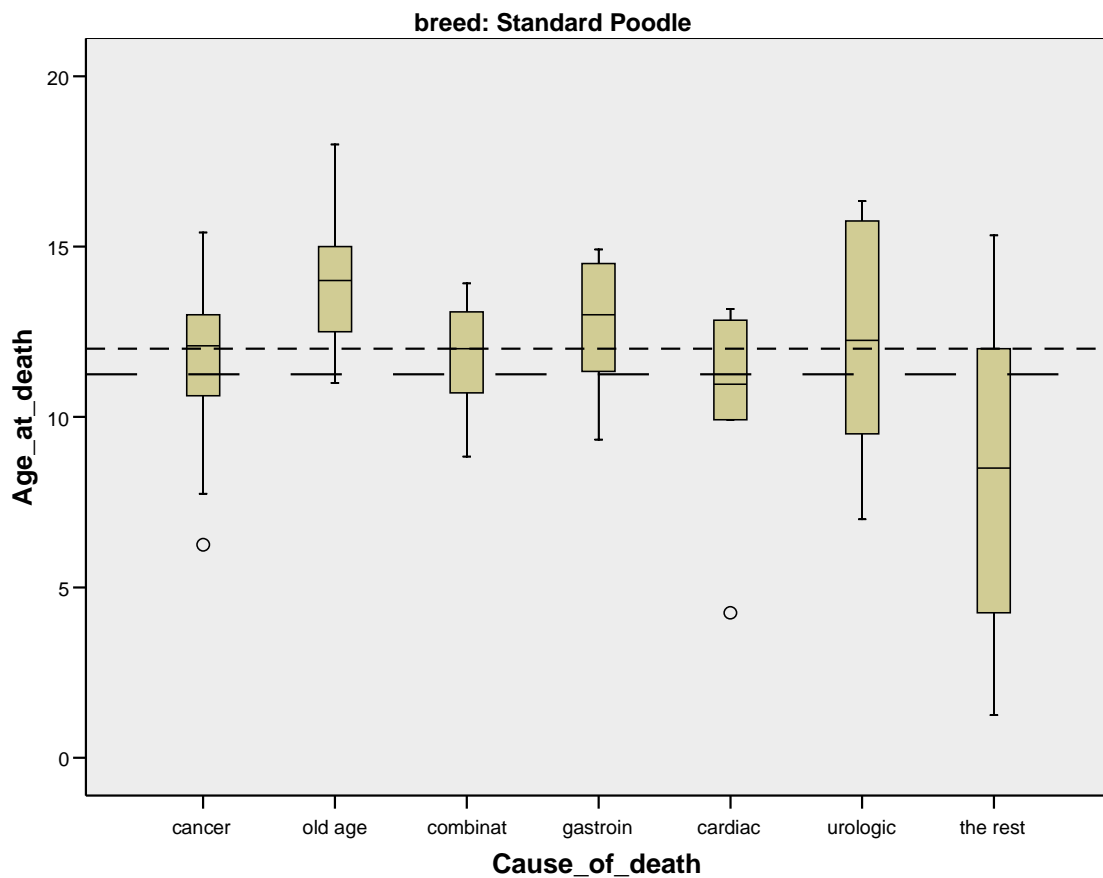


Figure 2. Box and whisker plot of age at death in years for the most common causes of death in Standard Poodles (N=118). The dashed line (---) is the overall median age at death for all dogs in the survey and the dotted line (----) is the overall median age of death for Standard Poodles. The solid line within each grey box represents the median age at death from the condition.

Morbidity data

The median current age of the 255 live dogs with a reported age was 5 years and 5 months (min=2 months, max=15 years, Figure 3). Health information was reported for 255 live dogs of which 170 (67%) were healthy and 85 (33%) had at least one reported health condition, resulting in a total of 148 reported conditions with a median of 1 condition/dog (min=1, max=7).

The median current age of all healthy dogs with a reported age (N=170) was 4 years and 6 months (min=2 months, max=14 years and 8 months). The distribution of gender and neuter status is shown in Table 2.

The median current age of all dogs with one or more disease conditions and a reported age (N=83) was 8 years and 1 month (min=10 months, max=15 years). The median age at diagnosis for all disease occurrences with a reported age at diagnosis (N=143) was 4 years (min= 3 months, max= 13 years and 4 months, Figure 4). Table 3 shows the disease conditions for Standard Poodles. Age at diagnosis is presented for the most common disease conditions (Figure 5).

Table 2. Distribution of gender and neuter status for 254 Standard Poodles with reported gender and neuter status.

Gender	Neuter status		Totals
	Intact	Neutered	
Female	88	80	168 (66%)
Male	51	35	86 (34%)
Totals	139 (55%)	115 (45%)	254 (100%)

There was no association between gender and neuter status (P=0.2943).

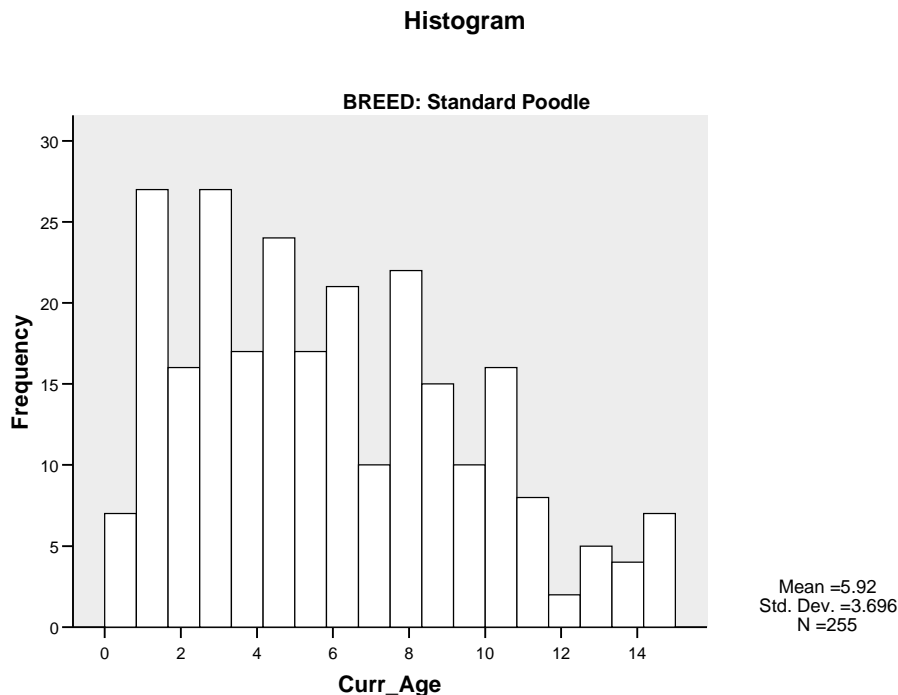


Figure 3. Histogram showing frequency of current age in years for the 255 live Standard Poodles with age reported.

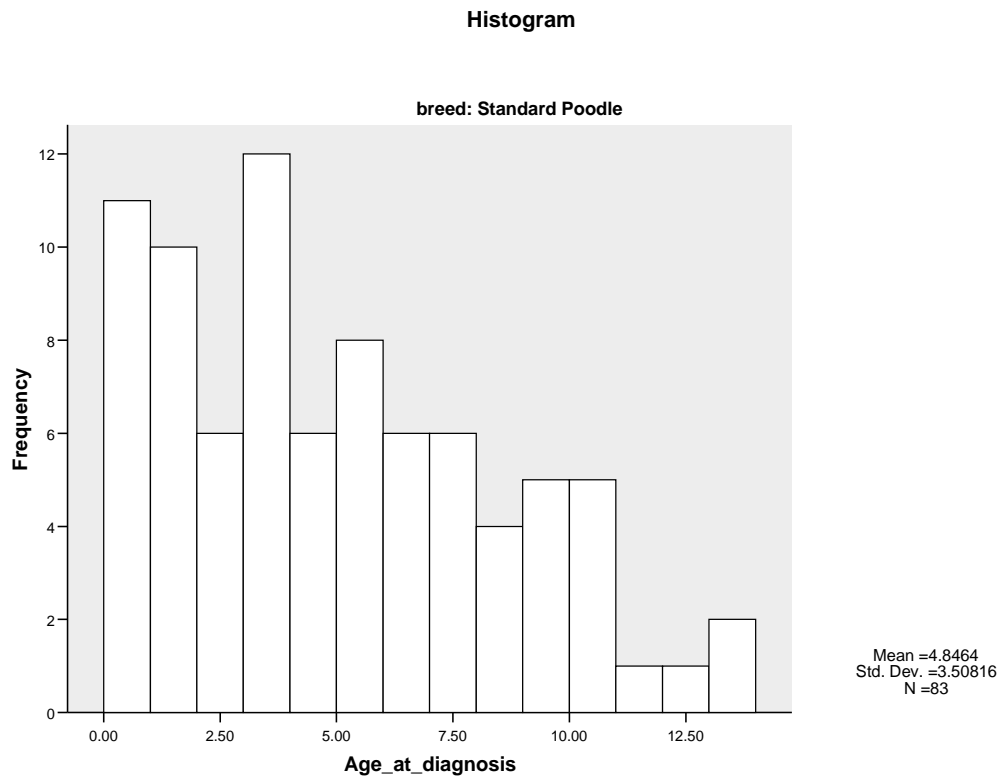


Figure 4. Histogram showing frequency of age at diagnosis for the 83 Standard Poodles with one or more disease conditions, using the youngest age at which a disease condition was first reported for those dogs with more than one disease condition or episode.

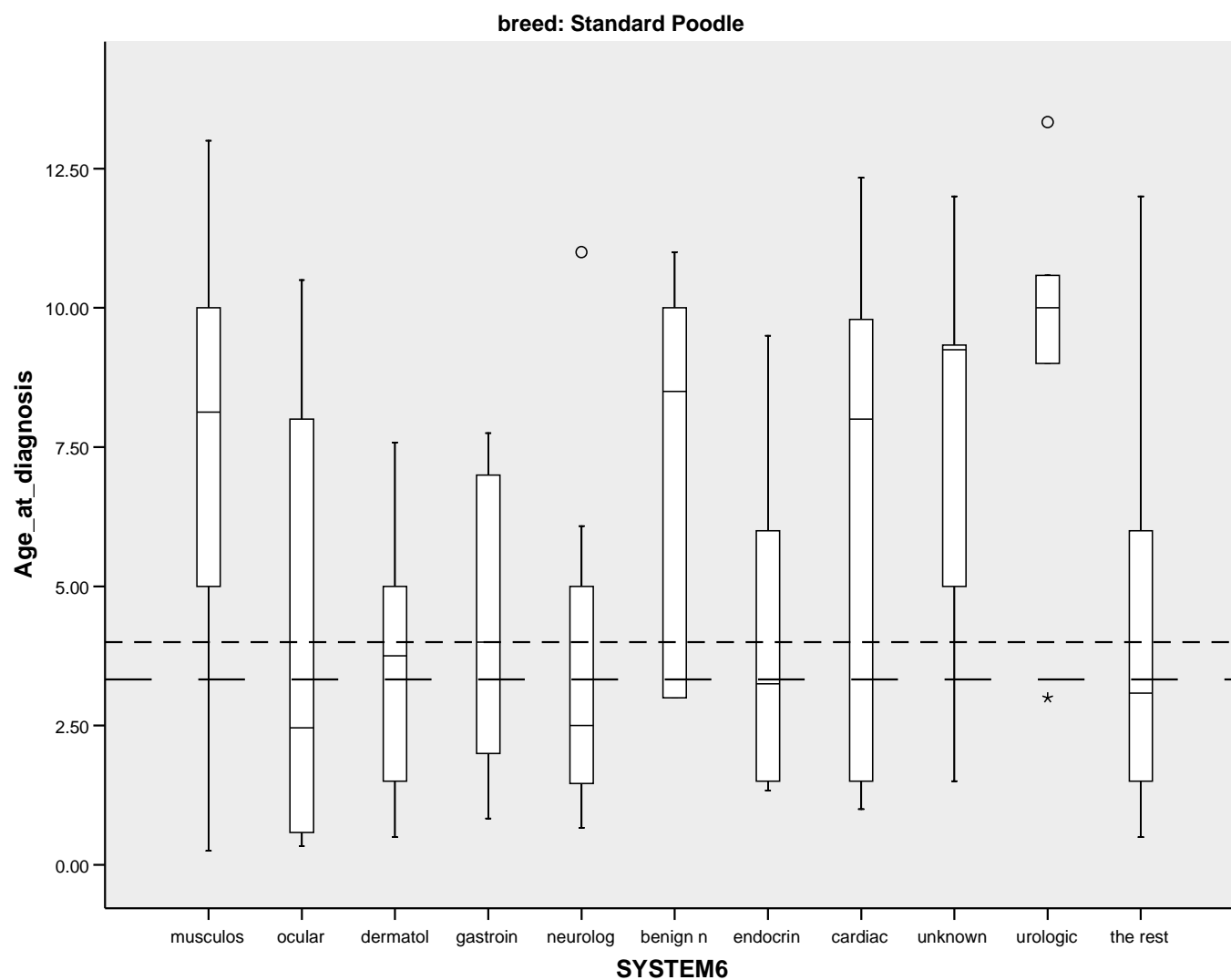


Figure 5. Box and whisker plot of age at diagnosis in years for the most common disease conditions in descending order for Standard Poodles (N=83 dogs with 143 conditions with age reported). The dashed line (---) is the overall median age at diagnosis for all dogs in the survey and the dotted line (----) is the overall median age at diagnosis for Standard Poodles. The solid line within each grey box represents the median age at diagnosis from the condition.

Table 3. Disease conditions by organ system/category for Standard Poodles.

Disease condition	All conditions		Most common specific conditions in descending order
	N	%	
1 Musculoskeletal	18	12.2	Arthritis (hips>hindlimb=spine>rest); spondylosis; stiff joints
2 Ocular	16	10.8	Conjunctivitis; KCS; entropion; blocked tear duct; eye infection; cataracts; corneal ulcer
3 Dermatologic	13	8.8	Dermatitis; fading nose pigment; sebaceous adenitis; sebaceous cysts
4 Gastrointestinal	13	8.8	Gastric dilatation/volvulus; pancreatitis; constipation; diarrhoea; IBD
5 Neurologic	11	7.4	Seizures; deafness; other (unspecified)
6 Reproductive	11	7.4	Pyometra; infertility; dystochia (uterine inertia); cryptorchid; metritis; irregular heats
7 Benign neoplasia	10	6.8	Lipoma; cysts
8 Endocrine	10	6.8	Addison's disease; hypothyroidism; weight gain (unspecified)
9 Aural	8	5.4	Otitis externa
10 Cardiac	7	4.7	Arrhythmia; heart murmur (unspecified>grade 3); cardiomyopathy (unspecified)
11 Unknown	6	4.1	Unknown; undiagnosed spinal problem
12 Urologic	6	4.1	Cystitis; cystouroliths (struvite=unspecified); kidney failure (chronic); incontinence
13 Immune mediated	5	3.4	Food allergy; thrombocytopaenia; vaccine booster reaction; other (unspecified)
14 Cancer	3	2.0	Unspecified; lymphoma (toe)
15 Respiratory	3	2.0	Noisy breathing; unspecified
16 Hepatic	2	1.4	Hepatitis
17 Other	2	1.4	Uncodeable
18 Anal gland	1	0.7	Anal sacculitis
19 Behaviour	1	0.7	Unspecified
20 Dental	1	0.7	Dental disease
21 Haematopoietic	1	0.7	Von Willbrands disease (VWD)
Total	148	100.0	