

Report from the Kennel Club/  
British Small Animal Veterinary Association  
Scientific Committee

Summary results of the  
Purebred Dog Health Survey  
for Norwich Terriers

Warning: The results of this survey and particularly the breed-specific analyses should be interpreted with caution. The overall response rate was only 24% with breed-specific response rates from 4.5% to 64.7%.

## Norwich Terriers

A total of 200 forms were sent out and 71 were returned, representing 182 live dogs. This breed had a 35.5% response rate (71/200) and it represented 0.52% of all returns (71/13,741).

### Mortality data

A total of 56 deaths were reported and this represents 0.35% of all deaths reported in the survey (56/15,881). The median age at death for Norwich Terriers was 13 years and 5 months (min = 1 year and 4 months, max = 16 years and 9 months) and this was higher than the overall median of 11 years and 3 months (Figure 1). Table 1 shows the causes of death for Norwich Terriers. Age at death is presented for the most common causes of death (Figure 2).

Table 1. Causes of death by organ system/category for Norwich Terriers.

Cause of death	N	%	Most common specific causes in descending order
1 Old age	17	30.4	Old age
2 Cancer	12	21.4	Type unspecified (liver, mammary)
3 Cardiac	7	12.5	Heart attack; heart failure
4 Cerebral vascular	4	7.1	Stroke or cerebral vascular accident
5 Neurologic	4	7.1	Seizures
6 Respiratory	3	5.4	Breathing difficulties
7 Urologic	3	5.4	Kidney failure
8 Died	1	1.8	Natural causes
9 Hyperthermia	1	1.8	
10 Other	1	1.8	Uncodeable
11 Perioperative	1	1.8	
12 Reproductive	1	1.8	Blood clot after whelping
13 Trauma	1	1.8	Road traffic accident
Total	56	100.0	

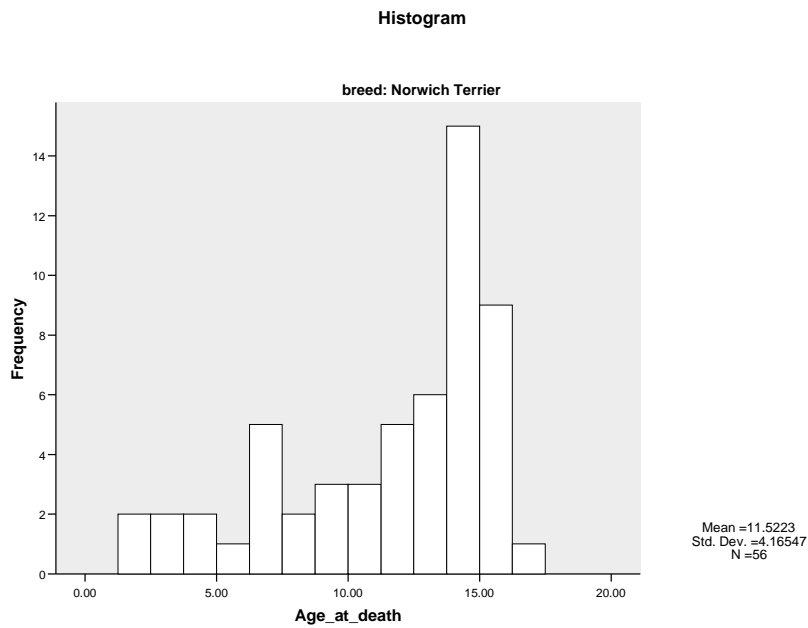


Figure 1. Histogram showing the frequency (as number of dogs) of age at death (in years) for the 56 Norwich Terrier deaths with age at death reported.

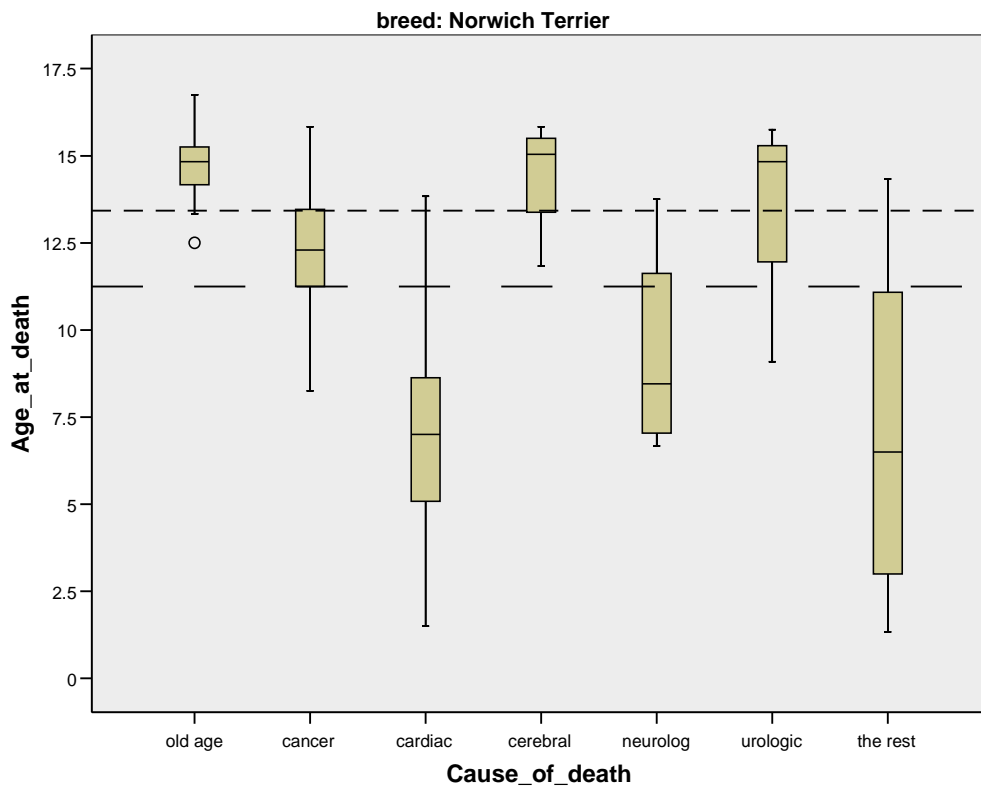


Figure 2. Box and whisker plot of age at death in years for the most common causes of death in Norwich Terriers (N=56). The dashed line (---) is the overall median age at death for all dogs in the survey and the dotted line (----) is the overall median age of death for Norwich Terriers. The solid line within each grey box represents the median age at death from the condition.

### Morbidity data

The median current age of the 182 live dogs with a reported age was 4 years and 6 months (min=3 months, max=16 years and 3 months, Figure 3). Health information was reported for 182 live dogs of which 114 (63%) were healthy and 68 (37%) had at least one reported health condition, resulting in a total of 116 reported conditions with a median of 1 condition/dog (min=1, max=8).

The median current age of all healthy dogs with a reported age (N=114) was 3 years and 3 months (min=3 months, max=14 years and 7 months). The distribution of gender and neuter status is shown in Table 2.

The median current age of all dogs with one or more disease conditions and a reported age (N=66) was 6 years and 8 months (min=6 months, max=16 years and 3 months). The median age at diagnosis for all disease occurrences with a reported age at diagnosis (N=110) was 3 years and 7 months (min= 1 month, max= 13 years, Figure 4). Table 3 shows the disease conditions for Norwich Terriers. Age at diagnosis is presented for the most common disease conditions (Figure 5).

Table 2. Distribution of gender and neuter status for 181 Norwich Terriers with reported gender and neuter status.

Gender	Neuter status		Totals
	Intact	Neutered	
Female	84	32	116 (64%)
Male	51	14	65 (36%)
Totals	135 (75%)	46 (25%)	181 (100%)

There was no association between gender and neuter status (P=0.3700).

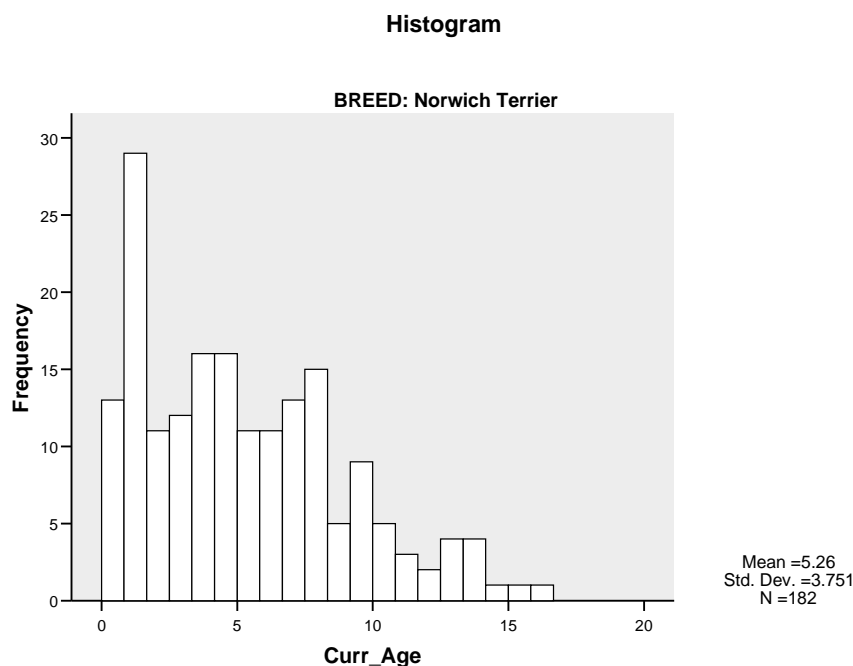


Figure 3. Histogram showing frequency of current age in years for the 182 live Norwich Terriers with age reported.

### Histogram

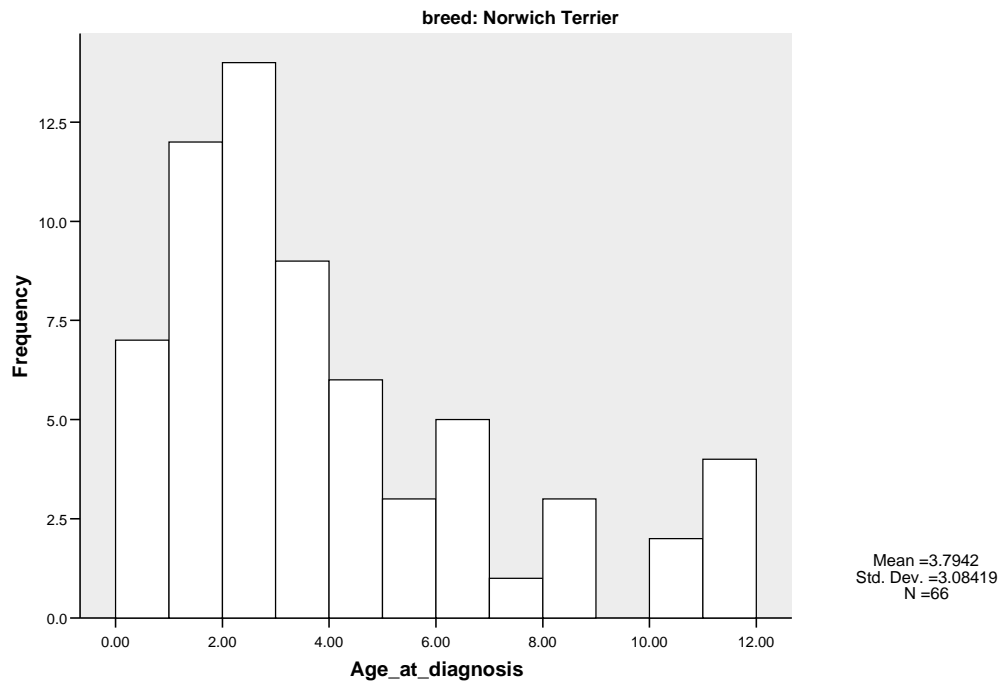


Figure 4. Histogram showing frequency of age at diagnosis for the 66 Norwich Terriers with one or more disease conditions, using the youngest age at which a disease condition was first reported for those dogs with more than one disease condition or episode.

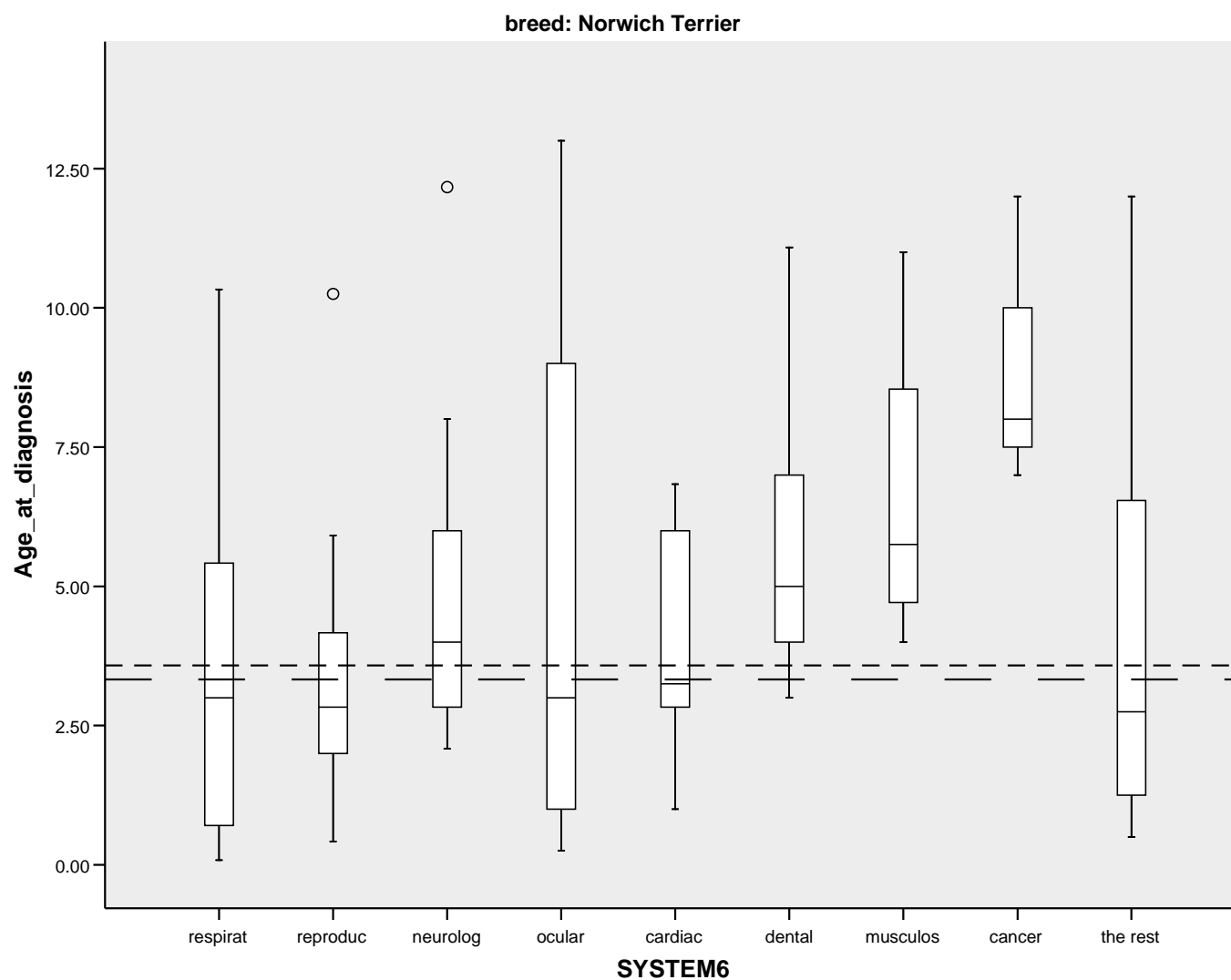


Figure 5. Box and whisker plot of age at diagnosis in years for the most common disease conditions in descending order for Norwich Terriers (N=66 dogs with 110 conditions with age reported). The dashed line (---) is the overall median age at diagnosis for all dogs in the survey and the dotted line (----) is the overall median age at diagnosis for Norwich Terriers. The solid line within each grey box represents the median age at diagnosis from the condition.

Table 3. Disease conditions by organ system/category for Norwich Terriers.

Disease condition	All conditions		Most common specific conditions in descending order
	N	%	
1 Respiratory	24	20.7	Noisy breathing; rhinitis; long soft palate; bronchitis; kennel cough; unspecified
2 Reproductive	20	17.2	Dystochia (physical blockage>uterine inertia); caesarean; cryptorchid; false pregnancy
3 Neurologic	17	14.7	Seizures; Scottie cramp; collapse (unspecified); deafness
4 Ocular	13	11.2	Cataracts; blocked tear duct; epiphora; blindness; cherry eye
5 Cardiac	5	4.3	Heart murmur (unspecified); cardiomegaly; collapse or fainting
6 Dental	5	4.3	Dental disease
7 Musculoskeletal	4	3.4	Patellar luxation; arthritis (unspecified); unspecified
8 Aural	3	2.6	Otitis externa; narrow ear canal
9 Cancer	3	2.6	Type unspecified (skin>mammary)
10 Dermatologic	3	2.6	Dermatitis
11 Immune mediated	3	2.6	Flea allergy; drug reaction; vaccine reaction
12 Unknown	3	2.6	Undiagnosed disease
13 Urologic	3	2.6	Cystitis; cystouroliths (struvite); incontinence (unspecified)
14 Benign neoplasia	2	1.7	Unspecified (skin)
15 Endocrine	2	1.7	Cushings disease; hypothyroidism
16 Gastrointestinal	2	1.7	Colitis; epulis
17 Trauma	2	1.7	Musculoskeletal (hind paw); unspecified
18 Hepatic	1	0.9	Acute liver failure
19 Other	1	0.9	Uncodeable
Total	116	100.0	