

Report from the Kennel Club/  
British Small Animal Veterinary Association  
Scientific Committee

Summary results of the  
Purebred Dog Health Survey  
for the Komondor breed

Warning: The results of this survey and particularly the breed-specific analyses should be interpreted with caution. The overall response rate was only 24% with breed-specific response rates from 4.5% to 64.7%.

## The Komondor breed

A total of 27 forms were sent out and 10 were returned, representing 19 live dogs. This breed had a 37.0% response rate (10/27) and it represented 0.07% of all returns (10/13,741).

### Mortality data

A total of 10 deaths were reported and this represents 0.06% of all deaths reported in the survey (10/15,881). The median age at death for the Komondor breed was 9 years and 2 months (min = 3 years, max = 13 years and 2 months) and this was lower than the overall median of 11 years and 3 months (Figure 1). Table 1 shows the causes of death for the Komondor breed. Age at death is presented for the most common causes of death (Figure 2).

Table 1. Causes of death by organ system/category for the Komondor breed.

Cause of death	N	%	Most common specific causes in descending order
1 Cancer	3	30.0	Type unspecified (liver, kidney, unspecified)
2 Combinations	2	20.0	Multiple organ failure
3 Dermatologic	1	10.0	Chronic ear infections
4 Gastrointestinal	1	10.0	Gastric dilatation/volvulus (GDV)
5 Neurologic	1	10.0	Unspecified spinal disease with paralysis
6 Old age	1	10.0	Old age
7 Sudden death	1	10.0	
Total	10	100.0	

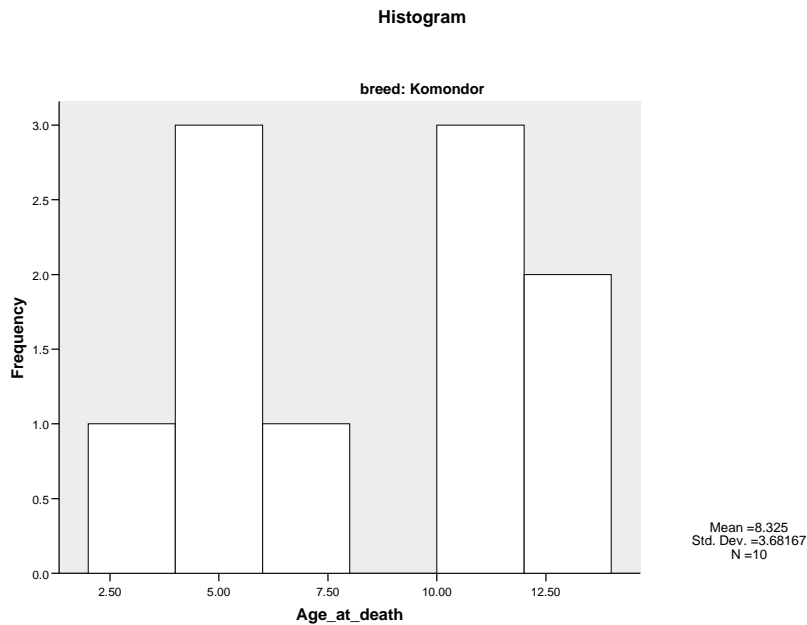


Figure 1. Histogram showing the frequency (as number of dogs) of age at death (in years) for the 10 Komondor deaths with age at death reported.

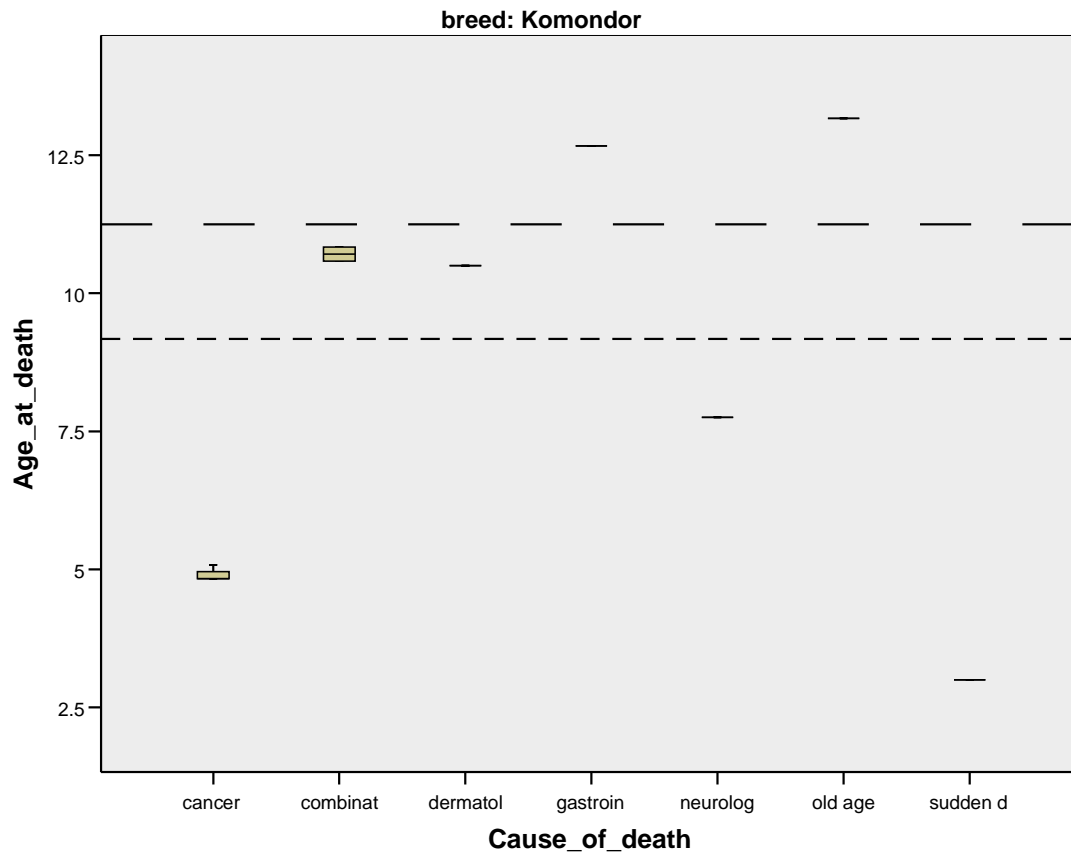


Figure 2. Box and whisker plot of age at death in years for the most common causes of death in the Komondor breed (N=10). The dashed line (---) is the overall median age at death for all dogs in the survey and the dotted line (----) is the overall median age of death for the Komondor breed. The solid line within each grey box represents the median age at death from the condition.

### Morbidity data

The median current age of the 19 live dogs with a reported age was 5 years and 8 months (min=4 months, max=13 years and 11 months, Figure 3). Health information was reported for 19 live dogs of which 9 (47%) were healthy and 10 (53%) had at least one reported health condition, resulting in a total of 17 reported conditions with a median of 1 condition/dog (min=1, max=5).

The median current age of all healthy dogs with a reported age (N=9) was 4 years and 1 month (min=4 months, max=13 years and 11 months). The distribution of gender and neuter status is shown in Table 2.

The median current age of all dogs with one or more disease conditions and a reported age (N=10) was 6 years (min=8 months, max=13 years and 11 months). The median age at diagnosis for all disease occurrences with a reported age at diagnosis (N=16) was 4 years and 1 month (min= 6 months, max= 10 years and 9 months, Figure 4). Table 3 shows the disease conditions for the Komondor breed. Age at diagnosis is presented for the most common disease conditions (Figure 5).

Table 2. Distribution of gender and neuter status for the 19 Komondor breed with reported gender and neuter status.

Gender	Neuter status		Totals
	Intact	Neutered	
Female	9	2	11 (58%)
Male	6	2	8 (42%)
Totals	15 (79%)	4 (21%)	19 (100%)

There was no association between gender and neuter status (P=0.7189).

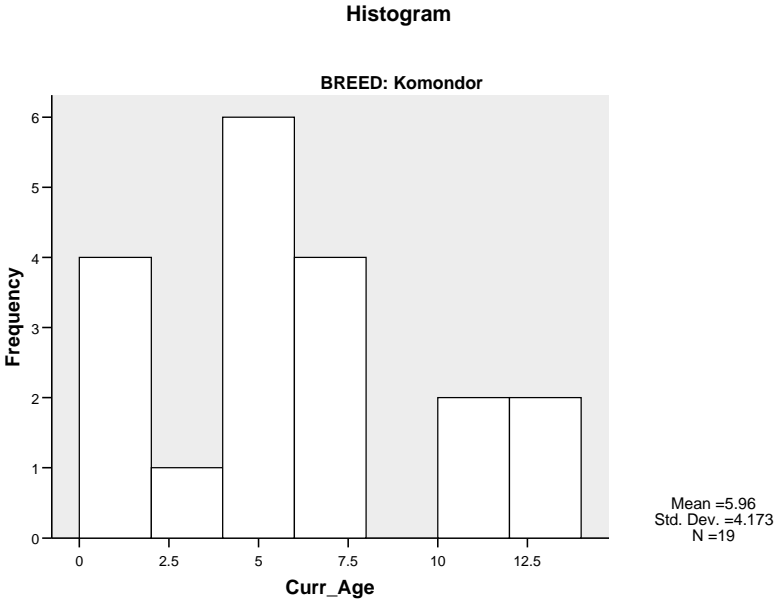


Figure 3. Histogram showing frequency of current age in years for the 19 live Komondor breed with age reported.

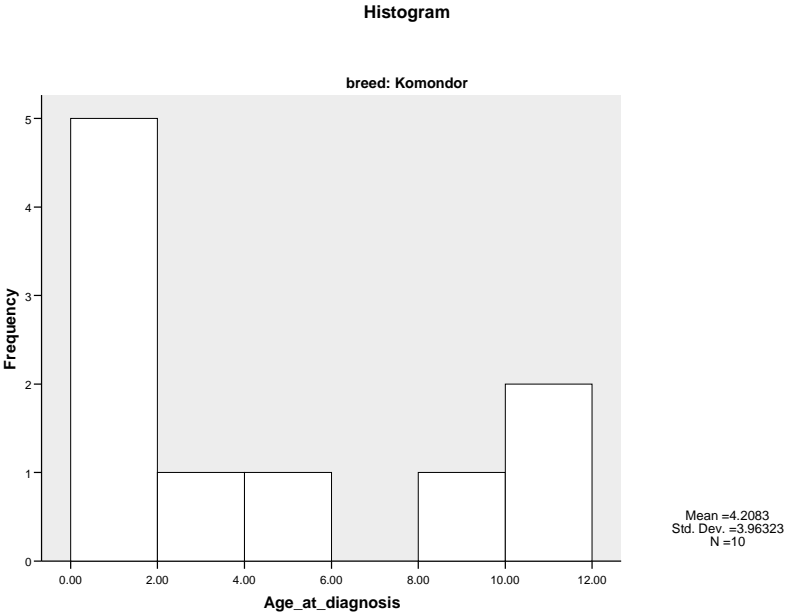


Figure 4. Histogram showing frequency of age at diagnosis for the 10 Komondor breed with one or more disease conditions, using the youngest age at which a disease condition was first reported for those dogs with more than one disease condition or episode.

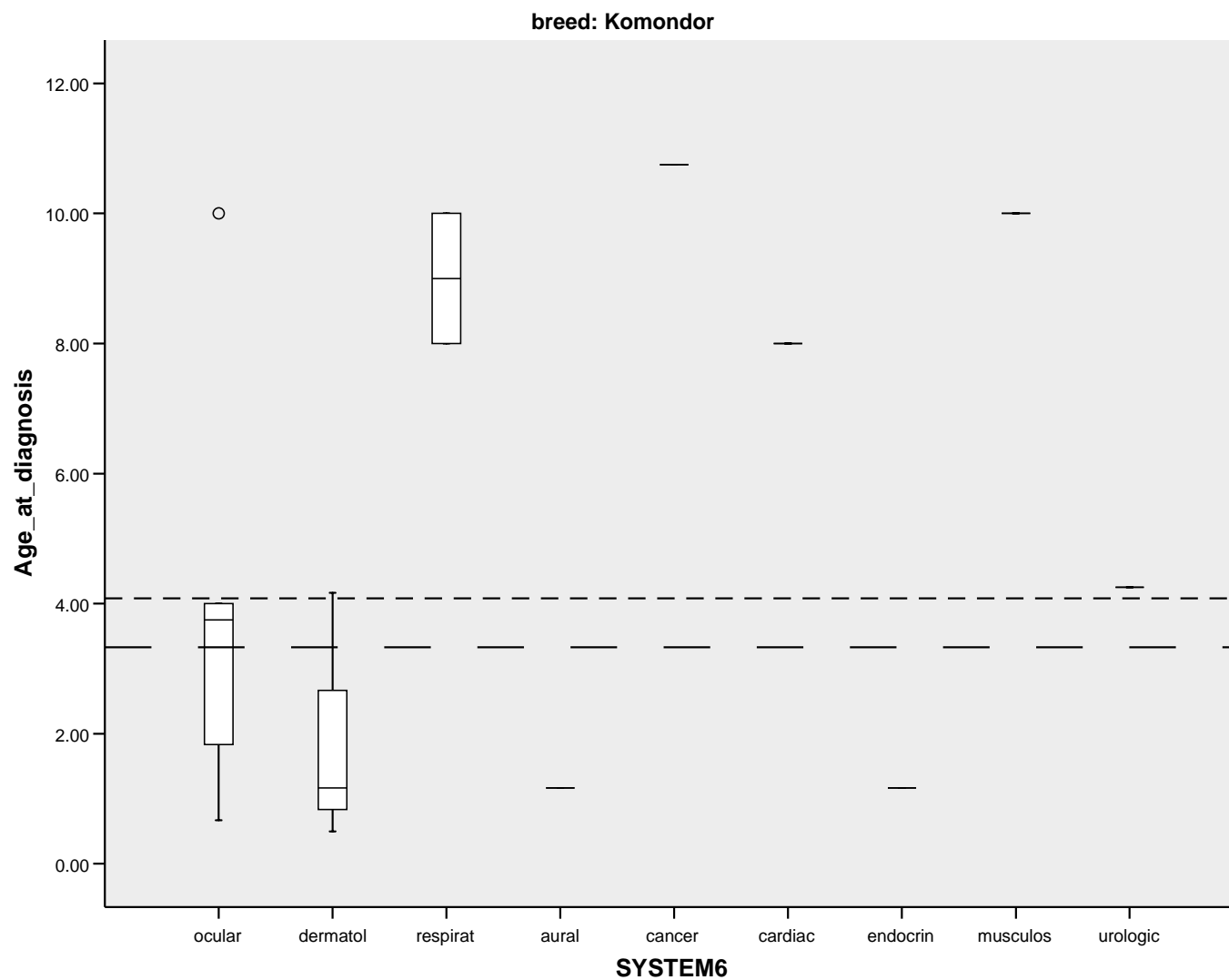


Figure 5. Box and whisker plot of age at diagnosis in years for the most common disease conditions in descending order for the Komondor breed (N=10 dogs with 16 conditions with age reported). The dashed line (---) is the overall median age at diagnosis for all dogs in the survey and the dotted line (----) is the overall median age at diagnosis for the Komondor breed. The solid line within each grey box represents the median age at diagnosis from the condition.

Table 3. Disease conditions by organ system/category for the Komondor breed.

Disease condition	All conditions		Most common specific conditions in descending order
	N	%	
1 Ocular	5	29.4	Entropion; KCS; red eye
2 Dermatologic	3	17.6	Recurrent pyoderma; dermatitis
3 Respiratory	2	11.8	Bronchitis; noisy breathing
4 Aural	1	5.9	Otitis externa
5 Cancer	1	5.9	Type unspecified (mammary)
6 Cardiac	1	5.9	Cardiomegaly
7 Endocrine	1	5.9	Addisons disease
8 Immune mediated	1	5.9	Gluten-sensitive enteropathy
9 Musculoskeletal	1	5.9	Arthritis
10 Urologic	1	5.9	Cystitis
Total	17	100.0	