

Report from the Kennel Club/  
British Small Animal Veterinary Association  
Scientific Committee

Summary results of the  
Purebred Dog Health Survey  
for German Pinschers

Warning: The results of this survey and particularly the breed-specific analyses should be interpreted with caution. The overall response rate was only 24% with breed-specific response rates from 4.5% to 64.7%.

## German Pinschers

A total of 55 forms were sent out and 24 were returned, representing 48 live dogs. This breed had a 43.6% response rate (24/55) and it represented 0.17% of all returns (24/13,741).

### Mortality data

A total of 24 deaths were reported and this represents 0.15% of all deaths reported in the survey (24/15,881). The median age at death for German Pinschers was 11 years and 5 months (min = 5 years and 11 months, max = 17 years and 11 months) and this was higher than the overall median of 11 years and 3 months (Figure 1). Table 1 shows the causes of death for German Pinschers. Age at death is presented for the most common causes of death (Figure 2).

Table 1. Causes of death by organ system/category for German Pinschers.

Cause of death	N	%	Most common specific causes in descending order
1 Cancer	7	29.2	Unspecified; brain tumour; SCC; MCT
2 Old age	5	20.8	Old age & age combinations
3 Cardiac	3	12.5	Heart attack; heart disease unspecified
4 Other	2	8.3	Euthanasia other (unspecified)
5 Behaviour	1	4.2	Aggression
6 Combinations	1	4.2	Liver disease & kidney failure
7 Hepatic	1	4.2	Chronic liver failure
8 Respiratory	1	4.2	Pneumonia
9 Trauma	1	4.2	Unspecified trauma
10 Unknown	1	4.2	
11 Urologic	1	4.2	Chronic kidney failure
Total	24	100.0	

SCC=squamous cell carcinoma; MCT=mast cell tumour

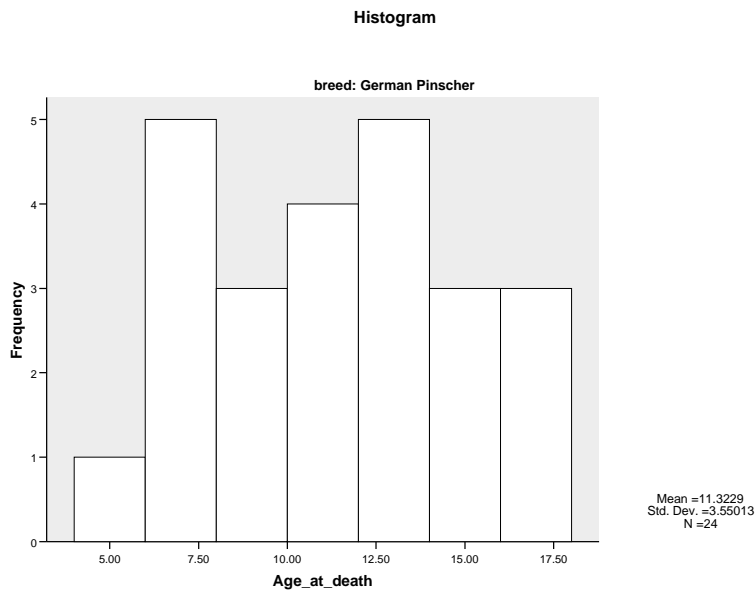


Figure 1. Histogram showing the frequency (as number of dogs) of age at death (in years) for the 24 German Pinscher deaths with age at death reported.

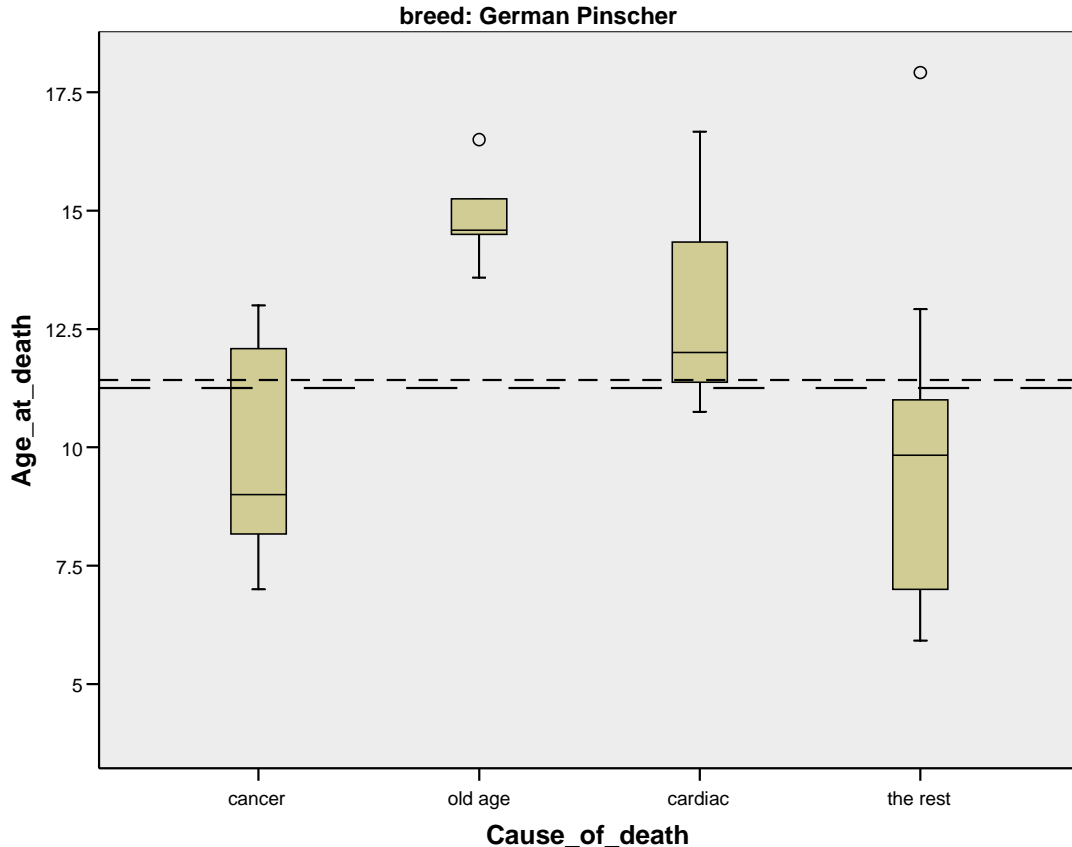


Figure 2. Box and whisker plot of age at death in years for the most common causes of death in German Pinschers (N=24). The dashed line (---) is the overall median age at death for all dogs in the survey and the dotted line (----) is the overall median age of death for German Pinschers. The solid line within each grey box represents the median age at death from the condition.

### Morbidity data

The median current age of the 48 live dogs with a reported age was 4 years and 2 months (min=5 months, max=12 years and 9 months, Figure 3). Health information was reported for 48 live dogs of which 28 (58%) were healthy and 20 (42%) had at least one reported health condition, resulting in a total of 31 reported conditions with a median of 1.5 conditions/dog (min=1, max=3).

The median current age of all healthy dogs with a reported age (N=28) was 3 years and 2 months (min=5 months, max=12 years). The distribution of gender and neuter status is shown in Table 2.

The median current age of all dogs with one or more disease conditions and a reported age (N=20) was 4 years and 8 months (min=6 months, max=12 years and 9 months). The median age at diagnosis for all disease occurrences with a reported age at diagnosis (N=30) was 1 year and 2 months (min= 3 months, max= 12 years, Figure 4). Table 3 shows the disease conditions for German Pinschers. Age at diagnosis is presented for the most common disease conditions (Figure 5).

Table 2. Distribution of gender and neuter status for 48 German Pinschers with reported gender and neuter status.

Gender	Neuter status		Totals
	Intact	Neutered	
Female	26	12	38 (79%)
Male	9	1	10 (21%)
Totals	35 (73%)	13 (27%)	48 (100%)

There was no association between gender and neuter status ( $P=0.1719$ ).

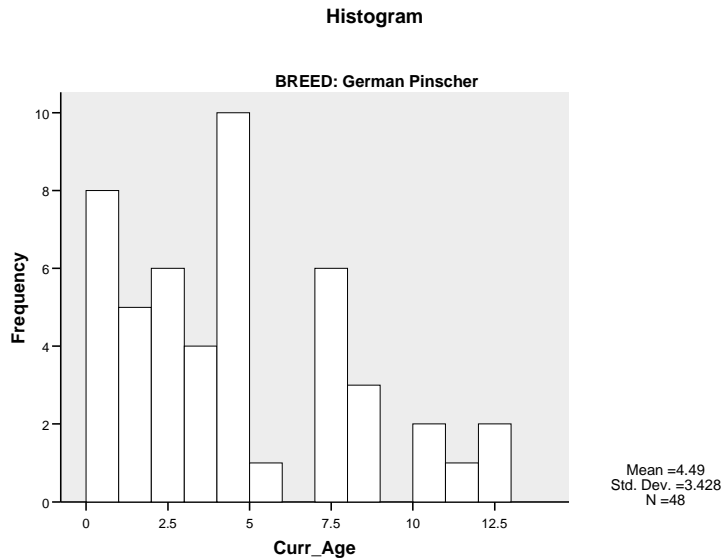


Figure 3. Histogram showing frequency of current age in years for the 48 live German Pinschers with age reported.

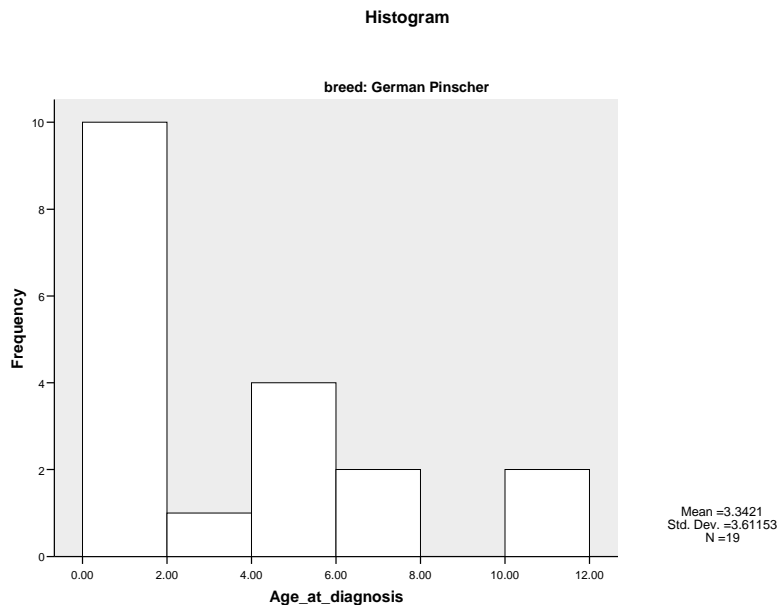


Figure 4. Histogram showing frequency of age at diagnosis for the 19 German Pinschers with one or more disease conditions, using the youngest age at which a disease condition was first reported for those dogs with more than one disease condition or episode.

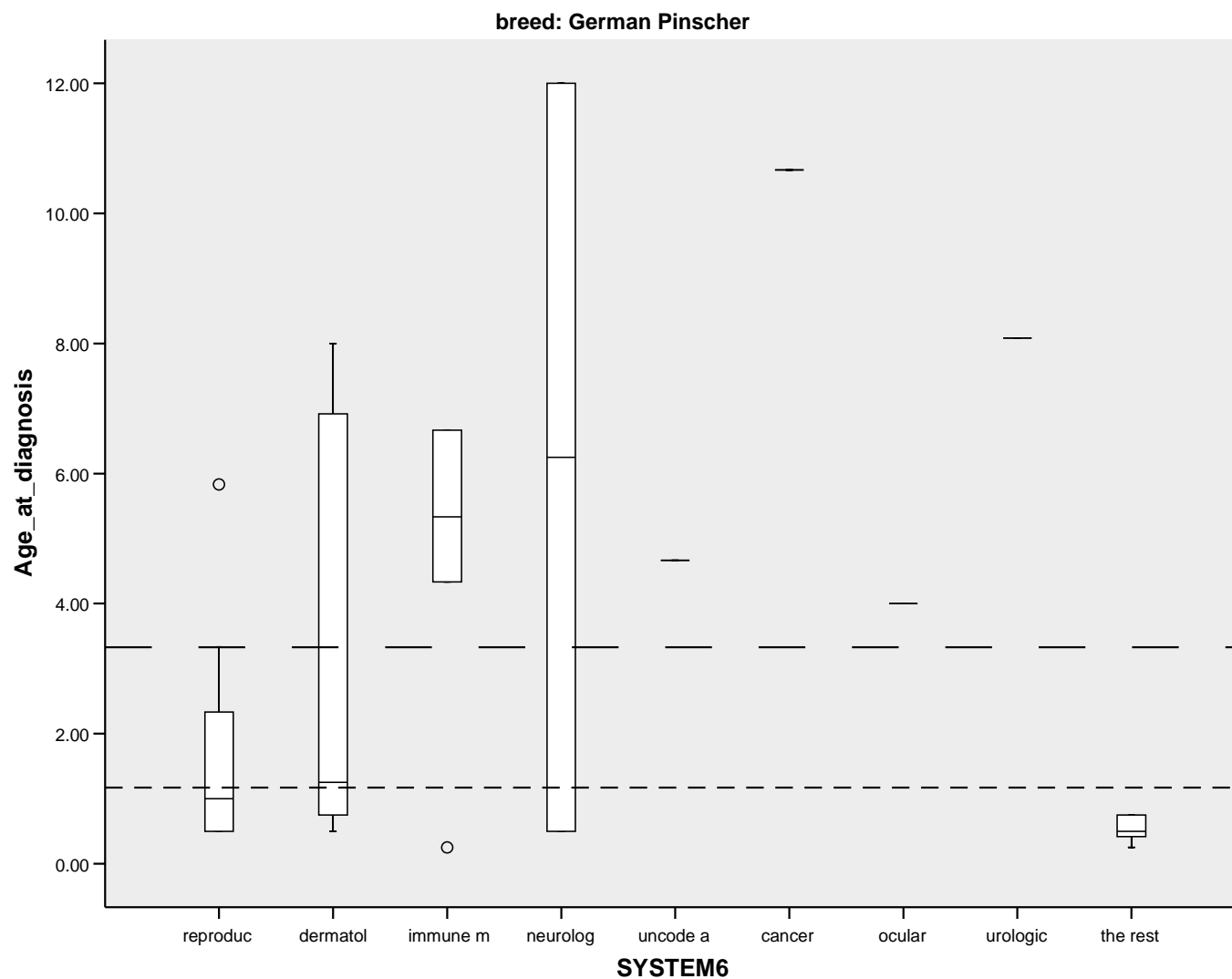


Figure 5. Box and whisker plot of age at diagnosis in years for the most common disease conditions in descending order for German Pinschers (N=20 dogs with 30 conditions with age reported). The dashed line (---) is the overall median age at diagnosis for all dogs in the survey and the dotted line (----) is the overall median age at diagnosis for German Pinschers. The solid line within each grey box represents the median age at diagnosis from the condition.

Table 3. Disease conditions by organ system/category for German Pinschers.

Disease condition	All conditions		Most common specific conditions in descending order
	N	%	
1 Reproductive	7	22.6	False pregnancy; infertility; polycystic ovaries
2 Dermatologic	5	16.1	Dermatitis; loss of nose pigment; unspecified
3 Immune mediated	5	16.1	Flea allergy; immune mediated skin disease unspecified
4 Unknown	3	9.7	Undiagnosed illness
5 Musculoskeletal	2	6.5	Brachygnathism
6 Neurologic	2	6.5	Deafness; seizures
7 Other	2	6.5	Uncodeable
8 Cancer	1	3.2	Type unspecified (mammary)
9 Dental	1	3.2	Retained puppy teeth
10 Gastrointestinal	1	3.2	Colitis
11 Ocular	1	3.2	Epiphora
12 Urologic	1	3.2	Incontinence
Total	31	100.0	