

Report from the Kennel Club/
British Small Animal Veterinary Association
Scientific Committee

Summary results of the
Purebred Dog Health Survey for
the Dogue de Bordeaux breed

Warning: The results of this survey and particularly the breed-specific analyses should be interpreted with caution. The overall response rate was only 24% with breed-specific response rates from 4.5% to 64.7%.

The Dogue de Bordeaux breed

A total of 249 forms were sent out and 41 were returned, representing 71 live dogs. This breed had a 16.5% response rate (41/249) and it represented 0.30% of all returns (41/13,741).

Mortality data

A total of 5 deaths were reported and this represents 0.03% of all deaths reported in the survey (5/15,881). The median age at death for the Dogue de Bordeaux breed was 3 years and 10 months (min = 8 months, max = 16 years) and this was lower than the overall median of 11 years and 3 months (Figure 1). Table 1 shows the causes of death for the Dogue de Bordeaux breed. Age at death is presented for the most common causes of death (Figure 2).

Table 1. Causes of death by organ system/category for the Dogue de Bordeaux breed.

Cause of death	No. of deaths	% of deaths	Most common specific causes in descending order
1 Cancer	1	20.0	Lymphoma
2 Cardiac	1	20.0	Cardiomegaly
3 Hepatic	1	20.0	Chronic liver failure
4 Musculoskeletal	1	20.0	Osteochondrosis dissecans (OCD); hip dysplasia
5 Other	1	20.0	Uncodeable
Total	5	100.0	

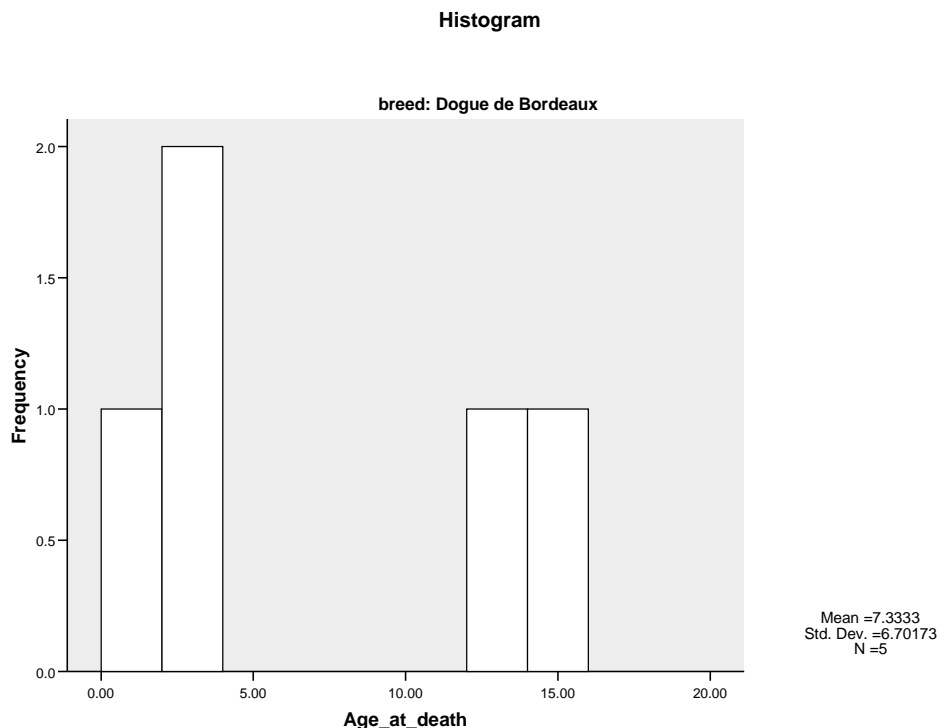


Figure 1. Histogram showing the frequency (as number of dogs) of age at death (in years) for the 5 Dogue de Bordeaux deaths with age at death reported.

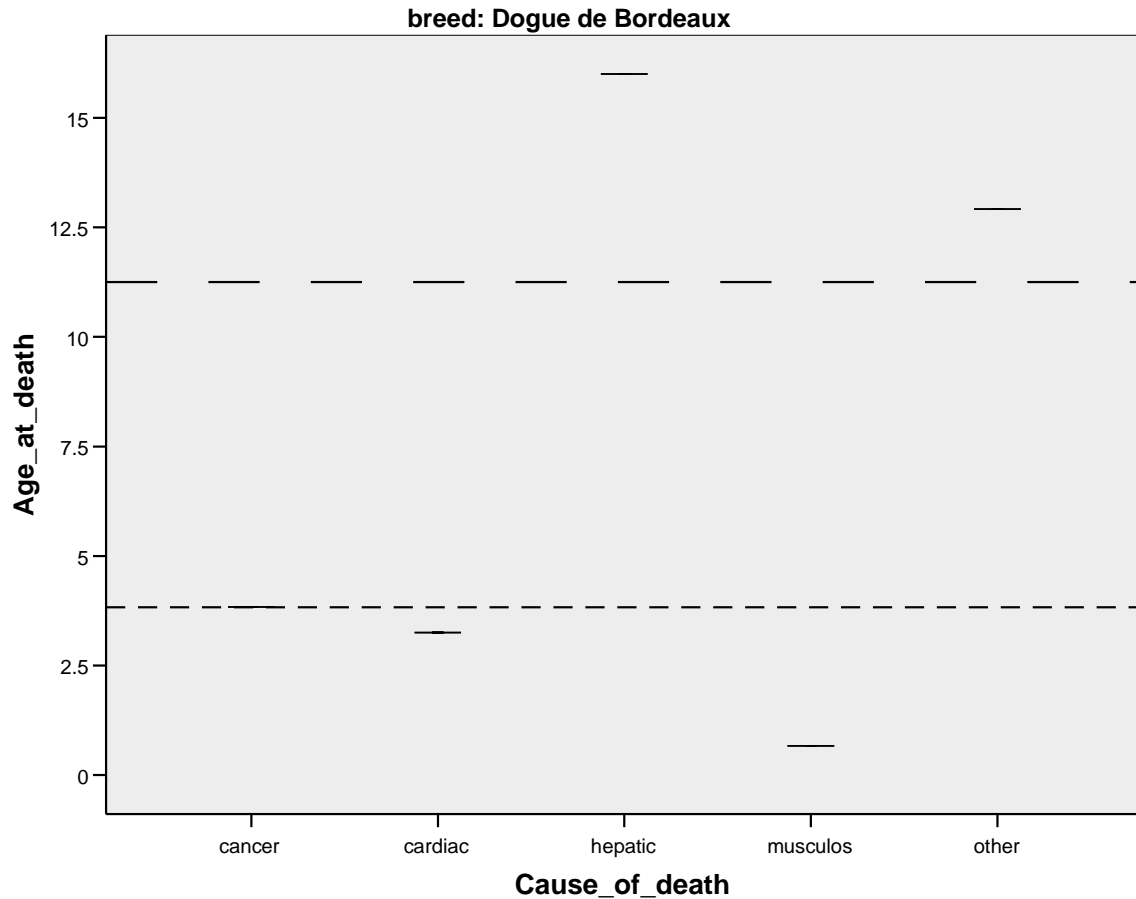


Figure 2. Box and whisker plot of age at death in years for the most common causes of death in the Dogue de Bordeaux breed (N=5). The dashed line (---) is the overall median age at death for all dogs in the survey and the dotted line (----) is the overall median age of death for the Dogue de Bordeaux breed. The solid line within each grey box represents the median age at death from the condition.

Morbidity data

The median current age of the 71 live dogs with a reported age was 1 year and 9 months (min=3 months, max=13 years and 2 months, Figure 3). Health information was reported for 71 live dogs of which 35 (49%) were healthy and 36 (51%) had at least one reported health condition, resulting in a total of 62 reported conditions with a median of 1 condition/dog (min=1, max=6).

The median current age of all healthy dogs with a reported age (N=35) was 1 year and 9 months (min=3 months, max=13 years and 2 months). The distribution of gender and neuter status is shown in Table 2.

The median current age of all dogs with one or more disease conditions and a reported age (N=36) was 1 year and 10 months (min=6 months, max=8 years and 1 month). The median age at diagnosis for all disease occurrences with a reported age at diagnosis (N=60) was 9 months (min= 2 months, max= 7 years, Figure 4). Table 3 shows the disease conditions for the Dogue de Bordeaux breed. Age at diagnosis is presented for the most common disease conditions (Figure 5).

Table 2. Distribution of gender and neuter status for 70 the Dogue de Bordeaux breed with reported gender and neuter status.

Gender	Neuter status		Totals
	Intact	Neutered	
Female	33	6	39 (56%)
Male	25	6	31 (44%)
Totals	58 (83%)	12 (17%)	70 (100%)

There was no association between gender and neuter status (P=0.6615).

Histogram

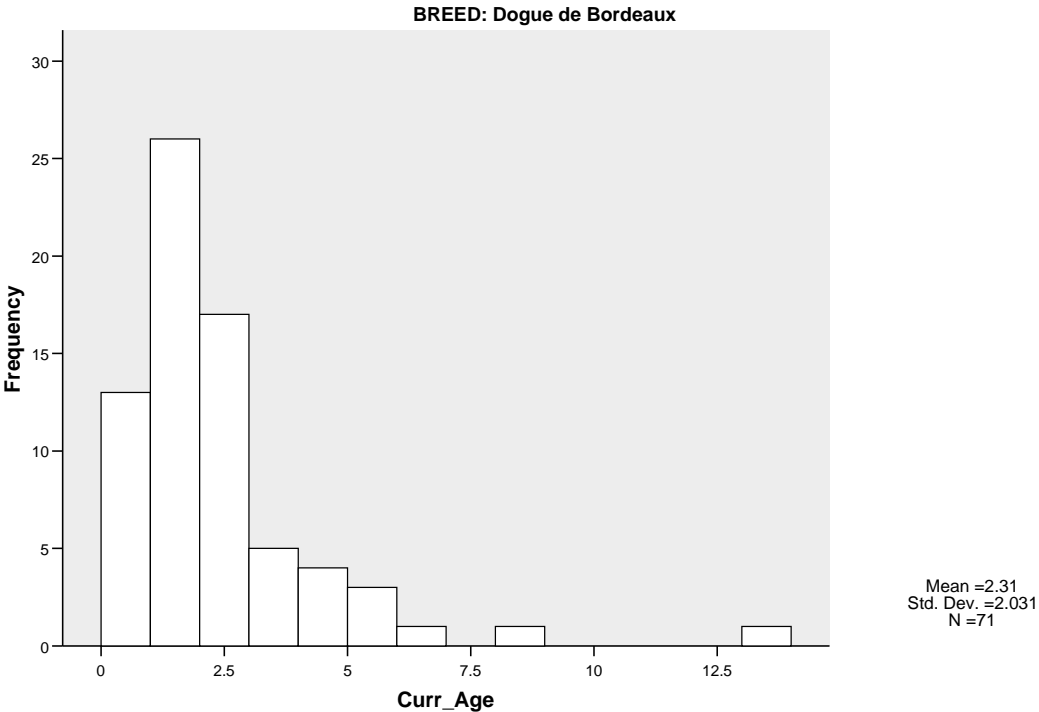


Figure 3. Histogram showing frequency of current age in years for the 71 live Dogue de Bordeaux breed with age reported.

Histogram

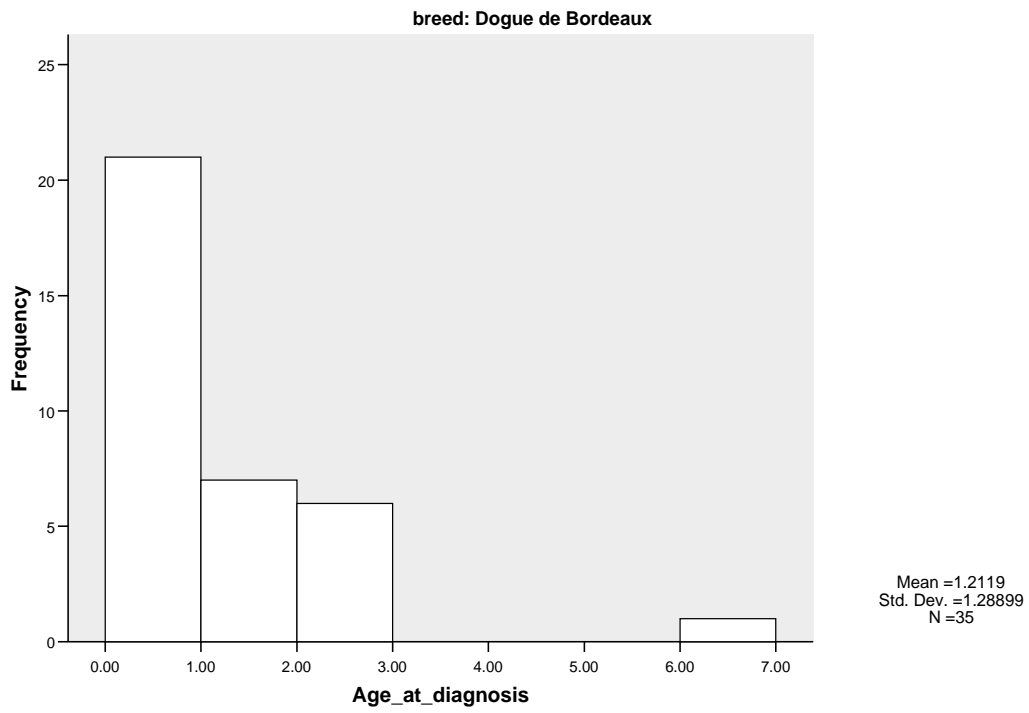


Figure 4. Histogram showing frequency of age at diagnosis for the 35 Dogue de Bordeaux breed with one or more disease conditions, using the youngest age at which a disease condition was first reported for those dogs with more than one disease condition or episode.

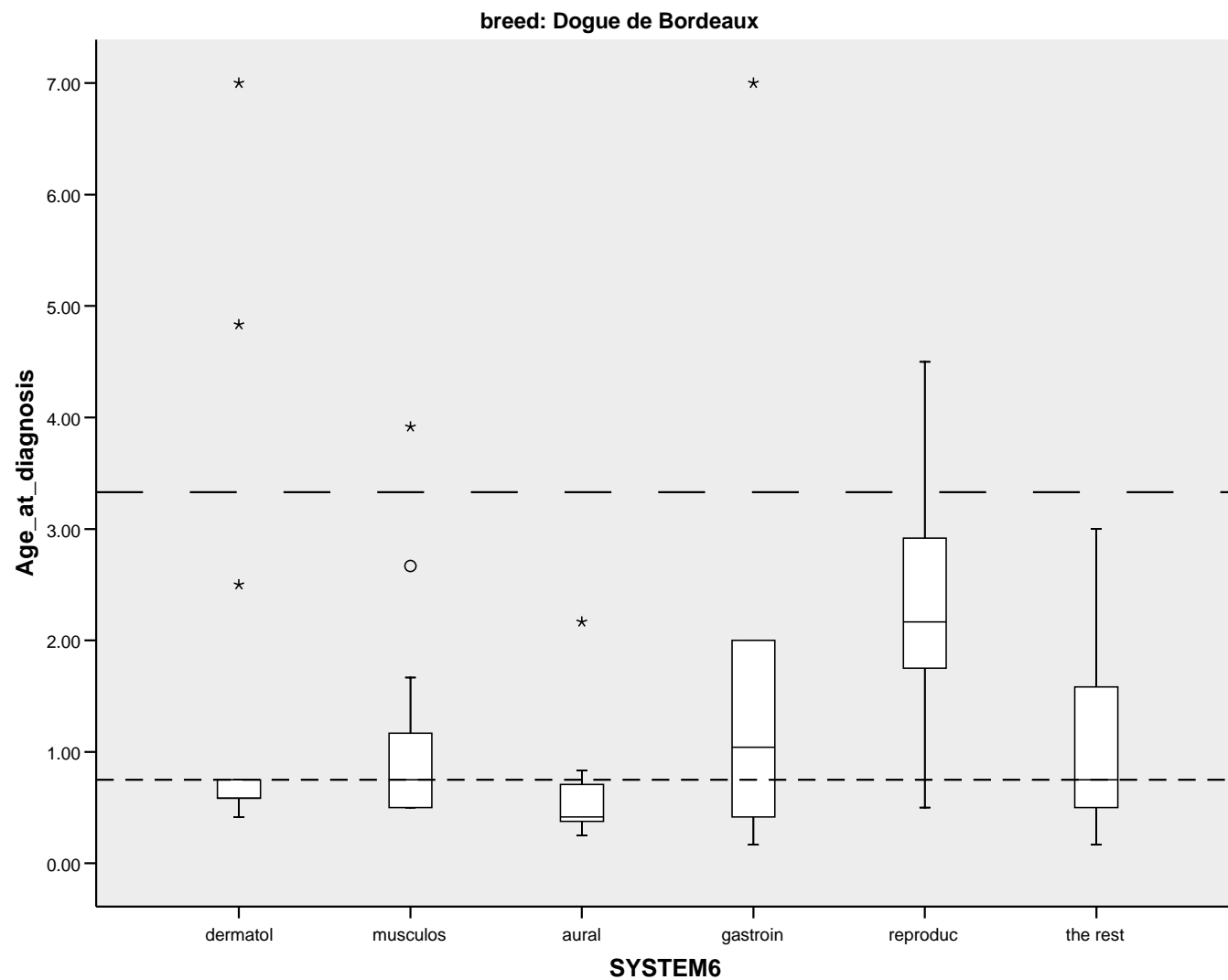


Figure 5. Box and whisker plot of age at diagnosis in years for the most common disease conditions in descending order for the Dogue de Bordeaux breed (N=60 conditions with age reported). The dashed line (---) is the overall median age at diagnosis for all dogs in the survey and the dotted line (----) is the overall median age at diagnosis for the Dogue de Bordeaux breed. The solid line within each grey box represents the median age at diagnosis from the condition.

Table 3. Disease conditions by organ system/category for the Dogue de Bordeaux breed.

Disease condition	All conditions		Prevalence	Most common specific conditions in descending order
	N	%	%	
1 Dermatologic	14	22.6	7.14	Mites (demodex>sarcoptes); alopecia; acne; puppy pyoderma; dermatitis
2 Musculoskeletal	14	22.6	4.56	CHD; lameness (unspecified); OCD (shoulder; elbow); strain
3 Aural	7	11.3	3.77	Otitis externa
4 Gastrointestinal	6	9.7	2.78	Diarrhoea; GDV; colitis; intussusception; vomiting
5 Reproductive	6	9.7	2.58	False pregnancy; pyometra; uterine inertia; prostatic enlargement
6 Dental	2	3.2	2.18	Defect other than extra teeth
7 Immune mediated	2	3.2	1.79	Atopy; gluten-sensitive enteropathy
8 Neurologic	2	3.2	1.39	Horner's syndrome; seizures or fits
9 Ocular	2	3.2	1.39	Ectropion; persistent papillary membrane (PPM)
10 Respiratory	2	3.2	1.19	Noisy breathing; respiratory infections
11 Anal gland	1	1.6	1.19	Anal sacculitis
12 Benign neoplasia	1	1.6	0.99	Unspecified
13 Cardiac	1	1.6	0.79	Congestive heart failure (CHF)
14 Unknown	1	1.6	0.60	Undiagnosed illness
15 Urologic	1	1.6	0.60	Cystitis
Total	62	100.0	35.12	