

Report from the Kennel Club/
British Small Animal Veterinary Association
Scientific Committee

Summary results of the
Purebred Dog Health Survey
For Canaan Dogs

Warning: The results of this survey and particularly the breed-specific analyses should be interpreted with caution. The overall response rate was only 24% with breed-specific response rates from 4.5% to 64.7%.

Canaan Dogs

A total of 35 forms were sent out and 15 were returned, representing 34 live dogs. This breed had a 42.9 % response rate (15/35) and it represented 0.11% of all returns (15/13,741).

Mortality data

A total of 2 deaths were reported and this represents 0.01 % of all deaths reported in the survey (2/15,881). The median age at death for Canaan Dogs was 14 years and 8 months (min = 13 years and 1 month, max = 16 years and 2 months) and this was higher than the overall median of 11 years and 3 months (Figure 1). Table 1 shows the causes of death for Canaan Dogs. Age at death is presented for the most common causes of death (Figure 2).

Table 1. Causes of death by organ system/category for Canaan Dogs.

Cause of death	No. of deaths	% of deaths	Most common specific causes in descending order
1 Cancer	1	50.0	
2 Old age	1	50.0	
Total	2	100.0	

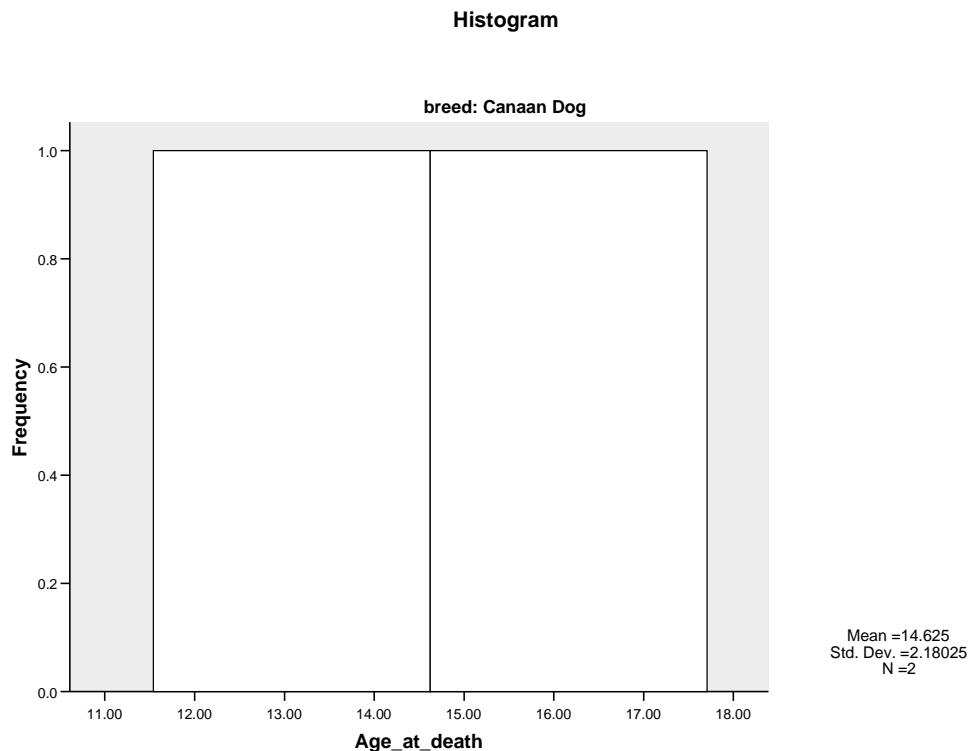


Figure 1. Histogram showing the frequency (as number of dogs) of age at death (in years) for the 2 Canaan Dog deaths with age at death reported.

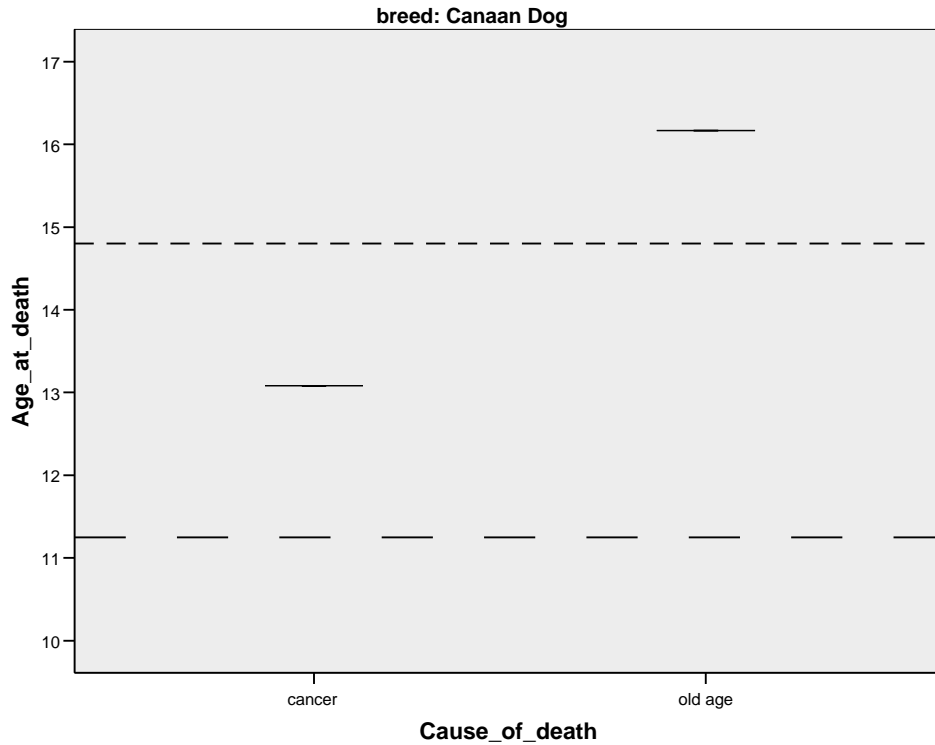


Figure 2. Box and whisker plot of age at death in years for the most common causes of death in Canaan Dogs (N=2). The dashed line (---) is the overall median age at death for all dogs in the survey and the dotted line (----) is the overall median age of death for Canaan Dogs. The solid line within each grey box represents the median age at death from the condition.

Morbidity data

The median current age of the 34 live dogs with a reported age was 3 years and 2 months (min=5 months, max=12 years and 8 months, Figure 3). Health information was reported for 34 live dogs of which 27 (79%) were healthy and 7 (21%) had at least one reported health condition, resulting in a total of 16 reported conditions with a median of 2 conditions/dog (min=1, max=4).

The median current age of all healthy dogs with a reported age (N=27) was 3 years and 1 month (min=5 months, max=10 years and 4 months). The distribution of gender and neuter status is shown in Table 2.

The median current age of all dogs with one or more disease conditions and a reported age (N=7) was 7 years and 6 months (min=1 year and 11 months, max=12 years and 8 months). The median age at diagnosis for all disease occurrences with a reported age at diagnosis (N=16) was 4 years and 7 months (min= 6 months, max= 10 years and 7 months, Figure 4). Table 3 shows the disease conditions for Canaan Dogs. Age at diagnosis is presented for the most common disease conditions (Figure 5).

Table 2. Distribution of gender and neuter status for 33 Canaan Dogs with reported gender and neuter status.

Gender	Neuter status		Totals
	Intact	Neutered	
Female	13	3	16 (48%)
Male	12	5	17 (52%)
Totals	25 (76%)	8 (24%)	33 (100%)

There was no association between gender and neuter status (P=0.4751).

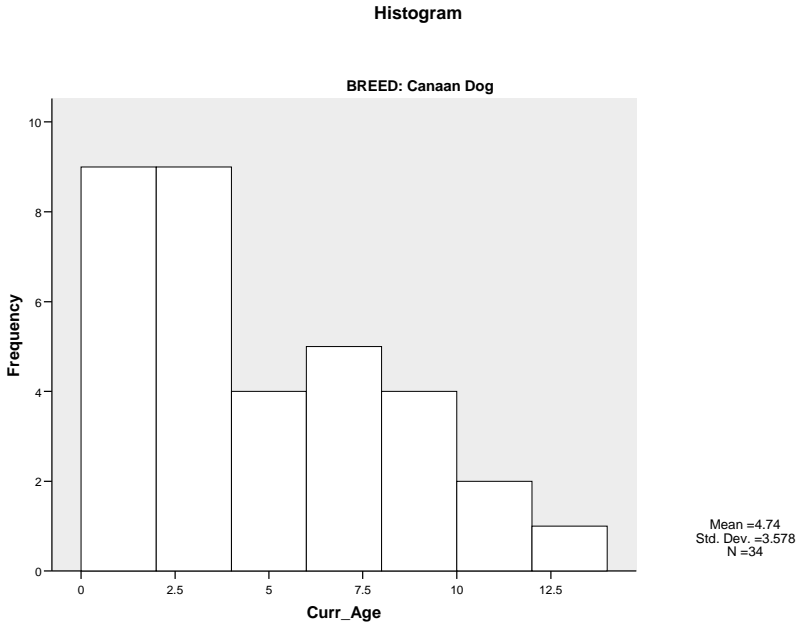


Figure 3. Histogram showing frequency of current age in years for the 34 live Canaan Dogs with age reported.

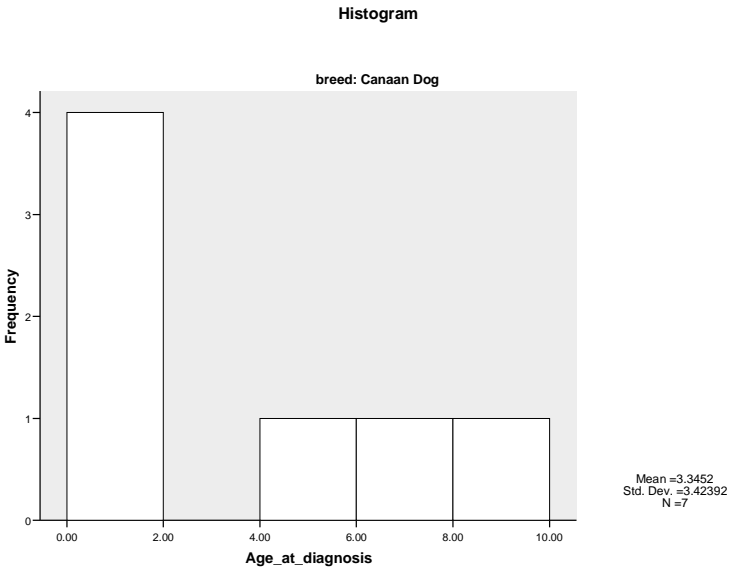


Figure 4. Histogram showing frequency of age at diagnosis for the 7 Canaan Dogs with one or more disease conditions, using the youngest age at which a disease condition was first reported for those dogs with more than one disease condition or episode.

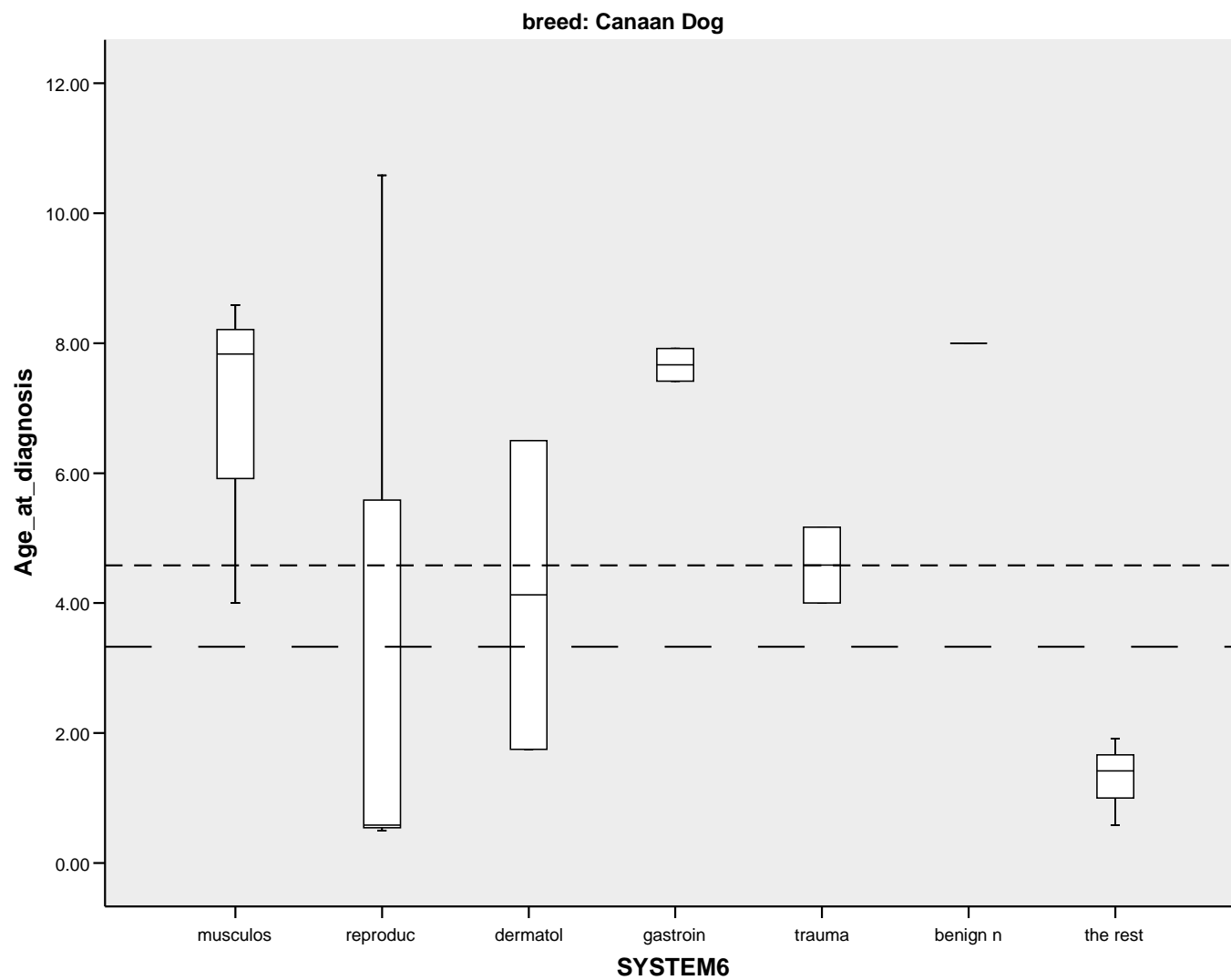


Figure 5. Box and whisker plot of age at diagnosis in years for the most common disease conditions in descending order for Canaan Dogs (N=16 conditions with age reported). The dashed line (---) is the overall median age at diagnosis for all dogs in the survey and the dotted line (----) is the overall median age at diagnosis for Canaan Dogs. The solid line within each grey box represents the median age at diagnosis from the condition.

Table 3. Disease conditions by organ system/category for Canaan Dogs.

Disease condition	All conditions		Most common specific conditions in descending order
	N	%	
1 Musculoskeletal	3	18.8	Arthritis; hip dysplasia (CHD)
2 Reproductive	3	18.8	Cryptorchid; pyometra
3 Dermatologic	2	12.5	Recurrent pyoderma; mites (sarcoptes)
4 Gastrointestinal	2	12.5	Foreign body obstruction; infection (unspecified)
5 Trauma	2	12.5	Hindlimb; other (unspecified)
6 Unknown	2	12.5	Undiagnosed illness
7 Benign neoplasia	1	6.3	Lipoma
8 Respiratory	1	6.3	Kennel cough
Total	16	100.0	