

Report from the Kennel Club/
British Small Animal Veterinary Association
Scientific Committee

Summary results of the
Purebred Dog Health Survey
for the Basset Griffon Vendéen breed

Warning: The results of this survey and particularly the breed-specific analyses should be interpreted with caution. The overall response rate was only 24% with breed-specific response rates from 4.5% to 64.7%.

The Basset Griffon Vendeen breed

A total of 306 forms were sent out and 135 were returned, representing 289 live dogs. This breed had a 44.1 % response rate (135/306) and it represented 0.98% of all returns (135/13,741).

Mortality data

A total of 76 deaths were reported and this represents 0.48 % of all deaths reported in the survey (76/15,881). The median age at death for the Basset Griffon Vendeen breed was 12 years and 1 month (min = 1 year and 3 months, max = 17 years and 4 months) and this was higher than the overall median of 11 years and 3 months (Figure 1). Table 1 shows the causes of death for the Basset Griffon Vendeen breed. Age at death is presented for the most common causes of death (Figure 2).

Table 1. Causes of death by organ system/category for the Basset Griffon Vendeen breed.

Cause of death	N	%	Most common specific causes in descending order
1 Cancer	25	32.9	Unspecified; liver (type unspecified)
2 Old age	18	23.7	Old age
3 Cardiac	5	6.6	Heart attack; heart failure
4 Behaviour	4	5.3	Aggression; unspecified
5 Neurologic	4	5.3	Epilepsy; seizures or fits
6 Urologic	4	5.3	Kidney failure, chronic or unspecified
7 Cerebral vascular	2	2.6	Stroke or cerebral vascular accident
8 Combinations	2	2.6	Kidney failure & pancreatitis; kidney failure & liver failure
9 Internal bleeding	2	2.6	
10 Senility	2	2.6	
11 Trauma	2	2.6	Road traffic accident; unspecified trauma or accident
12 Unknown	2	2.6	
13 Dermatologic	1	1.3	Chronic skin infections
14 Endocrine	1	1.3	Cushings or hyperadrenocorticism
15 Gastrointestinal	1	1.3	Haemorrhagic gastroenteritis
16 Ocular	1	1.3	Glaucoma
Total	76	100.0	

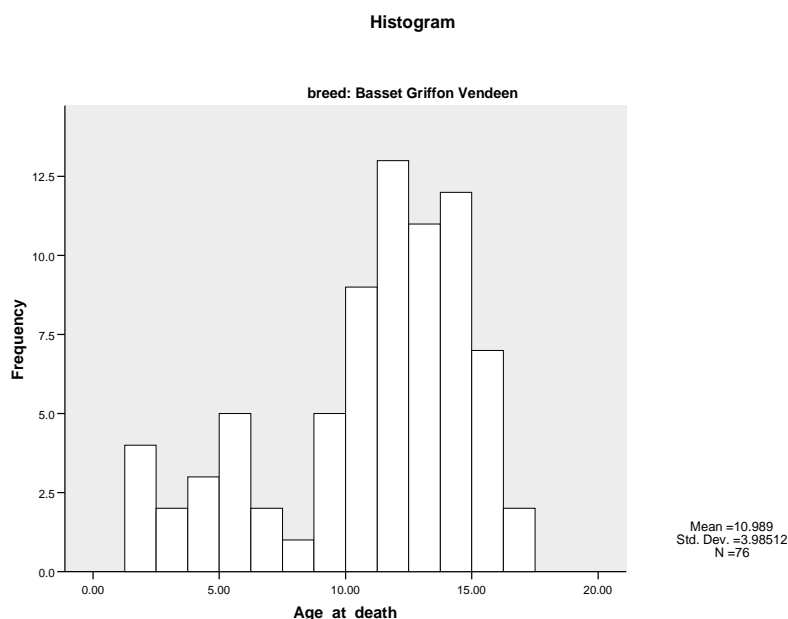


Figure 1. Histogram showing the frequency (as number of dogs) of age at death (in years) for the 76 Basset Griffon Vendeen deaths with age at death reported.

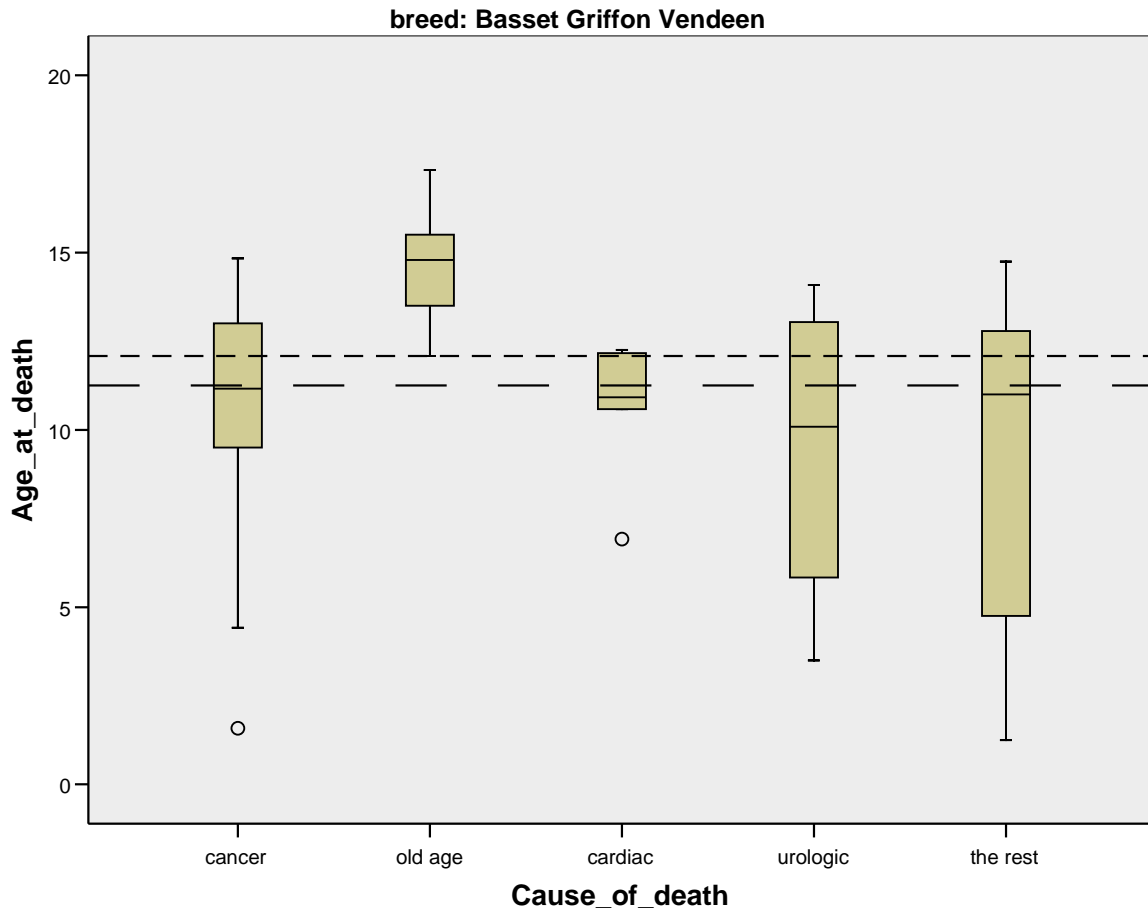


Figure 2. Box and whisker plot of age at death in years for the most common causes of death in the Basset Griffon Vendéen breed (N=76). The dashed line (---) is the overall median age at death for all dogs in the survey and the dotted line (----) is the overall median age of death for the Basset Griffon Vendéen breed. The solid line within each grey box represents the median age at death from the condition.

Morbidity data

The median current age of the 289 live dogs with a reported age was 4 years (min=2 months, max=16 years and 3 months, Figure 3). Health information was reported for 289 live dogs of which 191 (66%) were healthy and 98 (34%) had at least one reported health condition, resulting in a total of 146 reported conditions with a median of 1 condition/dog (min=1, max=4).

The median current age of all healthy dogs with a reported age (N=191) was 3 years and 4 months (min=2 months, max=15 years and 5 months). The distribution of gender and neuter status is shown in Table 2.

The median current age of all dogs with one or more disease conditions and a reported age (N=98) was 5 years and 1 month (min=7 months, max=16 years and 3 months). The median age at diagnosis for all disease occurrences with a reported age at diagnosis (N=141) was 2 years and 6 months (min= 2 months, max= 14 years and 6 months, Figure 4). Table 3 shows the disease conditions for the Basset Griffon Vendéen breed. Age at diagnosis is presented for the most common disease conditions (Figure 5).

Table 2. Distribution of gender and neuter status for 287 the Basset Griffon Vendeen breed with reported gender and neuter status.

Gender	Neuter status		Totals
	Intact	Neutered	
Female	123	54	177 (62%)
Male	79	31	110 (38%)
Totals	202 (70%)	85 (30%)	287 (100%)

There was no association between gender and neuter status (P=0.6747).

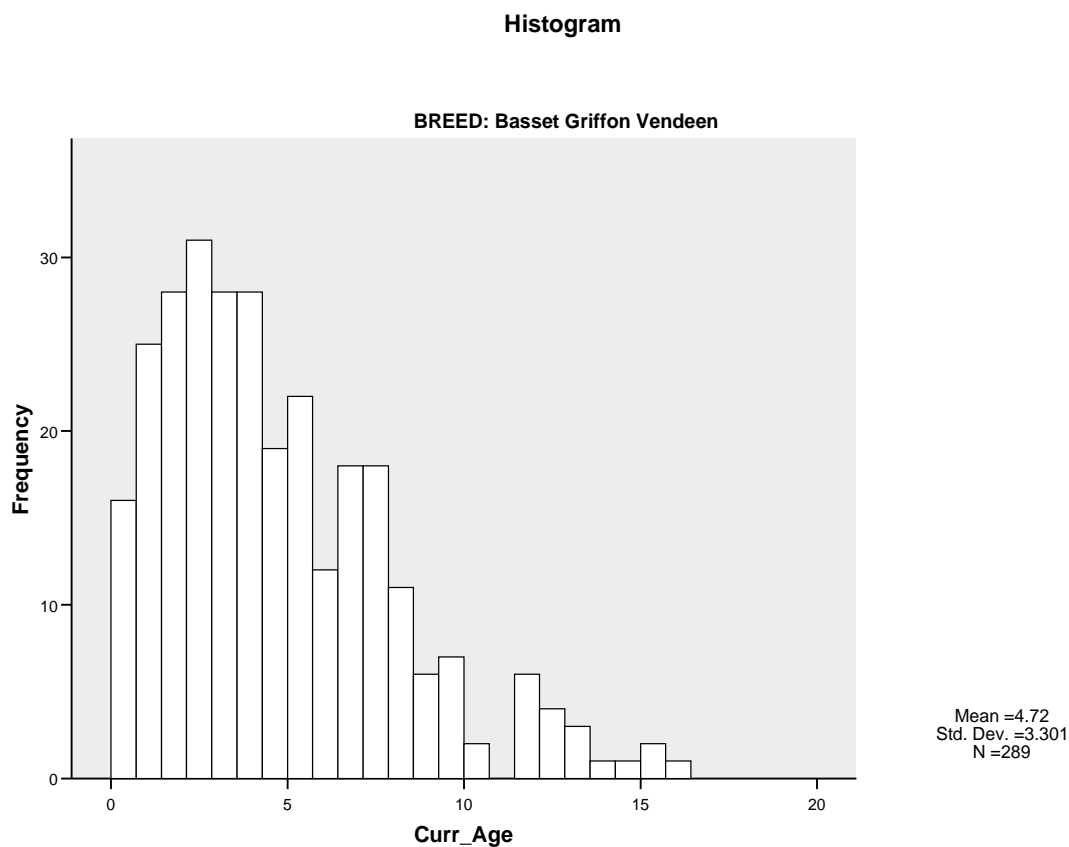


Figure 3. Histogram showing frequency of current age in years for the 289 live Basset Griffon Vendeens with age reported.

Histogram

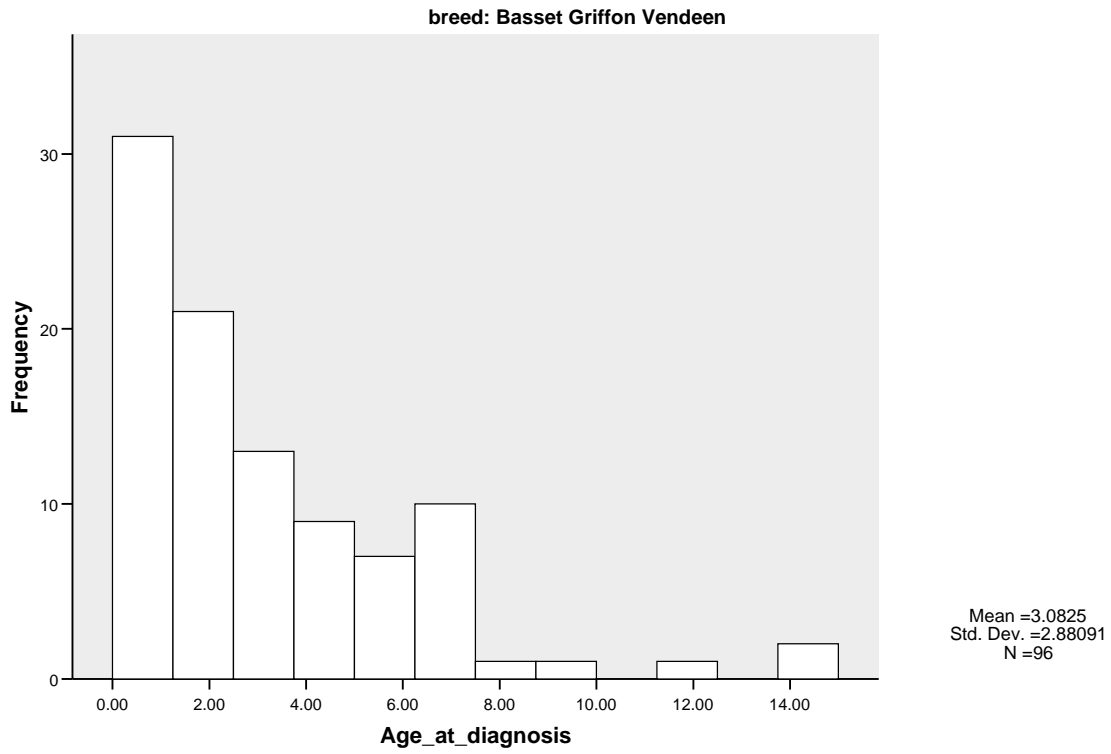


Figure 4. Histogram showing frequency of age at diagnosis for the 96 Basset Griffon Vendeen breed with one or more disease conditions, using the youngest age at which a disease condition was first reported for those dogs with more than one disease condition or episode.

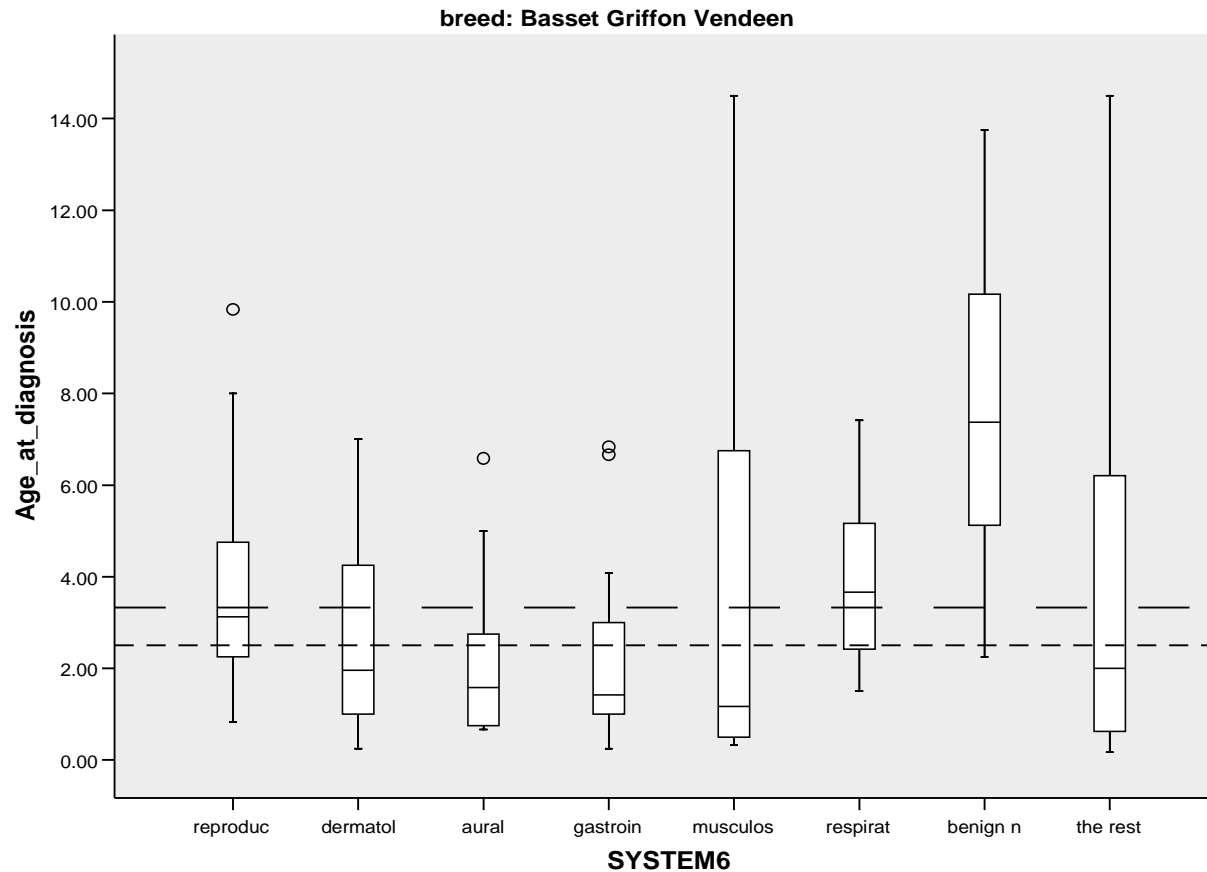


Figure 5. Box and whisker plot of age at diagnosis in years for the most common disease conditions in descending order for the Basset Griffon Vendeen breed (N=98 dogs with 141 conditions with age reported). The dashed line (---) is the overall median age at diagnosis for all dogs in the survey and the dotted line (----) is the overall median age at diagnosis for the Basset Griffon Vendeen breed. The solid line within each grey box represents the median age at diagnosis from the condition.

Table 3. Disease conditions by organ system/category for the Basset Griffon Vendeen breed.

Disease condition	All conditions		Most common specific conditions in descending order
	N	%	
1 Reproductive	21	14.4	False pregnancy; pyometra; infertility; irregular heat cycles; prostatomegaly
2 Dermatologic	20	13.7	Dermatitis; mites (demodex>sarcoptes); pyotraumatic dermatitis
3 Aural	15	10.3	Otitis externa; excessive ear wax; ear mites
4 Gastrointestinal	13	8.9	Vomiting; diarrhoea; colitis; IBD; infection (unspecified); campylobacter; pancreatitis
5 Musculoskeletal	11	7.5	Arthritis; prognathism; CHD; OCD; stiff joints
6 Respiratory	9	6.2	Kennel cough; bronchitis
7 Benign neoplasia	8	5.5	Lipoma; type unspecified; adenoma; histiocytoma
8 Urologic	7	4.8	Cystitis; cystouroliths (struvite); ectopic ureter; haematuria; incontinence
9 Endocrine	6	4.1	Hypothyroidism
10 Ocular	6	4.1	Conjunctivitis; corneal dermoid; KCS; entropion; PPM; corneal ulcer
11 Unknown	5	3.4	Undiagnosed illness
12 Cardiac	4	2.7	Heart murmur unspecified; cardiomegaly; ventricular septal defect
13 Dental	4	2.7	Retained puppy teeth; dental deformity (unspecified); dental disease
14 Neurologic	4	2.7	Seizures or fits or idiopathic epilepsy; IVDD; Wobbler syndrome
15 Behaviour	3	2.1	Unspecified
16 Anal gland	2	1.4	Anal sacculitis
17 Cancer	2	1.4	Squamous cell carcinoma (SCC) (nasal); unspecified (stomach)
18 Haematopoietic	2	1.4	Haemolytic anaemia; unspecified anaemia
19 Immune mediated	2	1.4	Atopy; discoid lupus erythematosus (DLE)
20 Trauma	1	0.7	Unspecified
21 Uncode and other	1	0.7	Inguinal hernia
Total	146	100.0	