

Report from the Kennel Club/
British Small Animal Veterinary Association
Scientific Committee

Summary results of the
Purebred Dog Health Survey
for Australian Cattle Dogs

Warning: The results of this survey and particularly the breed-specific analyses should be interpreted with caution. The overall response rate was only 24% with breed-specific response rates from 4.5% to 64.7%.

Australian Cattle Dogs

A total of 83 forms were sent out and 22 were returned, representing 69 live dogs. This breed had a 26.5 % response rate (22/83) and it represented 0.16% of all returns (22/13,741).

Mortality data

A total of 11 deaths were reported and this represents 0.07 % of all deaths reported in the survey (11/15,881). The median age at death for Australian Cattle Dogs was 11 years and 8 months (min = 1 year and 6 months, max = 15 years and 11 months) and this was similar to the overall median of 11 years and 3 months (Figure 1). Table 1 shows the causes of death for Australian Cattle Dogs. Age at death is presented for the most common causes of death (Figure 2).

Table 1. Causes of death by organ system/category for Australian Cattle Dogs.

Cause of death	No. of deaths	% of deaths	Most common specific causes in descending order
1 Cancer	3	27.3	Type unspecified
2 Cerebral vascular	3	27.3	Stroke or cerebral vascular accident
3 Endocrine	1	9.1	Cushings disease (hyperadrenocorticism)
4 Hepatic	1	9.1	Chronic liver failure
5 Ocular	1	9.1	Blindness
6 Perioperative	1	9.1	
7 Trauma	1	9.1	
Total	11	100.0	

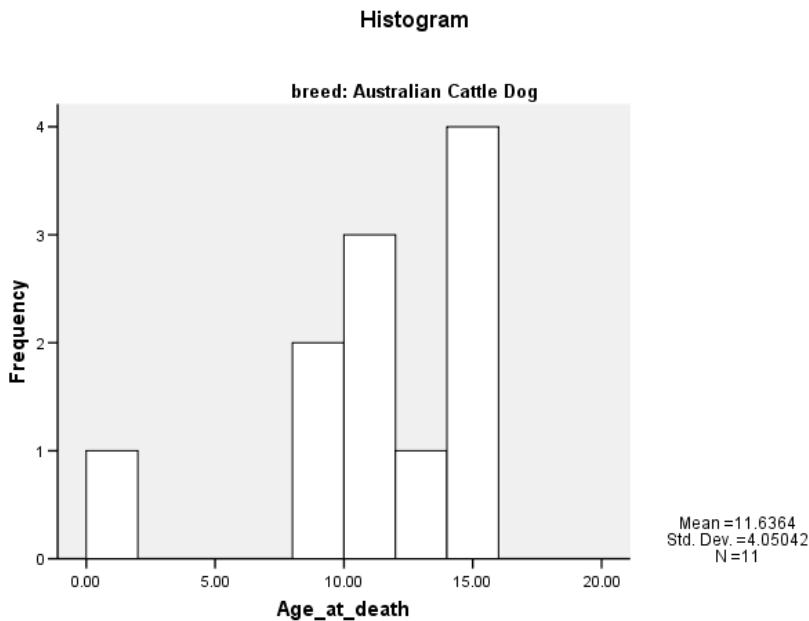


Figure 1. Histogram showing the frequency (as number of dogs) of age at death (in years) for the 11 Australian Cattle Dog deaths with age at death reported.

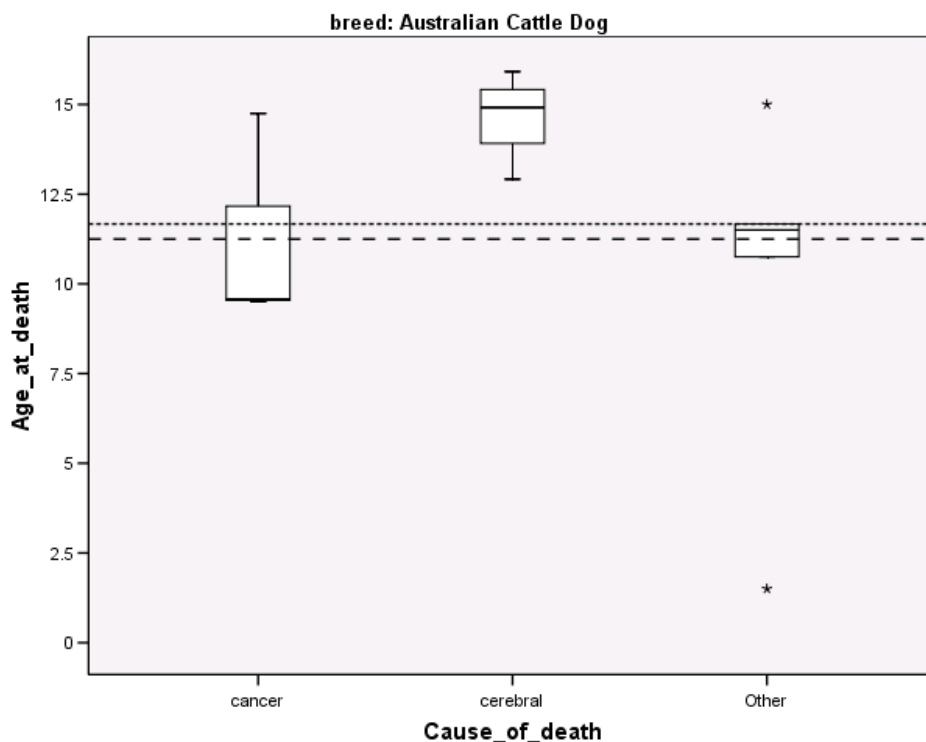


Figure 2. Box and whisker plot of age at death in years for the most common causes of death in Australian Cattle Dogs (N=11). The dashed line (---) is the overall median age at death for all dogs in the survey and the dotted line (----) is the overall median age of death for Australian Cattle Dogs. The solid line within each grey box represents the median age at death from the condition.

Morbidity data

The median current age of the 69 live dogs with a reported age was 4 years and 1 month (min=2 months, max=15 years, Figure 3). Health information was reported for 69 live dogs of which 53 (77%) were healthy and 16 (23%) had at least one reported health condition, resulting in a total of 18 reported conditions with a median of 1 condition/dog (min=1, max=2).

The median current age of all healthy dogs with a reported age (N=53) was 3 years and 5 months (min=2 months, max=15 years). The distribution of gender and neuter status is shown in Table 2.

The median current age of all dogs with one or more disease conditions and a reported age (N=16) was 7 years and 5 months (min=6 months, max=14 years and 11 months). The median age at diagnosis for all disease occurrences with a reported age at diagnosis (N=15) was 4 years (min= 6 months, max= 14 years and 10 months, Figure 4). Table 3 shows the disease conditions for Australian Cattle Dogs. Age at diagnosis is presented for the most common disease conditions (Figure 5).

Table 2. Distribution of gender and neuter status for 69 Australian Cattle Dogs with reported gender and neuter status.

Gender	Neuter status		Totals
	Intact	Neutered	
Female	31	11	42 (61%)
Male	21	6	27 (39%)
Totals	52 (75%)	17 (25%)	69 (100%)

There was no association between gender and neuter status ($P=0.7$).

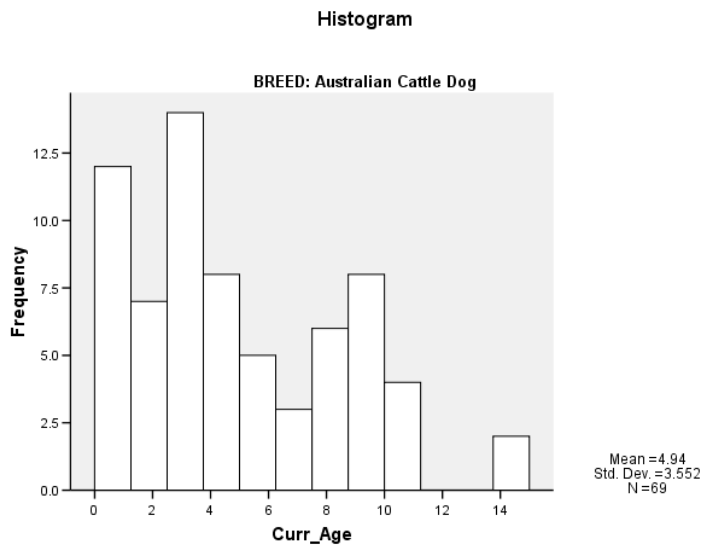


Figure 3. Histogram showing frequency of current age in years for the 69 live Australian Cattle Dogs with age reported.

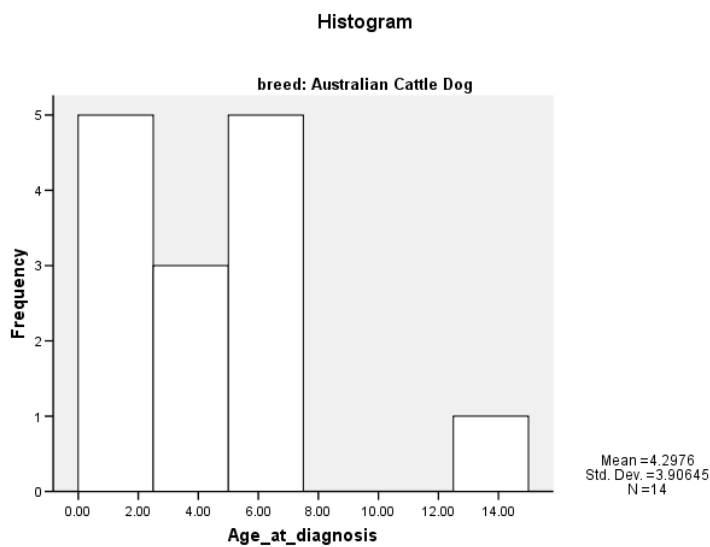


Figure 4. Histogram showing frequency of age at diagnosis for the 14 Australian Cattle Dogs with one or more disease conditions, using the youngest age at which a disease condition was first reported for those dogs with more than one disease condition or episode.

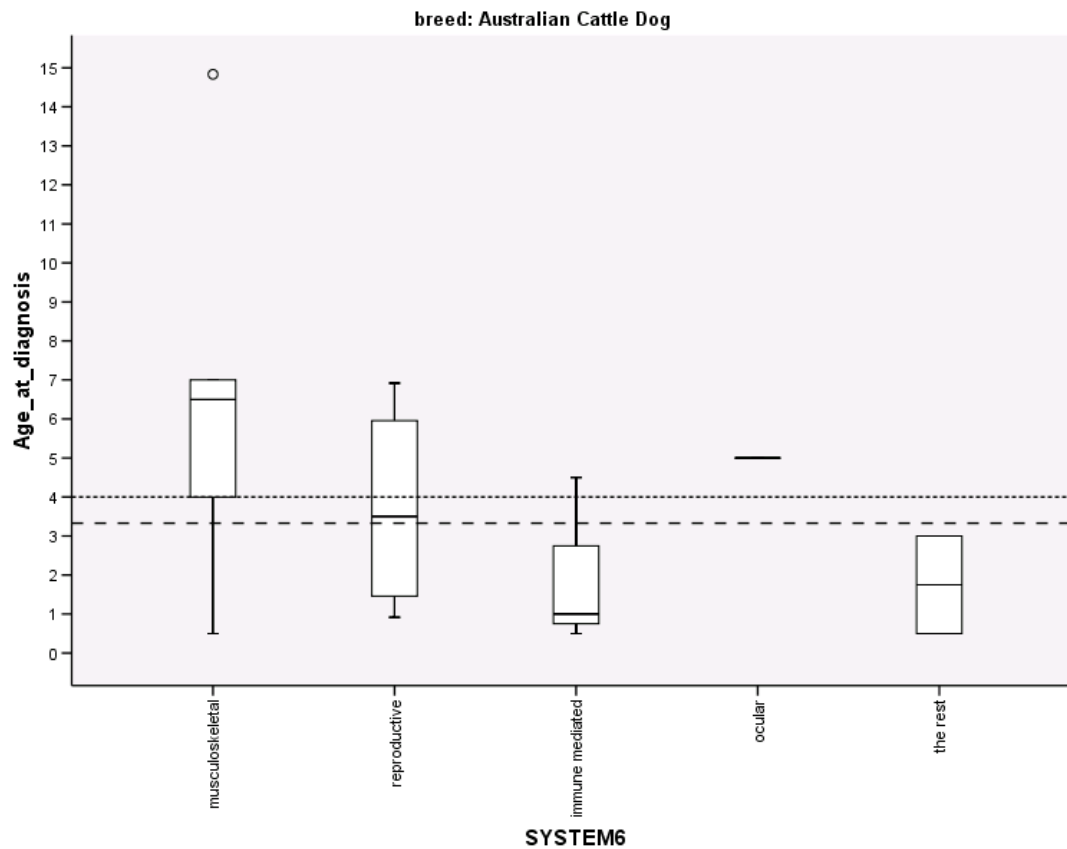


Figure 5. Box and whisker plot of age at diagnosis in years for the most common disease conditions in descending order for Australian Cattle Dogs (N=15 conditions with age reported). The dashed line (---) is the overall median age at diagnosis for all dogs in the survey and the dotted line (----) is the overall median age at diagnosis for Australian Cattle Dogs. The solid line within each grey box represents the median age at diagnosis from the condition.

Table 3. Disease conditions by organ system/category for Australian Cattle Dogs.

Disease condition	All conditions		Prevalence	Most common specific conditions in descending order
	N	%	%	
1 Musculoskeletal	5	27.8	7.25	Spondylitis/spondylosis, elbow dysplasia, arthritis
2 Reproductive	4	22.2	5.80	Pyometra, infertility, false pregnancy
3 Immune mediated	3	16.7	4.35	Allergy to wheat products (gluten-sensitive enteropathy)
4 Ocular	3	16.7	4.35	Progressive retinal atrophy (PRA)
5 Neurologic	1	5.6	1.45	Lumbosacral disorder
6 Trauma	1	5.6	1.45	Forelimb
7 Unknown	1	5.6	1.45	Undiagnosed illness
Total	18	100.0	26.09	