

Report from the Kennel Club/
British Small Animal Veterinary Association
Scientific Committee

Summary results of the
Purebred Dog Health Survey
for the Alaskan Malamute breed

Warning: The results of this survey and particularly the breed-specific analyses should be interpreted with caution. The overall response rate was only 24% with breed-specific response rates from 4.5% to 64.7%.

The Alaskan Malamute breed

A total of 185 forms were sent out and 57 were returned, representing 111 live dogs. This breed had a 30.8 % response rate (57/185) and it represented 0.41% of all returns (57/13,741).

Mortality data

A total of 14 deaths were reported and this represents 0.09 % of all deaths reported in the survey (14/15,881). The median age at death for the Alaskan Malamute breed was 10 years and 8 months (min = 2 years and 2 months, max = 13 years and 6 months) and this was similar to the overall median of 11 years and 3 months (Figure 1). Table 1 shows the causes of death for the Alaskan Malamute breed. Age at death is presented for the most common causes of death (Figure 2).

Table 1. Causes of death by organ system/category for the Alaskan Malamute breed.

Cause of death	No. of deaths	% of deaths	Most common specific causes in descending order
1 Cancer	5	35.7	Type unspecified
2 Gastrointestinal	2	14.3	Gastric dilatation/volvulus (GDV), foreign body obstruction
3 Old age	2	14.3	Old age
4 Other	2	14.3	Uncodeable
5 Dermatologic	1	7.1	Skin disease unspecified
6 Neurologic	1	7.1	Epilepsy
7 Reproductive	1	7.1	Pyometra
Total	14	100.0	

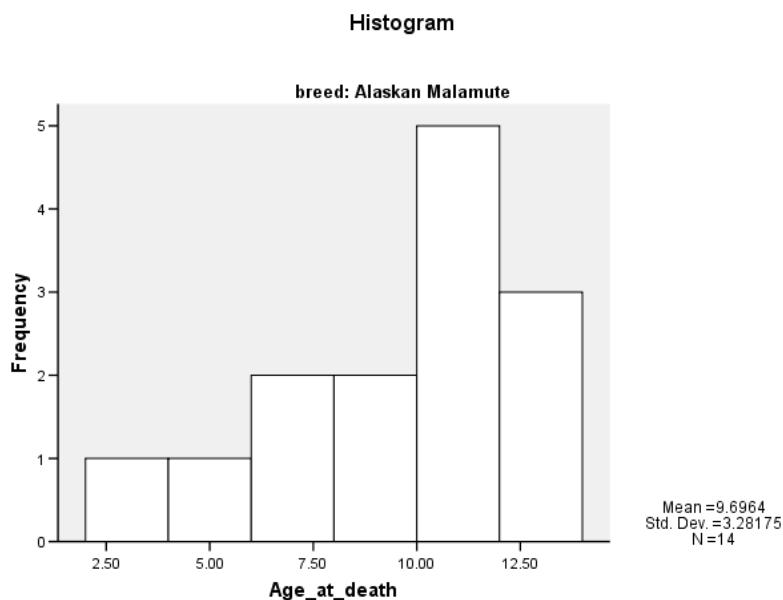


Figure 1. Histogram showing the frequency (as number of dogs) of age at death (in years) for the 14 Alaskan Malamute deaths with age at death reported.

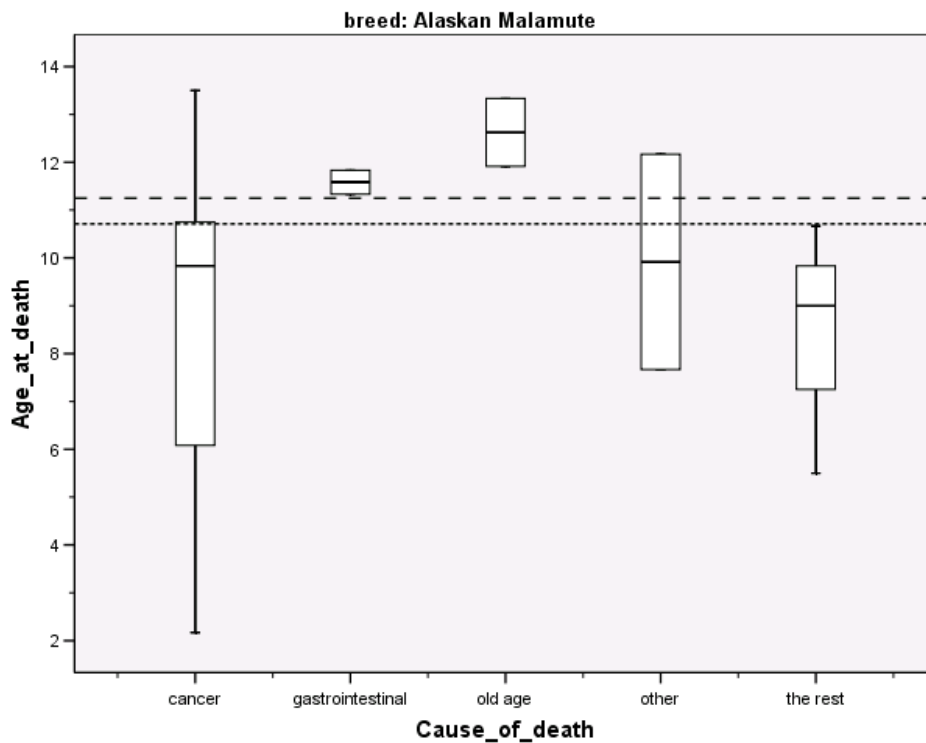


Figure 2. Box and whisker plot of age at death in years for the most common causes of death in the Alaskan Malamute breed (N=14). The dashed line (---) is the overall median age at death for all dogs in the survey and the dotted line (----) is the overall median age of death for the Alaskan Malamute breed. The solid line within each grey box represents the median age at death from the condition.

Morbidity data

The median current age of the 111 live dogs with a reported age was 3 years and 2 months (min=2 months, max=11 years and 8 months, Figure 3). Health information was reported for 111 live dogs of which 71 (64%) were healthy and 40 (36%) had at least one reported health condition, resulting in a total of 64 reported conditions with a median of 1 condition/dog (min=1, max=4).

The median current age of all healthy dogs with a reported age (N=71) was 2 years and 4 months (min=2 months, max=10 years and 5 months). The distribution of gender and neuter status is shown in Table 2.

The median current age of all dogs with one or more disease conditions and a reported age (N=40) was 4 years and 11 months (min=4 months, max=11 years and 8 months). The median age at diagnosis for all disease occurrences with a reported age at diagnosis (N=64) was 2 years (min= 2 months, max= 10 years and 6 months, Figure 4). Table 3 shows the disease conditions for the Alaskan Malamute breed. Age at diagnosis is presented for the most common disease conditions (Figure 5).

Table 2. Distribution of gender and neuter status for 111 the Alaskan Malamute breed with reported gender and neuter status.

Gender	Neuter status		Totals
	Intact	Neutered	
Female	38	16	54 (49%)
Male	38	19	57 (51%)
Totals	76 (68%)	35 (32%)	111 (100%)

There was no association between gender and neuter status (P=0.7).

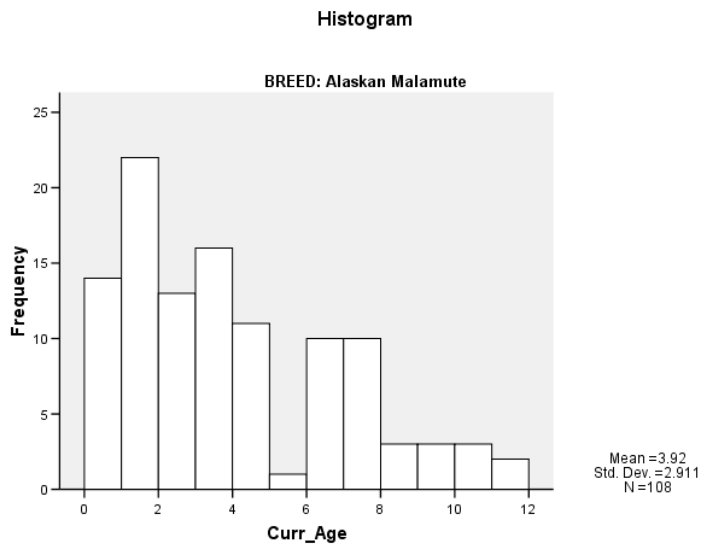


Figure 3. Histogram showing frequency of current age in years for the 108 live dogs in the Alaskan Malamute breed with age reported.

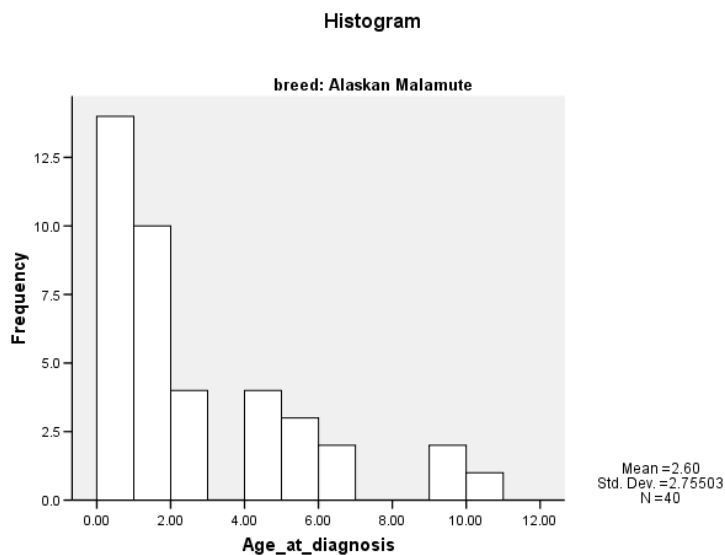


Figure 4. Histogram showing frequency of age at diagnosis for the 40 the Alaskan Malamute breed with one or more disease conditions, using the youngest age at which a disease condition was first reported for those dogs with more than one disease condition or episode.

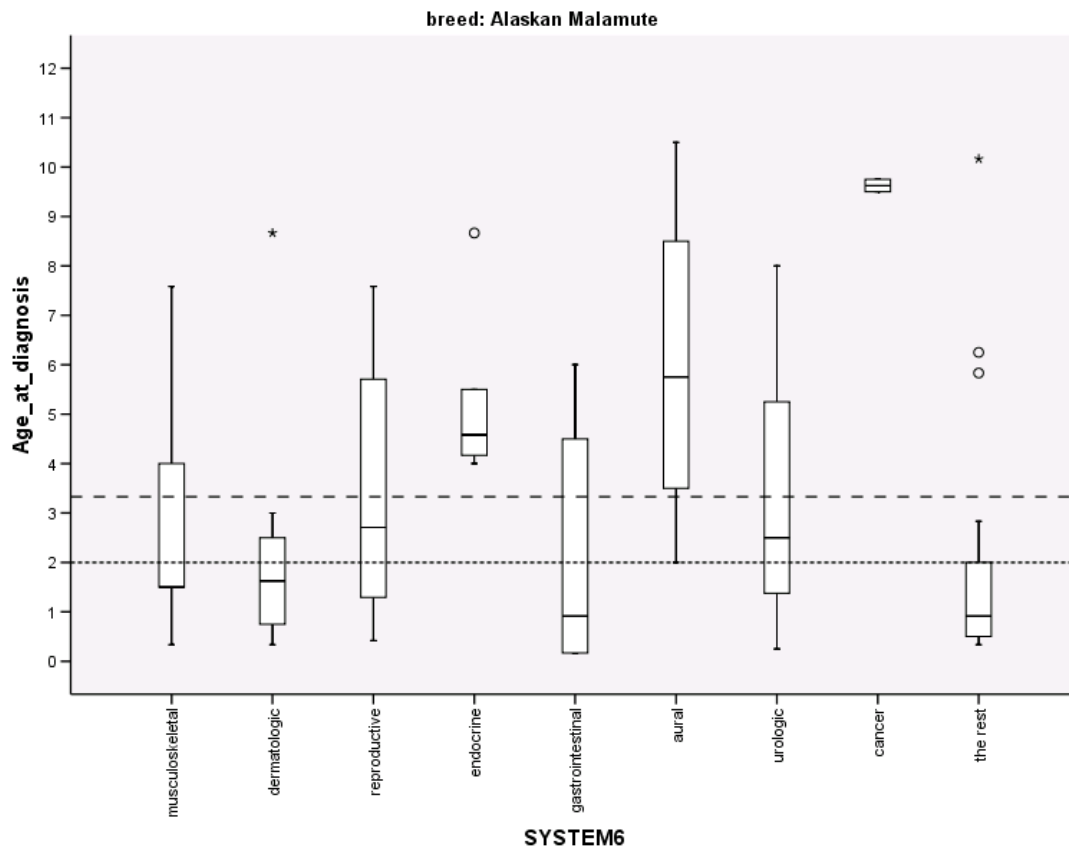


Figure 5. Box and whisker plot of age at diagnosis in years for the most common disease conditions in descending order for the Alaskan Malamute breed (N=68 conditions with age reported). The dashed line (---) is the overall median age at diagnosis for all dogs in the survey and the dotted line (----) is the overall median age at diagnosis for the Alaskan Malamute breed. The solid line within each grey box represents the median age at diagnosis from the condition.

Table 3. Disease conditions by organ system/category for the Alaskan Malamute breed.

Disease condition	All conditions		Prevalence	Specific causes in descending order
	N	%	%	
1 Musculoskeletal	10	15.6	9.01	Tendon injury, patellar luxation, fracture, arthritis, cruciate ligament rupture, hip dysplasia
2 Dermatologic	8	12.5	7.21	Pyotraumatic dermatitis, interdigital cysts, hairloss, fading nose pigment
3 Reproductive	8	12.5	7.21	Dystochia, pyometra, prostatitis, polycystic ovaries, irregular heats, false pregnancy, cryptorchid
4 Endocrine	6	9.4	5.41	Hypothyroidism, Cushings disease (hypoadrenocorticism)
5 Gastrointestinal	6	9.4	5.41	Inappetance, diarrhea, colitis, campylobacter, GDV
6 Aural	4	6.3	3.60	Otitis externa
7 Immune mediated	3	4.7	2.70	Food allergy, allergy to wheat products or gluten-sensitive enteropathy
8 Ocular	3	4.7	2.70	Epiphora, conjunctivitis
9 Trauma	3	4.7	2.70	Spine, skin, unspecified
10 Urologic	3	4.7	2.70	Cystitis (bladder infection)
11 Cancer	2	3.1	1.80	Type unspecified
12 Dental	2	3.1	1.80	Retained puppy teeth
13 Neurologic	2	3.1	1.80	Polyneuropathy, meningitis
14 Cardiac	1	1.6	0.90	Slow or fast heart rhythm that required pacing
15 Haematopoietic	1	1.6	0.90	von Willebrands disease (VWD)
16 Respiratory	1	1.6	0.90	Kennel cough
17 Unknown	1	1.6	0.90	Undiagnosed liver disease
Total	64	100.0	57.66	

Reproductive: dystochia= uterine inertia (failure to push)>physical blockage (stuck puppy)