

Report from the Kennel Club/  
British Small Animal Veterinary Association  
Scientific Committee

Summary results of the  
Purebred Dog Health Survey  
for Afghan Hounds

Warning: The results of this survey and particularly the breed-specific analyses should be interpreted with caution. The overall response rate was only 24% with breed-specific response rates from 4.5% to 64.7%.

## Afghan Hounds

A total of 206 forms were sent out and 58 were returned, representing 193 live dogs. This breed had a 28.2 % response rate (58/206) and it represented 0.42% of all returns (58/13,741).

### **Mortality data**

A total of 143 deaths were reported and this represents 0.90 % of all deaths reported in the survey (143/15,881). The median age at death for Afghan Hounds was 11 years and 11 months (min = 10 months, max = 16 years and 7 months) and this was similar to the overall median of 11 years and 3 months (Figure 1). Table 1 shows the causes of death for Afghan Hounds. Age at death is presented for the most common causes of death (Figure 2).

Table 1. Causes of death by organ system/category for Afghan Hounds.

Cause of death	No. of deaths	% of deaths	Most common specific causes in descending order
1 Cancer	44	30.8	Type unspecified, lymphoma, osteosarcoma
2 Old age	29	20.3	Old age & age combinations
3 Cardiac	15	10.5	Heart failure, heart defect unspecified, heart attack, DCMP
4 Urologic	7	4.9	Kidney failure (chronic>acute)
5 Trauma	5	3.5	Unspecified, road traffic accident
6 Combinations	4	2.8	
7 Hepatic	4	2.8	Chronic liver failure
8 Neurologic	4	2.8	Spinal unspecified, meningitis, seizures
9 Other	4	2.8	Uncodeable
10 Respiratory	4	2.8	Unspecified, laryngeal paralysis
11 Cerebral vascular	3	2.1	Stroke or cerebral vascular accident
12 Endocrine	3	2.1	Addisons disease, Cushings disease
13 Gastrointestinal	3	2.1	Pancreatitis, malabsorption, gastroenteritis unspecified
14 Sudden death	3	2.1	
15 Unknown	3	2.1	
16 Behaviour	2	1.4	Unspecified, aggression
17 Musculoskeletal	2	1.4	Joint pain, arthritis
18 Immune mediated	1	0.7	Haemolytic anaemia
19 Internal bleeding	1	0.7	
20 Perioperative	1	0.7	
21 Pining	1	0.7	
<b>Total</b>	<b>143</b>	<b>100.0</b>	

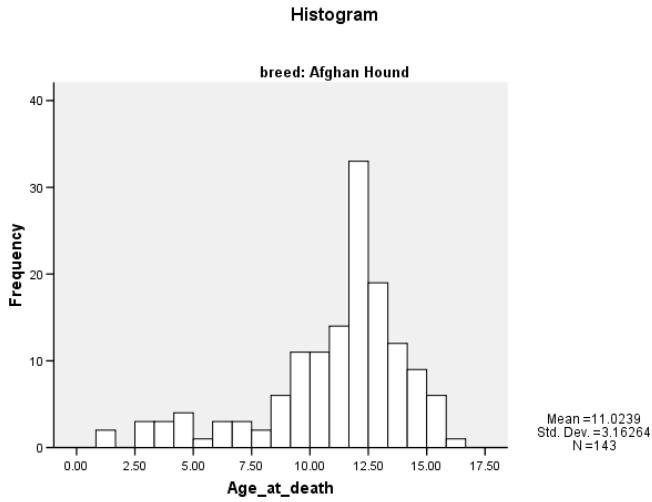


Figure 1. Histogram showing the frequency (as number of dogs) of age at death (in years) for the 143 Afghan Hound deaths with age at death reported.

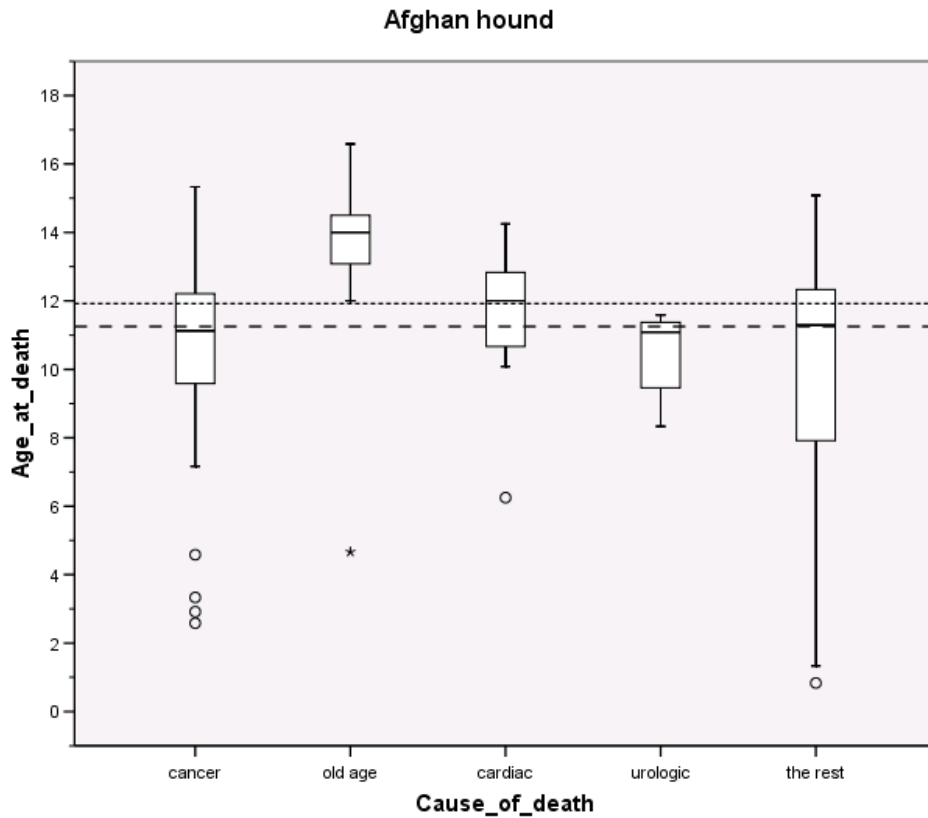


Figure 2. Box and whisker plot of age at death in years for the most common causes of death in Afghan Hounds (N=143). The dashed line (---) is the overall median age at death for all dogs in the survey and the dotted line (----) is the overall median age of death for Afghan Hounds. The solid line within each grey box represents the median age at death from the condition.

**Morbidity data**

The median current age of the 193 live dogs with a reported age was 6 years (min=6 months, max=14 years, Figure 3). Health information was reported for 193 live dogs of which 135 (70%) were healthy and 58 (30%) had at least one reported health condition, resulting in a total of 90 reported conditions with a median of 1 condition/dog (min=1, max=5).

The median current age of all healthy dogs with a reported age (N=135) was 6 years (min=6 months, max=13 years and 6 months). The distribution of gender and neuter status is shown in Table 2.

The median current age of all dogs with one or more disease conditions and a reported age (N=57) was 6 years (min=9 months, max=14 years). The median age at diagnosis for all disease occurrences with a reported age at diagnosis (N=84) was 2 years and 5 months (min= 2 months, max= 14 years, Figure 4). Table 3 shows the disease conditions for Afghan Hounds. Age at diagnosis is presented for the most common disease conditions (Figure 5).

Table 2. Distribution of gender and neuter status for 193 Afghan Hounds with reported gender and neuter status.

Gender	Neuter status		Totals
	Intact	Neutered	
Female	79	22	101 (52%)
Male	85	7	92 (48%)
Totals	164 (85%)	29 (15%)	193 (100%)

Significantly more females were neutered (P=0.006).

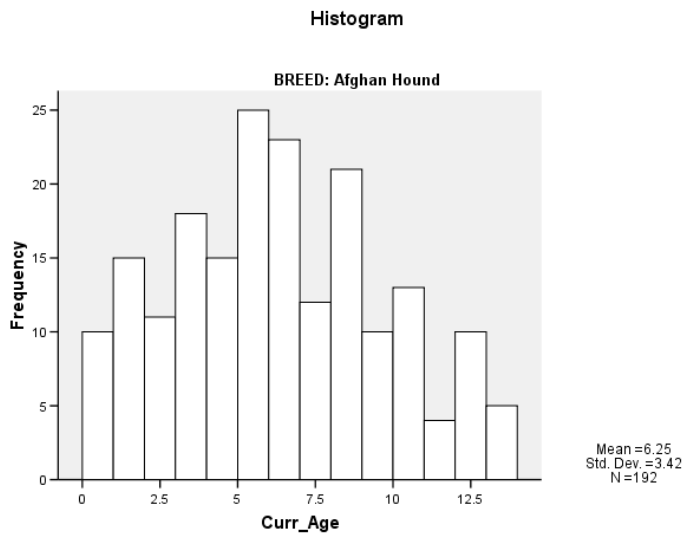


Figure 3. Histogram showing frequency of current age in years for the 192 live Afghan Hounds with age reported.

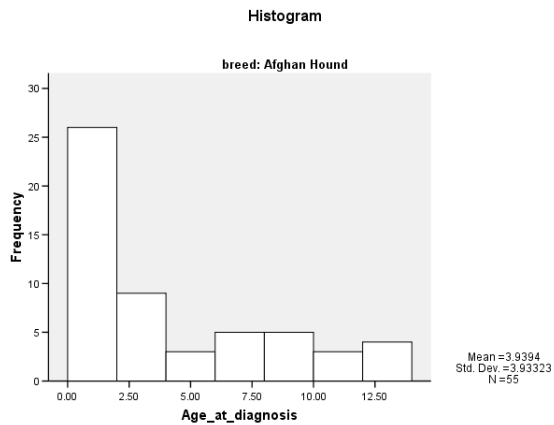


Figure 4. Histogram showing frequency of age at diagnosis for the 55 Afghan Hounds with one or more disease conditions, using the youngest age at which a disease condition was first reported for those dogs with more than one disease condition or episode.

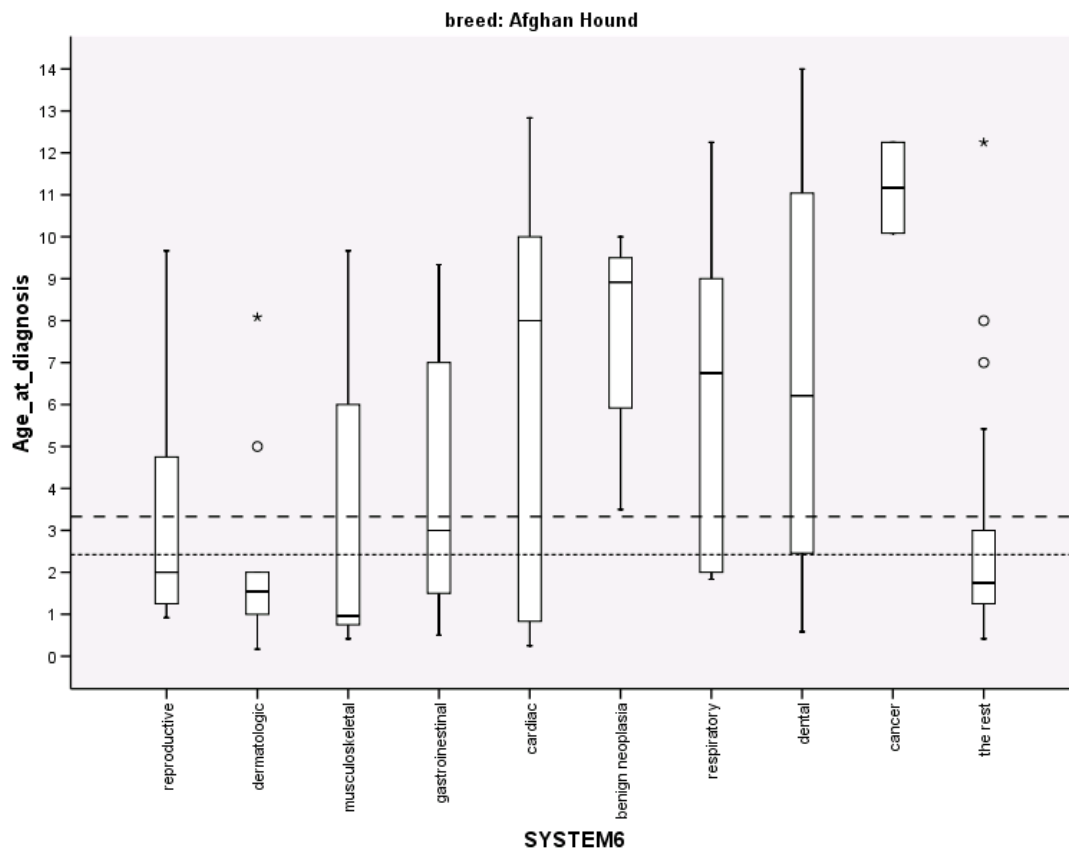


Figure 5. Box and whisker plot of age at diagnosis in years for the most common disease conditions in descending order for Afghan Hounds (N=57 dogs with 84 conditions with age reported). The dashed line (---) is the overall median age at diagnosis for all dogs in the survey and the dotted line (----) is the overall median age at diagnosis for Afghan Hounds. The solid line within each grey box represents the median age at diagnosis from the condition.

Table 3. Disease conditions by organ system/category for Afghan Hounds.

Disease condition	All conditions		Most common specific conditions in descending order
	N	%	
1 Reproductive	14	15.6	Vaginitis, pyometra, prostatomegaly, infertility, false pregnancy
2 Dermatologic	11	12.2	Dermatitis, pyotraumatic dermatitis, puppy pyoderma, interdigital cysts, fading nose pigment
3 Musculoskeletal	10	11.1	Arthritis, prognathism, osteochondrosis dissecans shoulder, cruciate ligament rupture
4 Gastrointestinal	9	10.0	Vomiting, pancreatitis, gastroenteritis acute, constipation, colitis, gastric dilatation/volvulus (GDV)
5 Cardiac	7	7.8	Heart murmur, coughing, congestive heart failure, cardiomegaly
6 Benign neoplasia	6	6.7	Lipoma, adenoma
7 Respiratory	6	6.7	Rhinitis, lung lobe torsion, laryngeal paralysis, kennel cough, coughing
8 Aural	5	5.6	Otitis externa
9 Dental	4	4.4	Retained puppy teeth, dental disease
10 Endocrine	4	4.4	Hypothyroidism, hyperthyroidism
11 Cancer	3	3.3	Type unspecified
12 Ocular	3	3.3	Red eye, extra eyelashes (distichiasis), KCS (keratoconjunctivitis sicca or dry eye)
13 Behaviour	2	2.2	Unspecified, aggression
14 Immune mediated	2	2.2	Insect bite reaction, flea allergy
15 Unknown	2	2.2	Undiagnosed illness
16 Neurologic	1	1.1	Polyneuropathy
17 Trauma	1	1.1	Forelimb
Total	90	100.0	